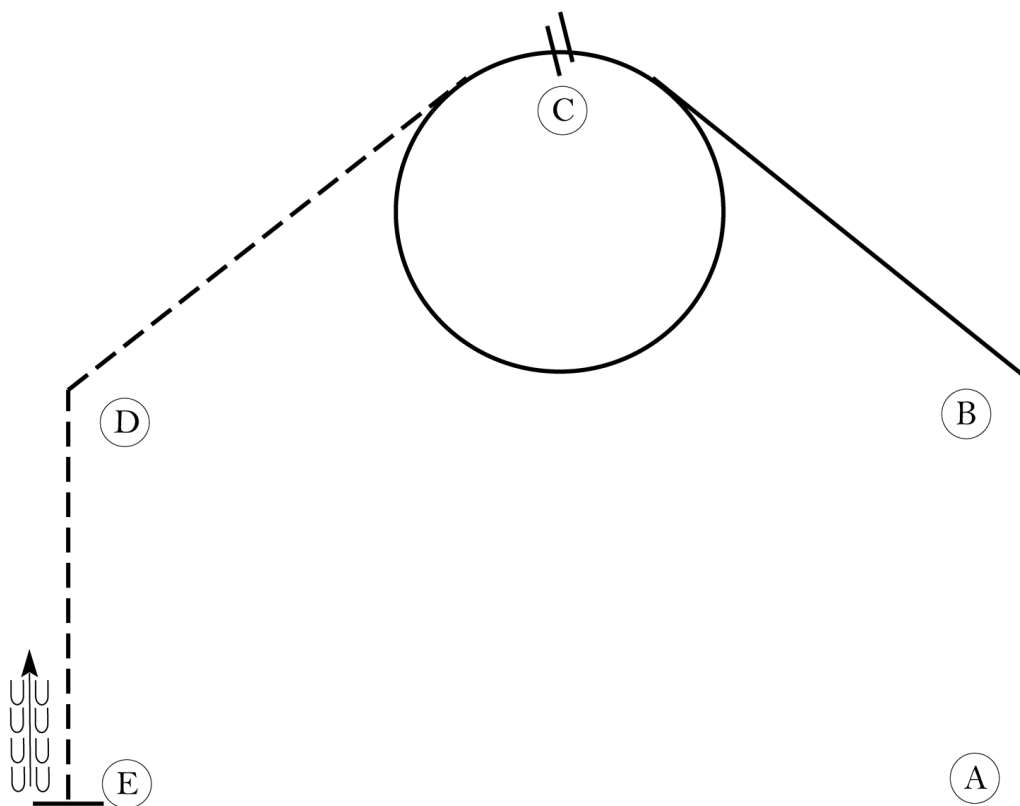


# AQHA/NSBA Show La Porte County Fairgrounds

Int Seat Equitation (Youth 13 & Under, Youth 14-18, Amateur and Selected)

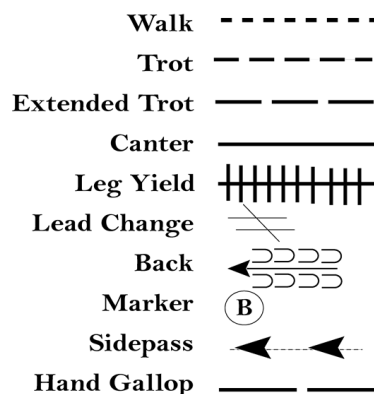
Show Date: July 22-23, 2017



Be ready at A.

1. Walk approximately 2 horse lengths from A.
2. Trot on the right diagonal to B.
3. Canter on the right lead to C.
4. Perform a simple lead change at C.
5. Canter a circle on the left lead around C.
6. Sitting trot to D.
7. Trot on the left diagonal to E.
8. Halt at E and back approximately one horse length.

When dismissed, follow the instructions of your ring steward.



[HSE/2-37]

Pattern Provided by:

*Devitt*

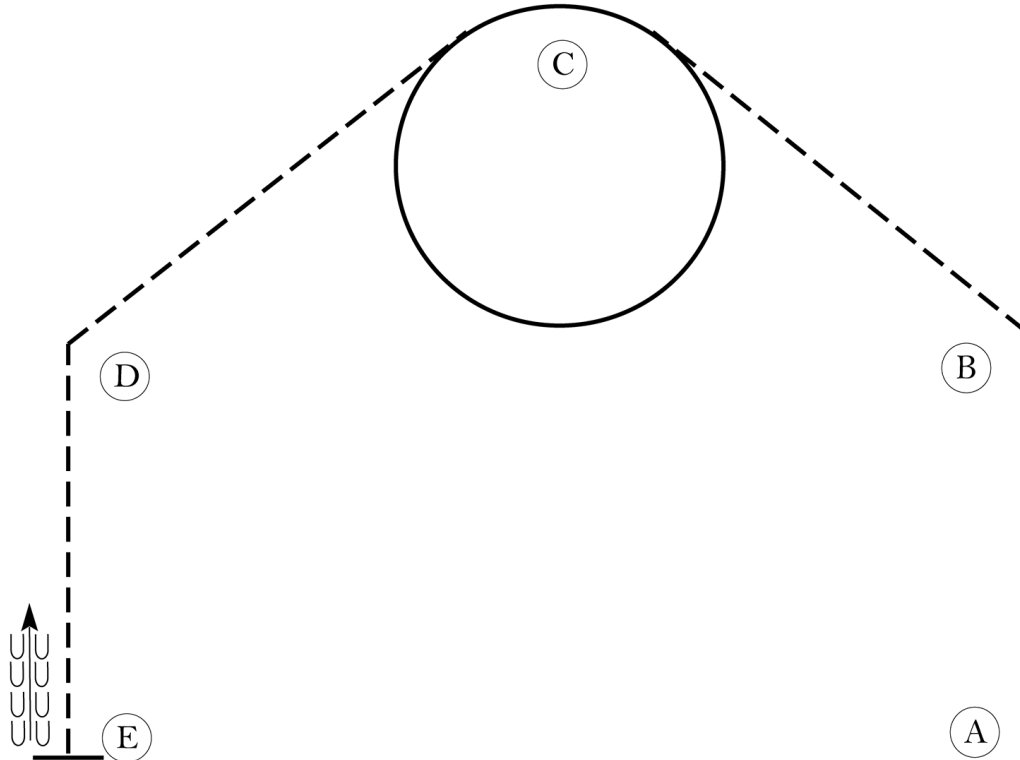
w w w . H o r s e S h o w P a t t e r n s . c o m

w w w . H o r s e S h o w P a t t e r n s . c o m

# AQHA/NSBA Show La Porte County Fairgrounds

## Hunt Seat Equitation (Level 1 - Youth & Amateur)

Show Date: July 22-23, 2017



Be ready at A.

1. Walk approximately 2 horse lengths from A.
2. Trot on the right diagonal to C.
3. Canter a circle on the left lead around C.
4. Sitting trot to D.
5. Trot on the left diagonal to E.
6. Halt at E and back approximately one horse length.

When dismissed, follow the instructions of your ring steward.

Walk	-----
Trot	- - - - -
Extended Trot	— — — — —
Canter	—————
Leg Yield	
Lead Change	↘
Back	←←←←←
Marker	⊙ B
Sidepass	←←←←←
Hand Gallop	—————

[HSE/1-37]

Pattern Provided by:

*Devitt*

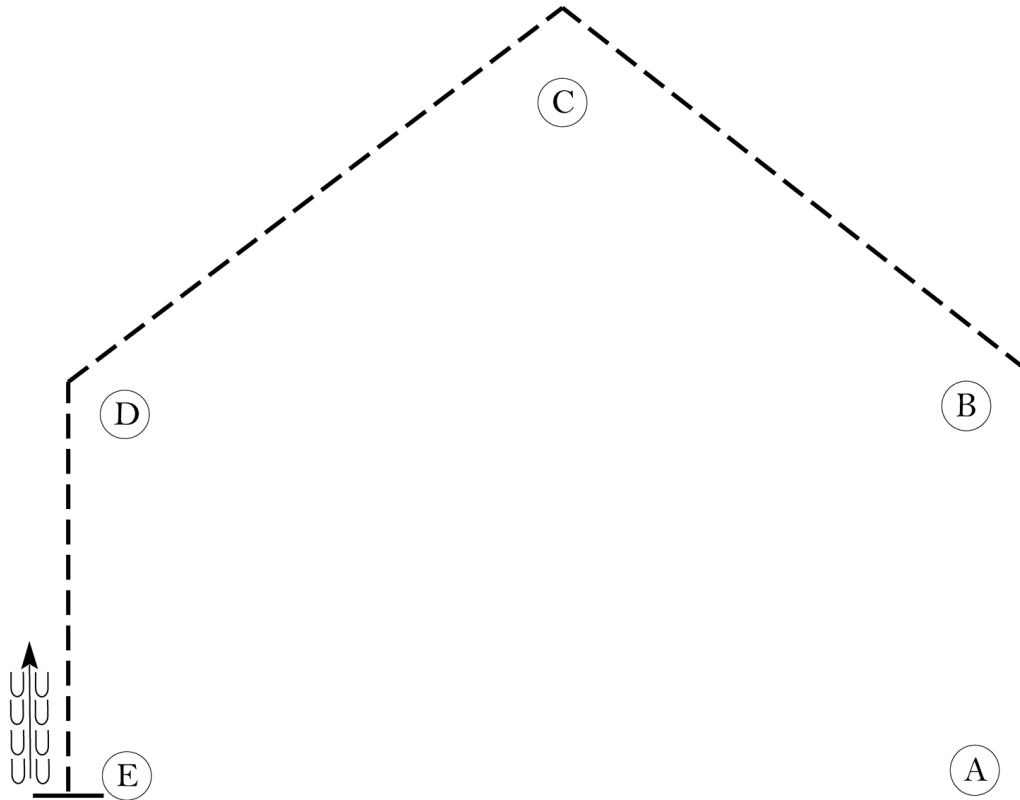
www.HorseShowPatterns.com

www.HorseShowPatterns.com

# AQHA/NSBA Show La Porte County Fairgrounds

## Hunt Seat Equitation (Walk/Trot)

Show Date: July 22-23, 2017



Be ready at A.

1. Walk to B.
2. Trot on the left diagonal to C.
3. Change diagonals and trot on the right diagonal to D.
4. Sitting trot to E.
5. Halt at E and back approximately one horse length.

When dismissed, follow the instructions of your ring steward.

Walk	-----
Trot	- - - - -
Extended Trot	— — — — —
Canter	—————
Leg Yield	
Lead Change	↘
Back	←←←←←
Marker	⊙
Sidepass	←←←←←
Hand Gallop	— — — — —

[HSE/WT-37]

Pattern Provided by:

*Devitt*

www.HorseShowPatterns.com

www.HorseShowPatterns.com

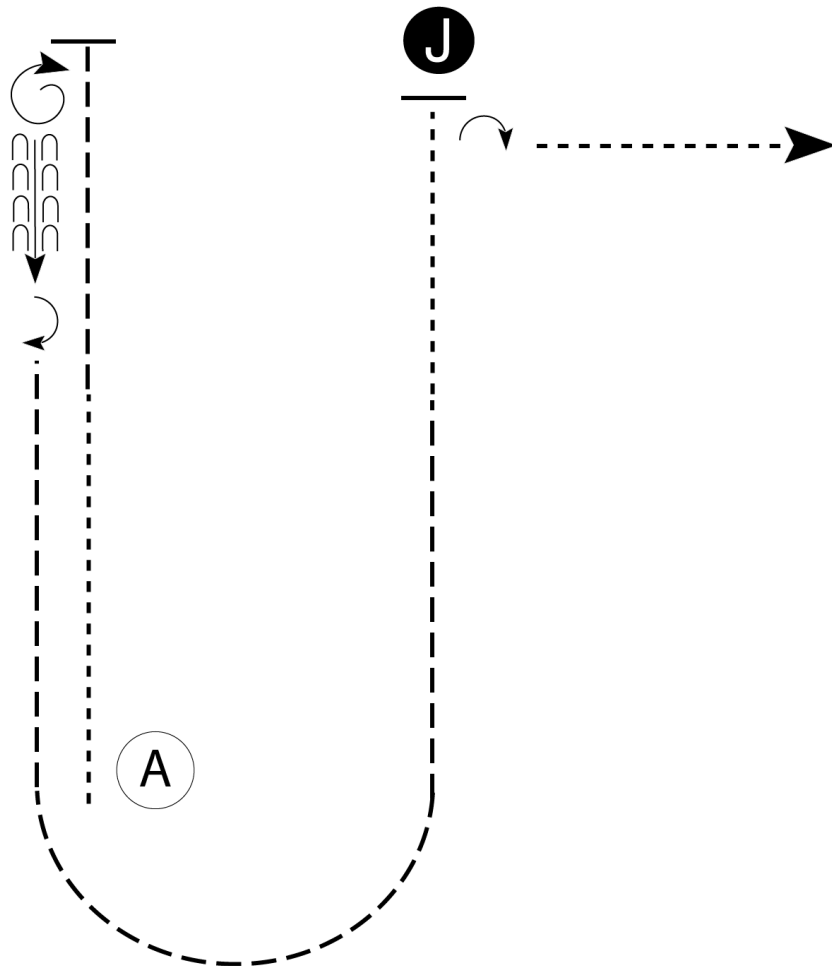
# AQHA/NSBA Show La Porte County Fairgrounds

Showmanship (Youth 13 & Under, Youth 14-18, Amateur and Select)

Show Date: July 22-23, 2017

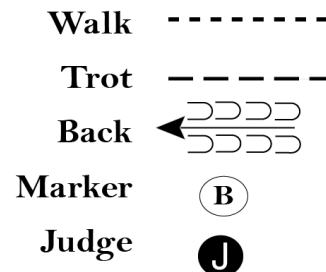
w w w . H o r s e S h o w P a t t e r n s . c o m

w w w . H o r s e S h o w P a t t e r n s . c o m



Be ready at A.

1. Walk halfway from A to Judge.
  2. Trot until even with judge.
  3. Stop and perform a 360 degree turn.
  4. Back approximately two horse lengths.
  5. Perform a 180 degree turn.
  6. Trot to and around A and halfway to judge.
  7. Walk to judge.
  8. Stop and set up for inspection.
  9. When dismissed, perform a 90 degree turn.
  10. Walk straight away from judge.
- Follow the instructions of your ring steward.



[S/2-77]

Pattern Provided by:

*Devitt*

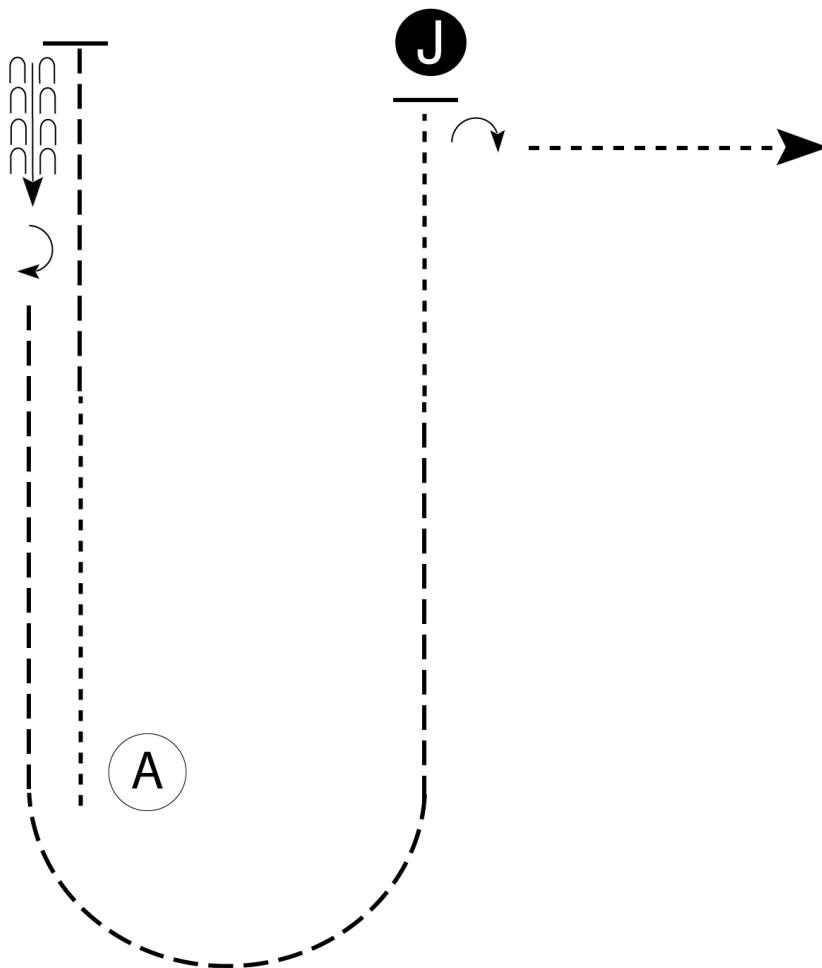
# AQHA/NSBA Show La Porte County Fairgrounds

## Showmanship (Level 1 - Youth & Amateur)

Show Date: July 22-23, 2017

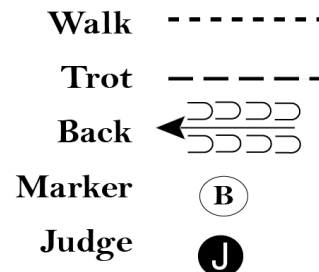
w w w . H o r s e S h o w P a t t e r n s . c o m

w w w . H o r s e S h o w P a t t e r n s . c o m



Be ready at A.

1. Walk halfway from A to judge.
  2. Trot until even with judge.
  3. Stop and back approximately two horse lengths.
  4. Perform a 180 degree turn.
  5. Trot to and around A and halfway to judge.
  6. Walk to judge.
  7. Stop and set up for inspection.
  8. When dismissed, perform a 90 degree turn.
  9. Walk straight away from judge.
- Follow the instructions of your ring steward.



[S/1-77]

Pattern Provided by:

*Devitt*

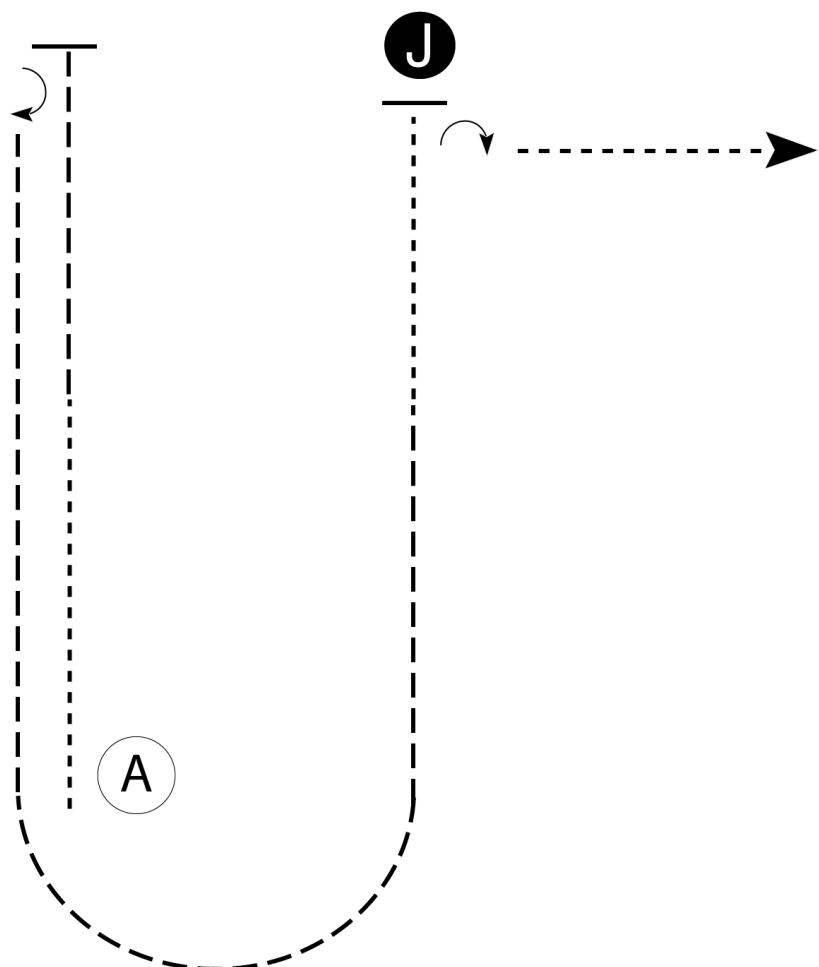
# AQHA/NSBA Show La Porte County Fairgrounds

## Showmanship (Walk/Trot)

Show Date: July 22-23, 2017

w w w . H o r s e S h o w P a t t e r n s . c o m

w w w . H o r s e S h o w P a t t e r n s . c o m



Be ready at A.

1. Walk halfway from A to judge.
  2. Trot until even with judge.
  3. Stop and perform a 180 degree turn.
  4. Trot to and around A and halfway to judge.
  5. Walk to judge.
  6. Stop and set up for inspection.
  7. When dismissed, perform a 90 degree turn.
  8. Walk straight away from judge.
- Follow the instructions of your ring steward.

Walk	-----
Trot	- - - - -
Back	← ⊞ ⊞ ⊞ ⊞
Marker	⊞
Judge	⊙

[S/WT-77]

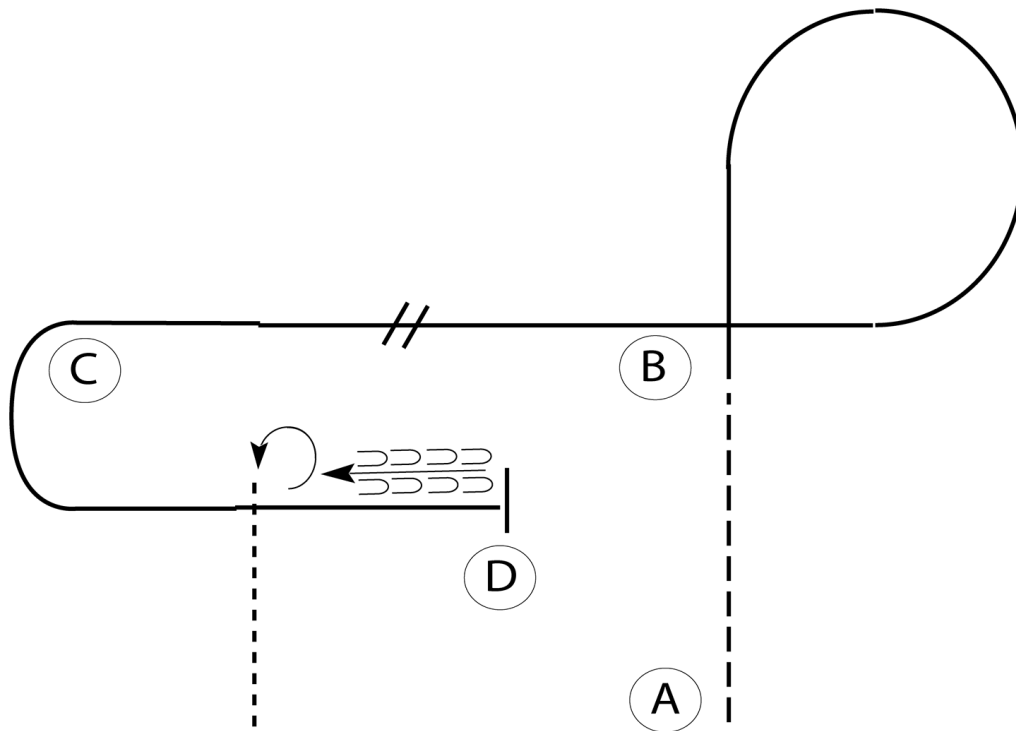
Pattern Provided by:

*Devitt*

# AQHA/NSBA Show La Porte County Fairgrounds

## Horsemanship (Novice Youth - Novice Amateur)

Show Date: July 22-23, 2017



Be ready at A.

1. Jog from A to B.
2. Lope a circle to the right.
3. Halfway between B and C, perform a simple lead change.
4. Lope on the left lead to D.
5. Stop at D and back approximately one horse length.
6. Spin 3/4 turn to the left and walk off.

Follow the instructions of your ring steward.

<b>Walk</b>	-----
<b>Jog</b>	-----
<b>Extended Jog</b>	-----
<b>Lope</b>	—————
<b>Leg Yield</b>	
<b>Lead Change</b>	— / —
<b>Back</b>	← — — — — ← — — — —
<b>Marker</b>	(B)
<b>Sidepass</b>	← — — — — →

[WH/2-70]

**Pattern Provided by:**

*Devitt*

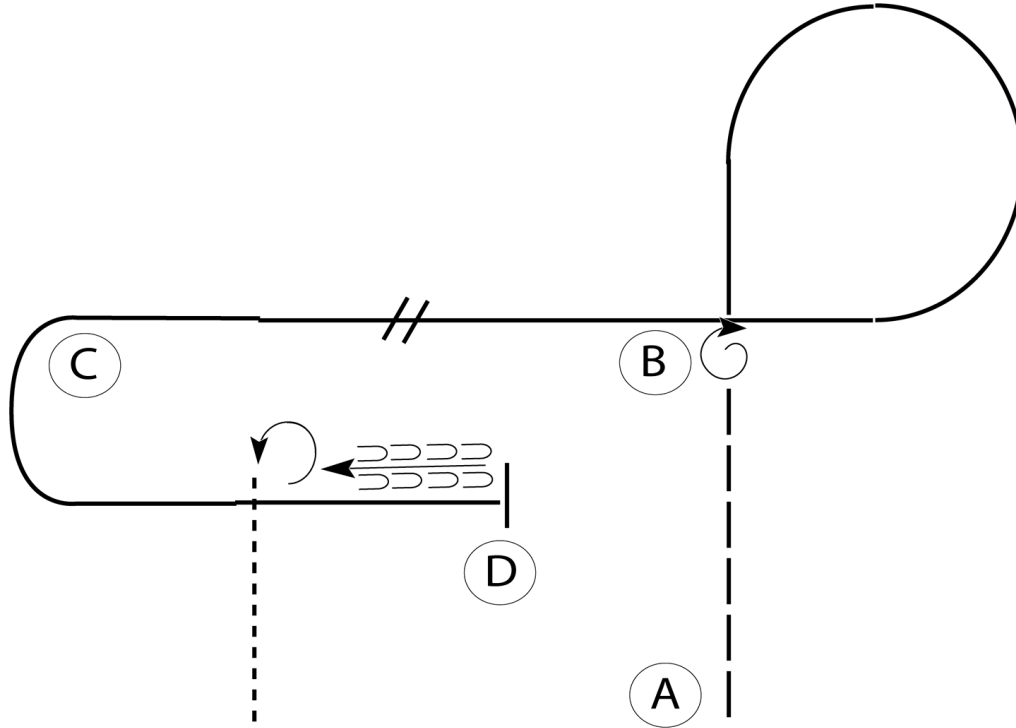
www.HorseShowPatterns.com

www.HorseShowPatterns.com

# AQHA/NSBA Show La Porte County Fairgrounds

Horsemanship (Youth 13 & Under, Youth 14-18, Amateur & Select)

Show Date: July 22-23, 2017



Be ready at A.

1. Extend the jog from A to B.
2. Stop at B and complete a 360 degree spin right.
3. Lope a large fast circle to the right.
4. At B, slow to a lope.
5. Halfway between B and C, change leads.
6. Lope on the left lead to D.
7. Stop at D and back approximately one horse length.
8. Spin 3/4 turn to the left and walk off.

Follow the instructions of your ring steward.

Walk	-----
Jog	-----
Extended Jog	-----
Lope	-----
Leg Yield	
Lead Change	---/---
Back	←←←←←
Marker	(B)
Sidepass	←-----→

[WH/3-70]

Pattern Provided by:

*Devitt*

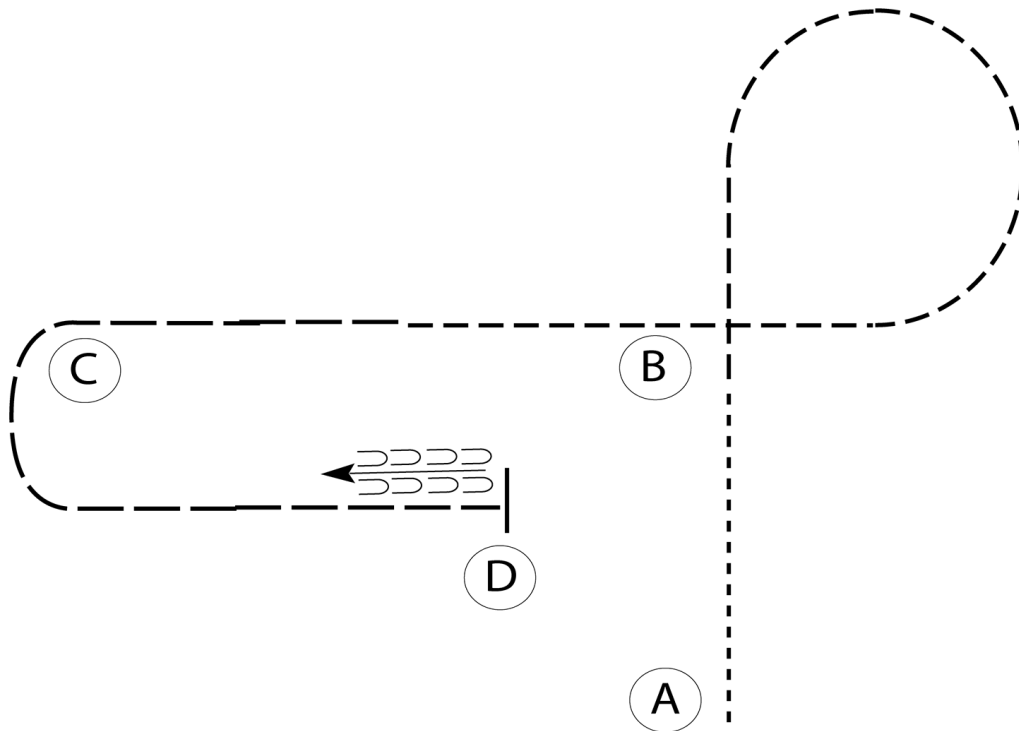
www.HorseShowPatterns.com

www.HorseShowPatterns.com



# AQHA/NSBA Show La Porte County Fairgrounds Horsemanship (Walk/Trot)

Show Date: July 22-23, 2017



Be ready at A.

1. Walk from A to B.
2. Jog a circle to the right.
3. Halfway between B and C, extend the jog.
4. Extend the jog to D.
5. Stop at D and back approximately one horse length.

Follow the instructions of your ring steward.

Walk	-----
Jog	- - - - -
Extended Jog	- - - - -
Lope	—————
Leg Yield	
Lead Change	— / —
Back	← — — — —
Marker	(B)
Sidepass	← — — — — →

[WH/WT-70]

Pattern Provided by:

*Devitt*

w w w . H o r s e S h o w P a t t e r n s . c o m

w w w . H o r s e S h o w P a t t e r n s . c o m