

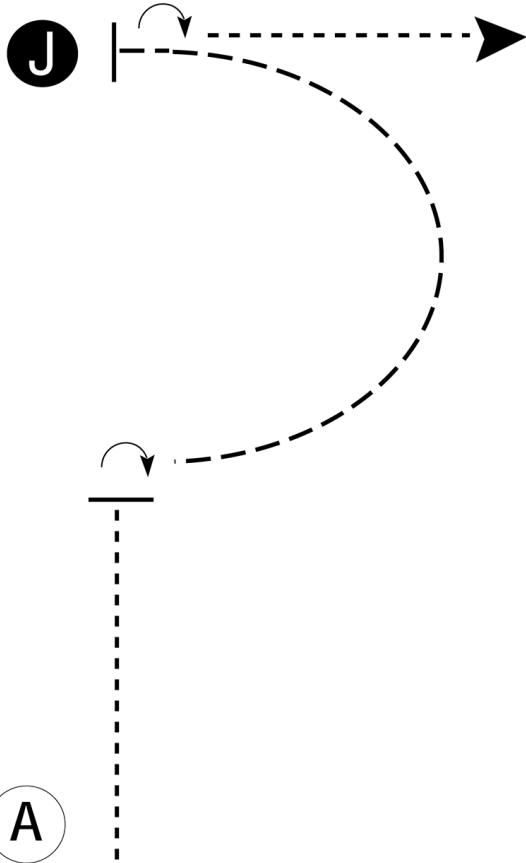
# Findlay Fire Cracker Weekend

## All Showmanship Classes 1-3 (9 and Under AND Pony)

Show Date: 07-07-2018

w w w . H o r s e S h o w P a t t e r n s . c o m

w w w . H o r s e S h o w P a t t e r n s . c o m



Be ready at A.

1. When acknowledged, walk half the distance to Judge.
2. Stop and perform a 1/4 turn.
3. Trot in a half circle to Judge.
4. Stop and set up for inspection.
5. When dismissed, perform a 1/2 turn and walk straight away from Judge.

Follow the instructions of your ring steward.

Walk	-----
Trot	- - - - -
Back	←
Marker	ⓑ
Judge	ⓐ

[S/WT-80]

Pattern Provided by:  
*Dennis L. Clement*

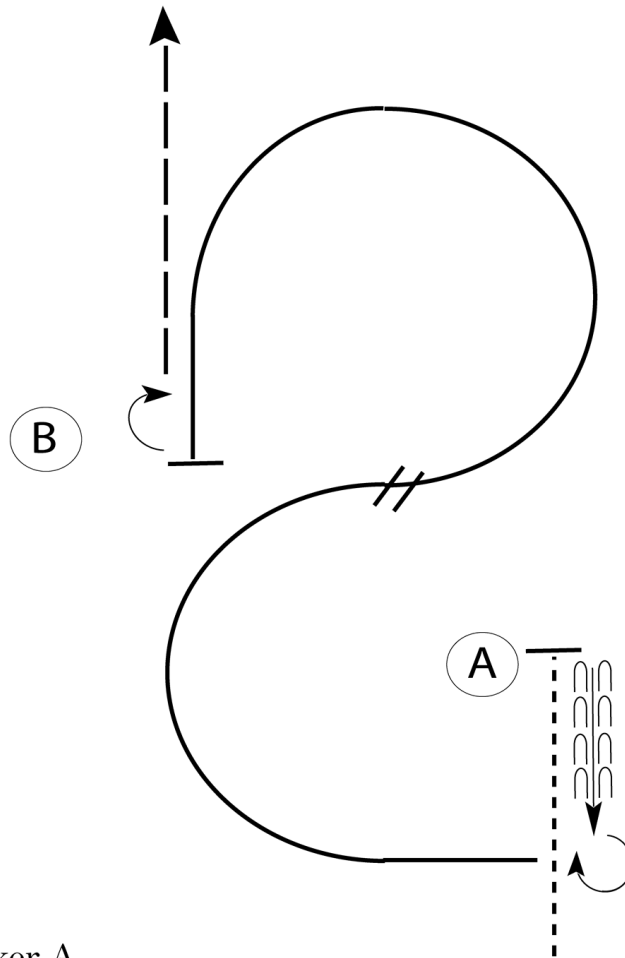
# Findlay Fire Cracker Weekend

## All Western Horsemanship (Classes 26-29)

Show Date: 07-07-2018

www.HorseShowPatterns.com

www.HorseShowPatterns.com



Be ready before marker A.

1. Walk to A.
2. Stop and back approximately one horse length.
3. Execute a 3/4 turn to the right and lope on the right lead.
4. Perform a simple lead change and lope on the left lead to B.
5. Stop at B and execute a 1/2 turn to the right.
6. Jog to exit.

Follow the instructions of your ring steward.

<b>Walk</b>	-----
<b>Jog</b>	- - - - -
<b>Extended Jog</b>	- - - - -
<b>Lope</b>	—————
<b>Leg Yield</b>	
<b>Lead Change</b>	— / —
<b>Back</b>	← ⊞ ⊞ ⊞ ⊞
<b>Marker</b>	⊞
<b>Sidepass</b>	← ⊞ →

[WH/2-68]

**Pattern Provided by:**  
*Dennis L. Clement*

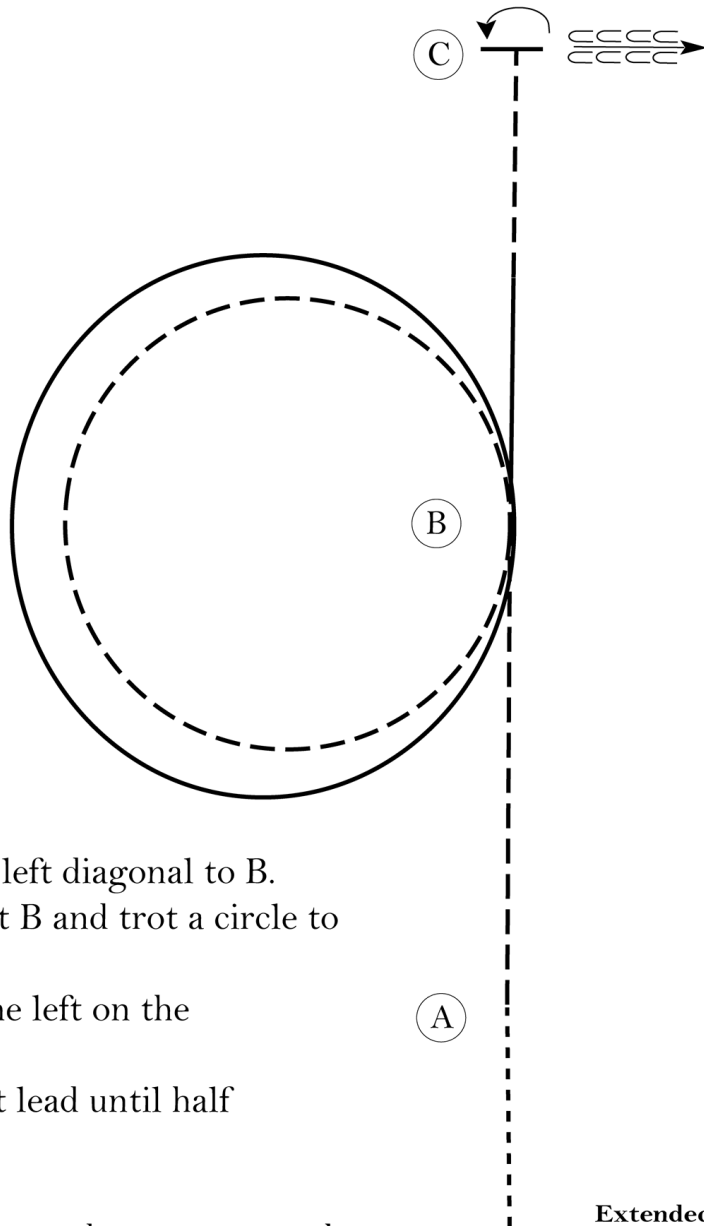
# Findlay Fire Cracker Weekend

## All English Equitation (Classes 13-16)

Show Date: 07-07-2018

w w w . H o r s e S h o w P a t t e r n s . c o m

w w w . H o r s e S h o w P a t t e r n s . c o m



Be ready before A.

1. Walk to A.
2. Posting trot on the left diagonal to B.
3. Change diagonals at B and trot a circle to the left.
4. Canter a circle to the left on the left lead.
5. Continue on the left lead until half way to C.
6. Sitting trot to C.
7. Stop at C; perform a 90 degree turn to the left on the forehand.
8. Back approximately one horse length.

Exit at a sitting trot.

Walk	-----
Trot	- - - - -
Extended Trot	_____
Canter	—————
Leg Yield	
Lead Change	↙ ↘
Back	← ← ← ← ←
Marker	⊙
Sidepass	← — — — →
Hand Gallop	—————

[HSE/2-38]

Pattern Provided by:  
*Dennis L. Clement*

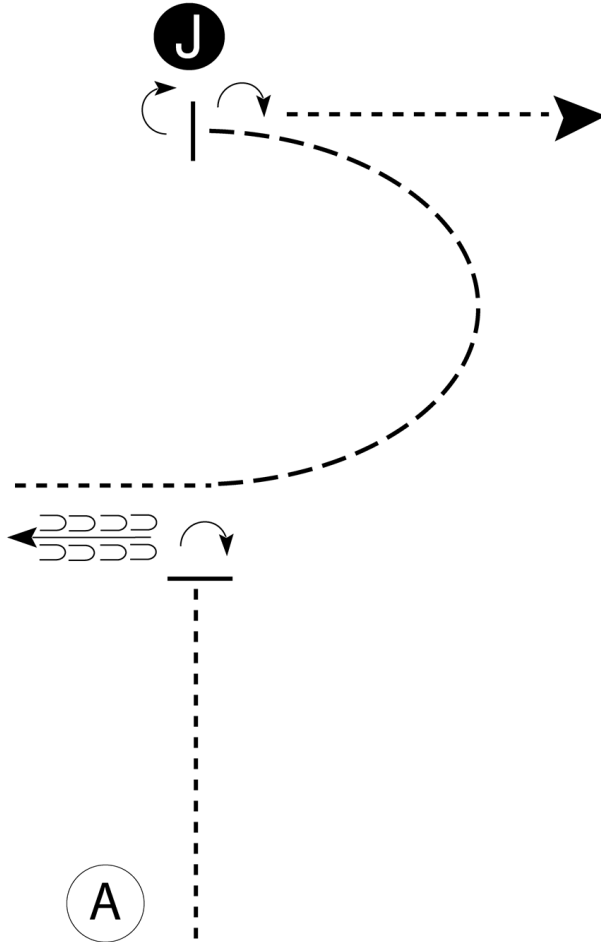
# Findlay Fire Cracker Weekend

## All Showmanship Classes 4-6 (10 and Over)

Show Date: 07-07-2018

w w w . H o r s e S h o w P a t t e r n s . c o m

w w w . H o r s e S h o w P a t t e r n s . c o m



Be ready at A.

1. When acknowledged, walk half way to Judge.
2. Stop and perform a 1/4 turn.
3. Back approximately one horse length.
4. Walk until even with Judge.
5. Trot in a half circle until even with Judge.
6. Perform a 1/4 turn, stop and set up for inspection.
7. When dismissed, perform a 1/4 turn and walk straight away from Judge.

Walk	-----
Trot	- - - - -
Back	← ⊃ ⊃ ⊃ ⊃ ⊃ ⊃
Marker	Ⓟ
Judge	Ⓝ

Follow the instructions of your ring steward.

[S/2-80]

Pattern Provided by:  
*Dennis L. Clement*

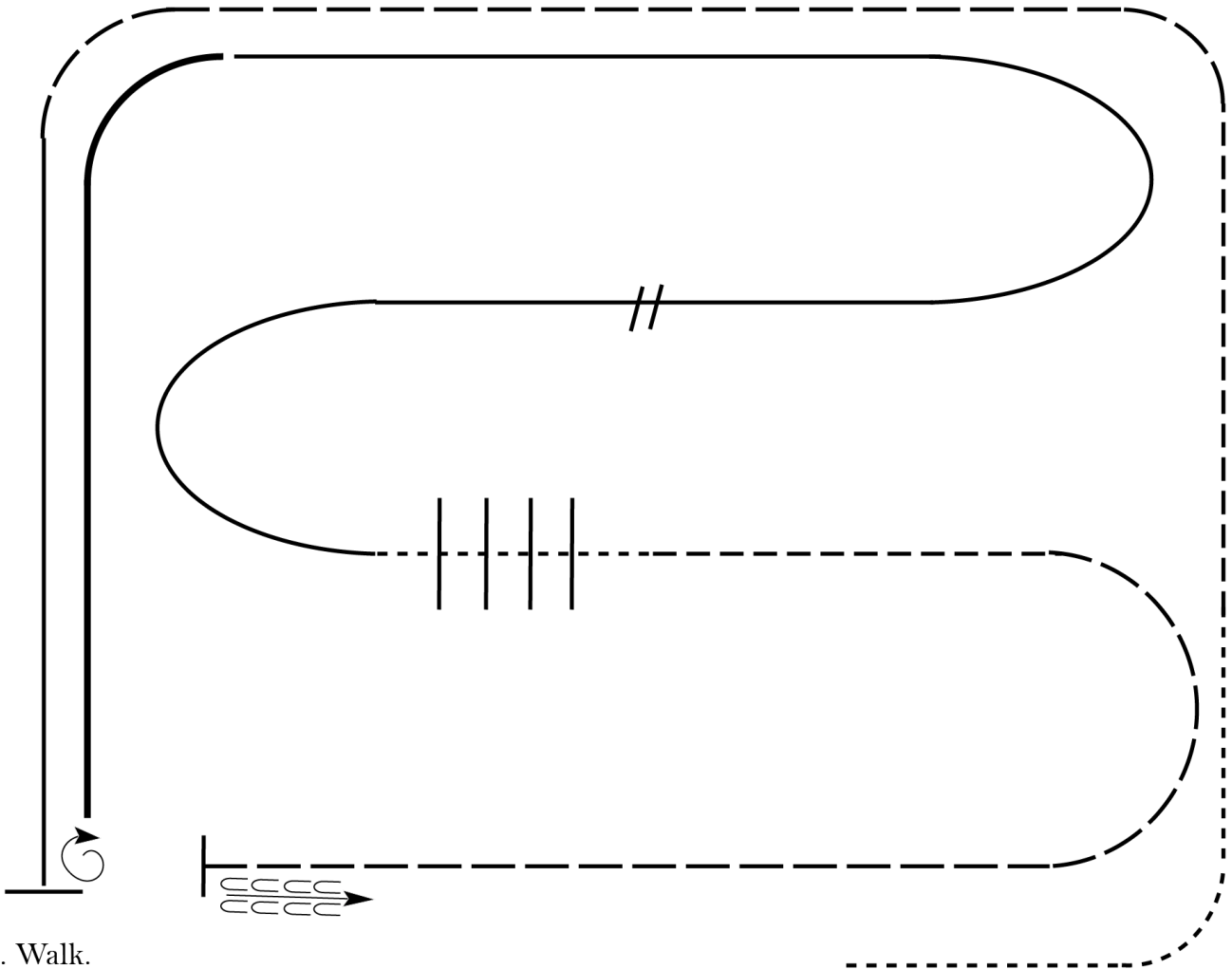
# Findlay Fire Cracker Weekend

## Ranch Riding

Show Date: 07-07-2018

w w w . H o r s e S h o w P a t t e r n s . c o m

w w w . H o r s e S h o w P a t t e r n s . c o m



1. Walk.
2. Trot
3. Extended trot.
4. Left lead lope
5. Stop, 1 1/2 turn right
6. Extended lope
7. Collect to working lope-right lead
8. Change leads (simple or flying)
9. Walk
10. Walk over logs
11. Trot
12. Extended trot
13. Stop and back

Walk	-----
Jog	-----
Extended Jog	-----
Lope	-----
Lead Change	////
Back	←←←←
Marker	(B)

[RR/2]

Pattern Provided by:  
*Dennis L. Clement*