

# LQHA Spooktacular Circuit

## Hunt Seat Equitation (Small Fry)

Show Date: 10-27-2018

w w w . H o r s e S h o w P a t t e r n s . c o m

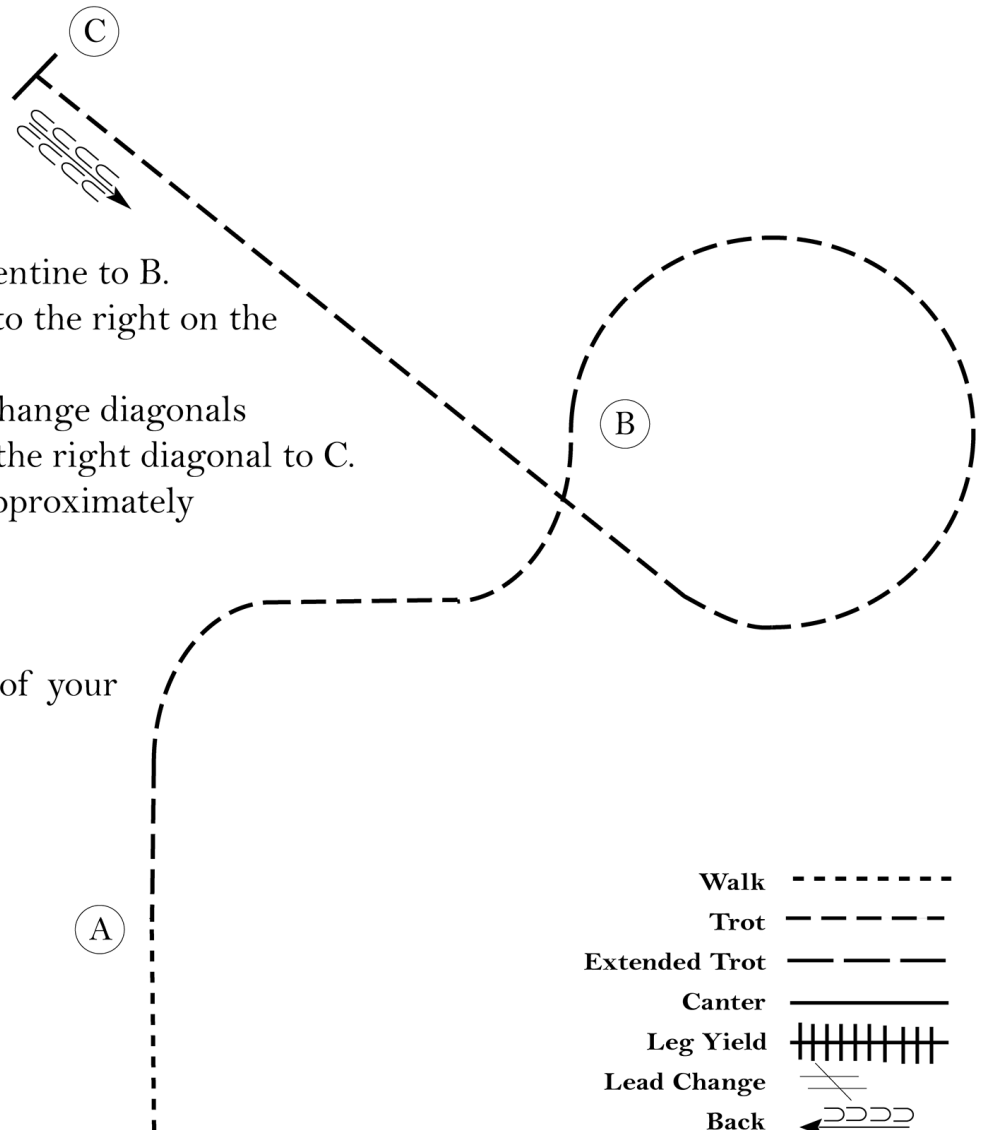
w w w . H o r s e S h o w P a t t e r n s . c o m

Be ready before A.

1. Walk to A.
2. Sitting trot in a serpentine to B.
3. Posting trot a circle to the right on the left diagonal at B.
4. When even with B, change diagonals and post the trot on the right diagonal to C.
5. Stop at C and back approximately one horse length.

Exit at a walk.

Follow the instructions of your ring steward.



Walk	-----
Trot	-----
Extended Trot	-----
Canter	-----
Leg Yield	
Lead Change	↙
Back	←←←
Marker	⊙
Sidepass	←→
Hand Gallop	-----

[HSE/WT-40]

Pattern Provided by:

*Patty Campbell*

# LQHA Spooktacular Circuit

## Hunt Seat Equitation (Level 1 Youth and Amateur)

Show Date: 10-27-2018

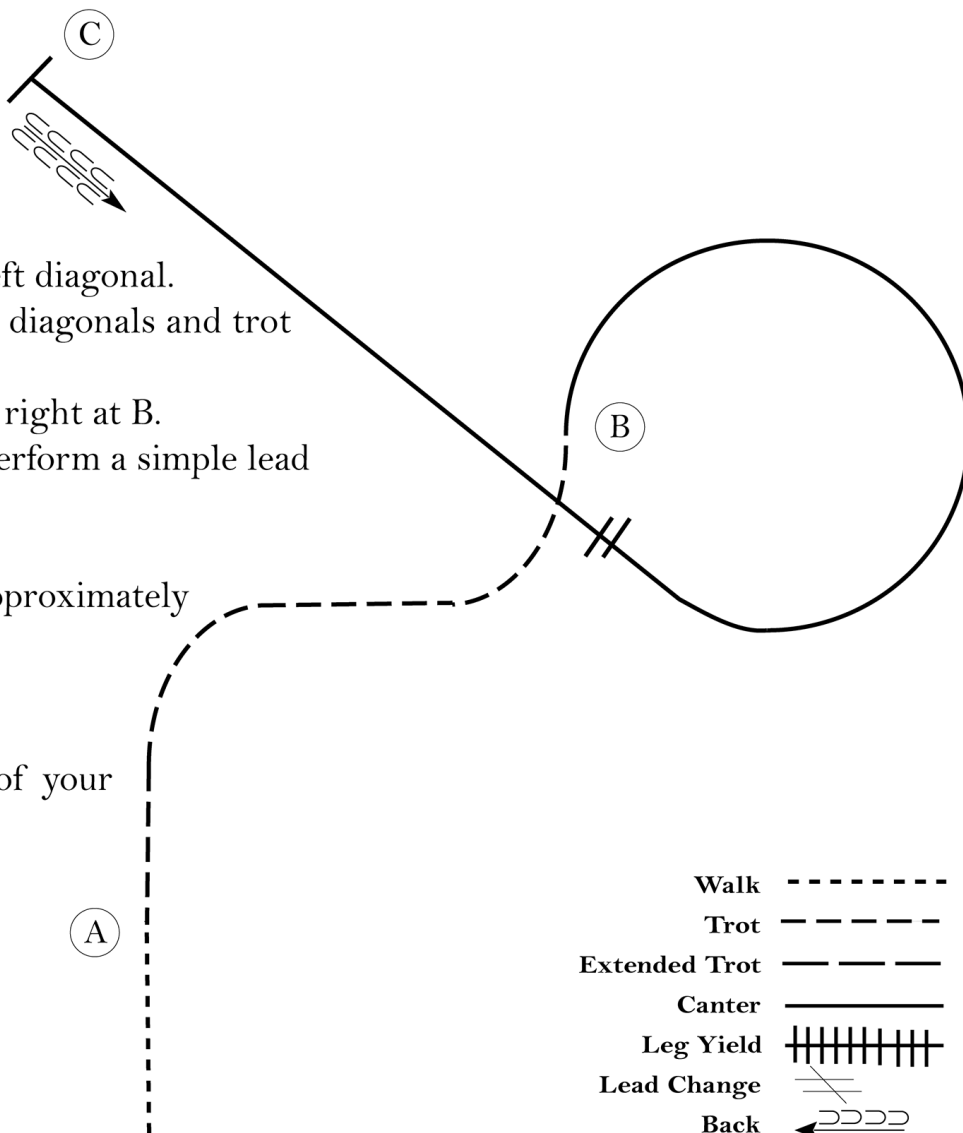
w w w . H o r s e S h o w P a t t e r n s . c o m

w w w . H o r s e S h o w P a t t e r n s . c o m

Be ready before A.

1. Walk to A.
2. Posting trot on the left diagonal.
3. Halfway to B, change diagonals and trot to B.
4. Canter a circle to the right at B.
5. When even with B, perform a simple lead change.
6. Canter to C.
7. Stop at C and back approximately one horse length.

Exit at a trot.  
Follow the instructions of your ring steward.



Walk	-----
Trot	- - - - -
Extended Trot	-----
Canter	—————
Leg Yield	
Lead Change	↙ ↘
Back	← ← ← ← ←
Marker	⊙
Sidepass	← - - - - →
Hand Gallop	—————

[HSE/2-40]

Pattern Provided by:

*Patty Campbell*

# LQHA Spooktacular Circuit

## Hunt Seat Equitation (Youth, Amateur and Select Amateur)

Show Date: 10-27-2018

www.HorseShowPatterns.com

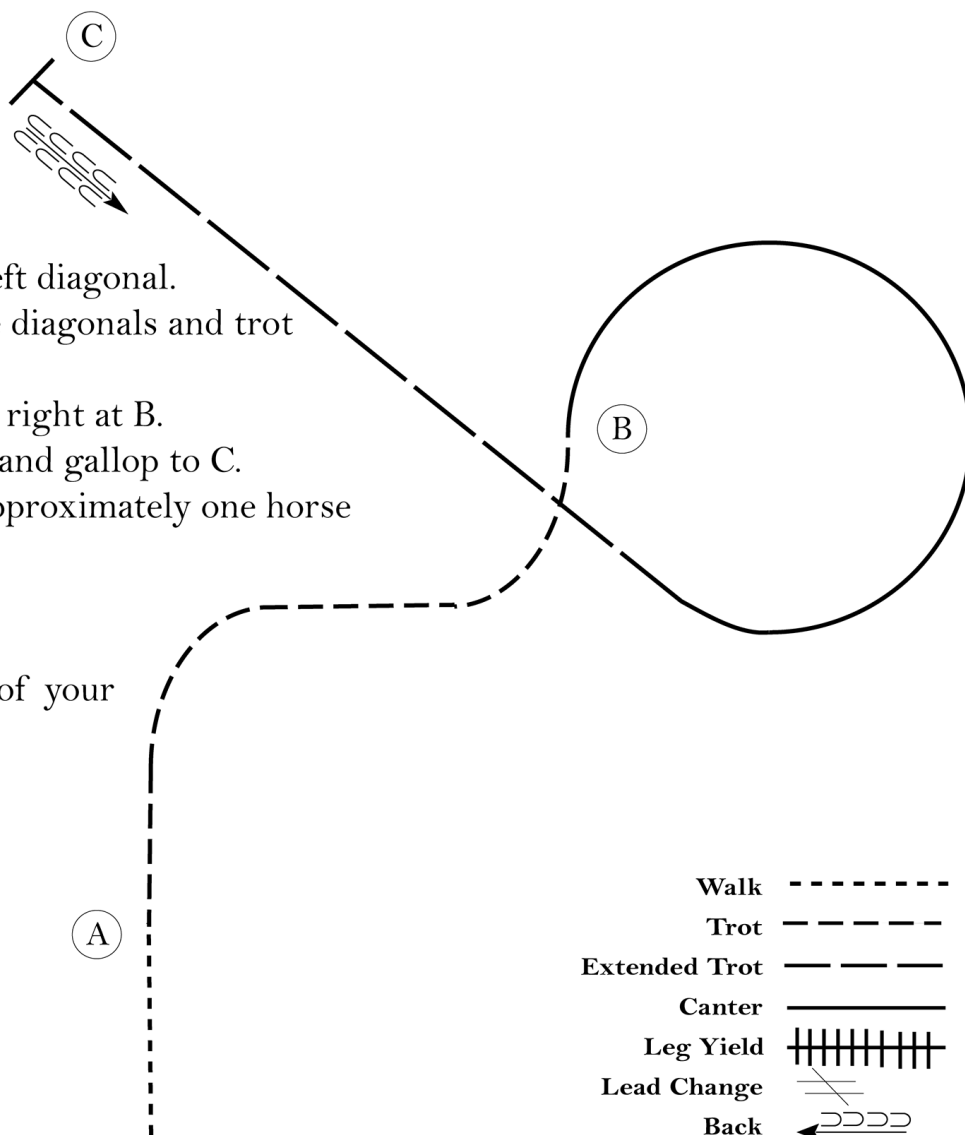
www.HorseShowPatterns.com

Be ready before A.

1. Walk to A.
2. Posting trot on the left diagonal.
3. Halfway to B, change diagonals and trot to B.
4. Canter a circle to the right at B.
5. When even with B, hand gallop to C.
6. Stop at C and back approximately one horse length.

Exit at a trot.

Follow the instructions of your ring steward.



Walk	-----
Trot	- - - - -
Extended Trot	-----
Canter	—————
Leg Yield	
Lead Change	↙ ↘
Back	← ← ← ← ←
Marker	⊙
Sidepass	← - - - - →
Hand Gallop	———

[HSE/3-40]

Pattern Provided by:

*Patty Campbell*

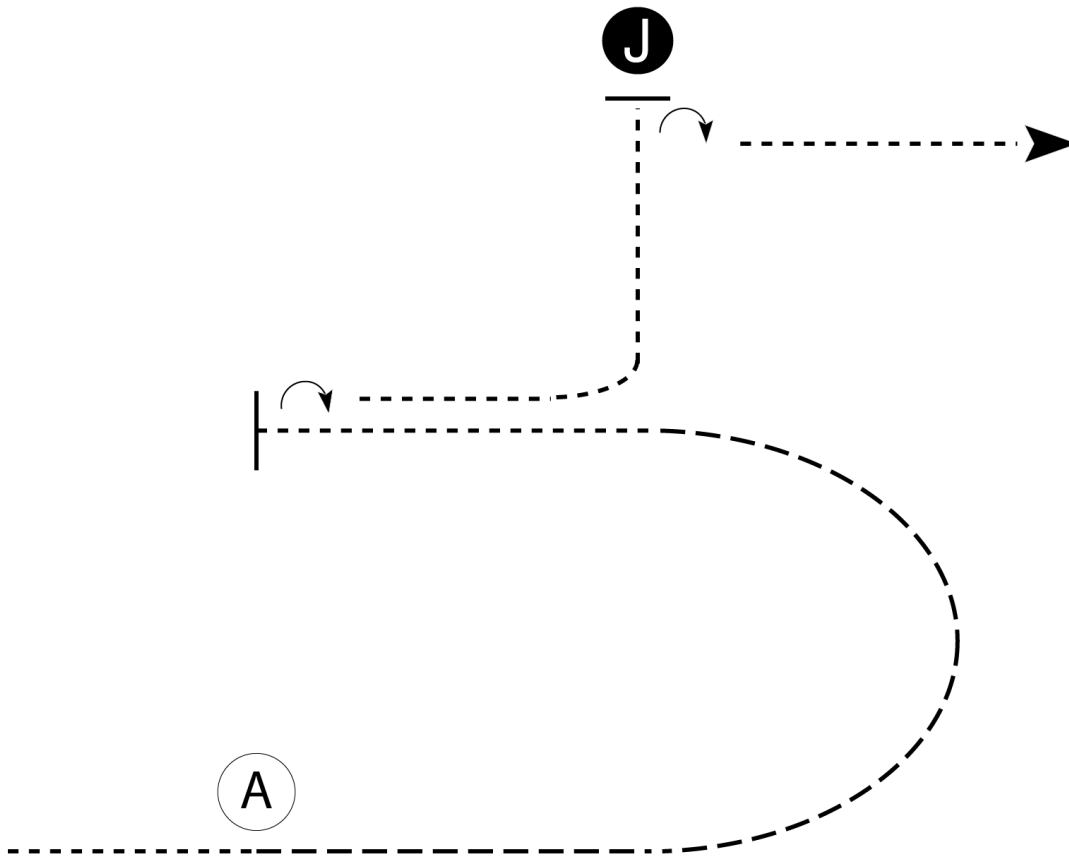
# LQHA Spooktacular Circuit

## Showmanship (Small Fry)

Show Date: 10-27-2018

w w w . H o r s e S h o w P a t t e r n s . c o m

w w w . H o r s e S h o w P a t t e r n s . c o m



Be ready before A.

1. Walk to A.
2. Trot in a half circle until even with Judge.
3. Walk in a straight line until even with A.
4. Stop and perform a 1/2 turn.
5. Walk an arc to judge.
6. Stop and set up for inspection.
7. When dismissed, perform a 1/4 turn and walk straight away.

Walk -----

Trot - - - - -

Back ←

Marker (B)

Judge (J)

Follow the instructions of your ring steward.

[S/WT-83]

Pattern Provided by:

*Patty Campbell*

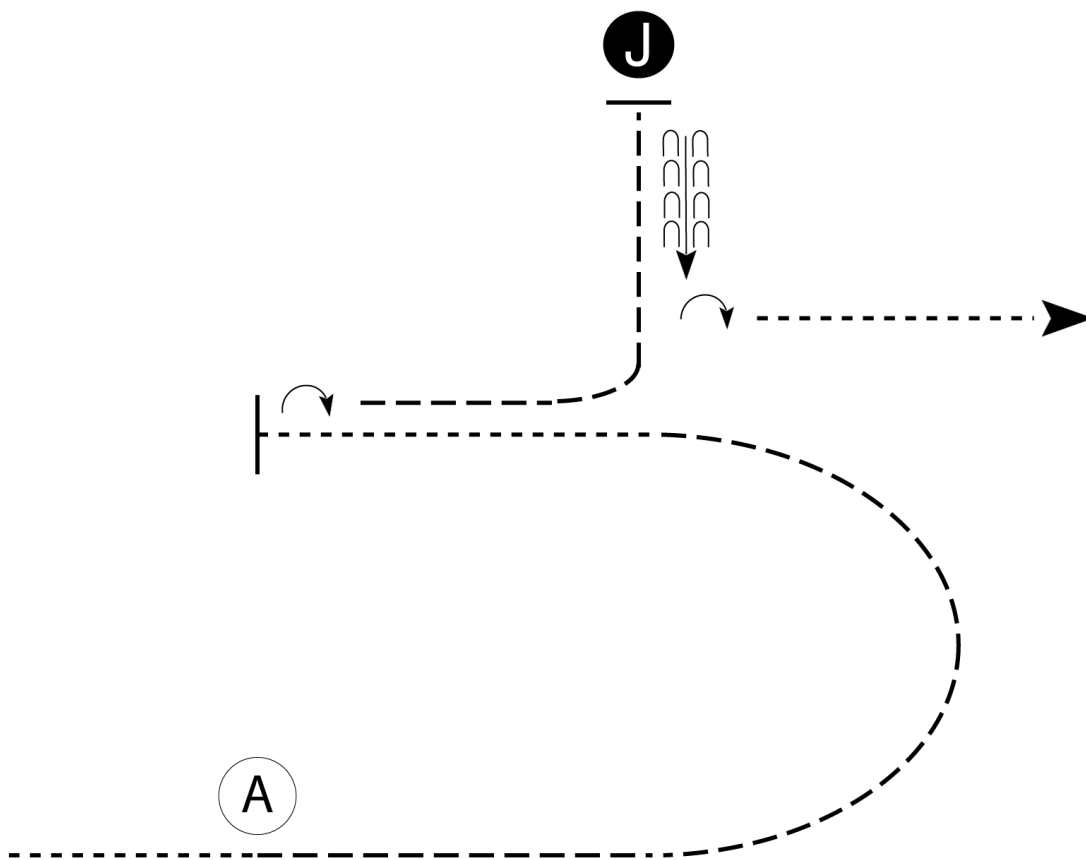
# LQHA Spooktacular Circuit

## Showmanship (Level 1 Youth and Amateur)

Show Date: 10-27-2018

w w w . H o r s e S h o w P a t t e r n s . c o m

w w w . H o r s e S h o w P a t t e r n s . c o m



Be ready before A.

1. Walk to A.
2. Trot in a half circle until even with Judge.
3. Walk in a straight line until even with A.
4. Stop and perform a 1/2 turn.
5. Trot an arc to judge.
6. Stop and set up for inspection.
7. When dismissed, back approximately one horse length.
8. Perform a 1/4 turn and walk straight away.

Follow the instructions of your ring steward.

- Walk -----  
Trot - - - - -  
Back ← ← ← ← ←  
Marker (B)  
Judge (J)

[S/2-83]

Pattern Provided by:

*Patty Campbell*

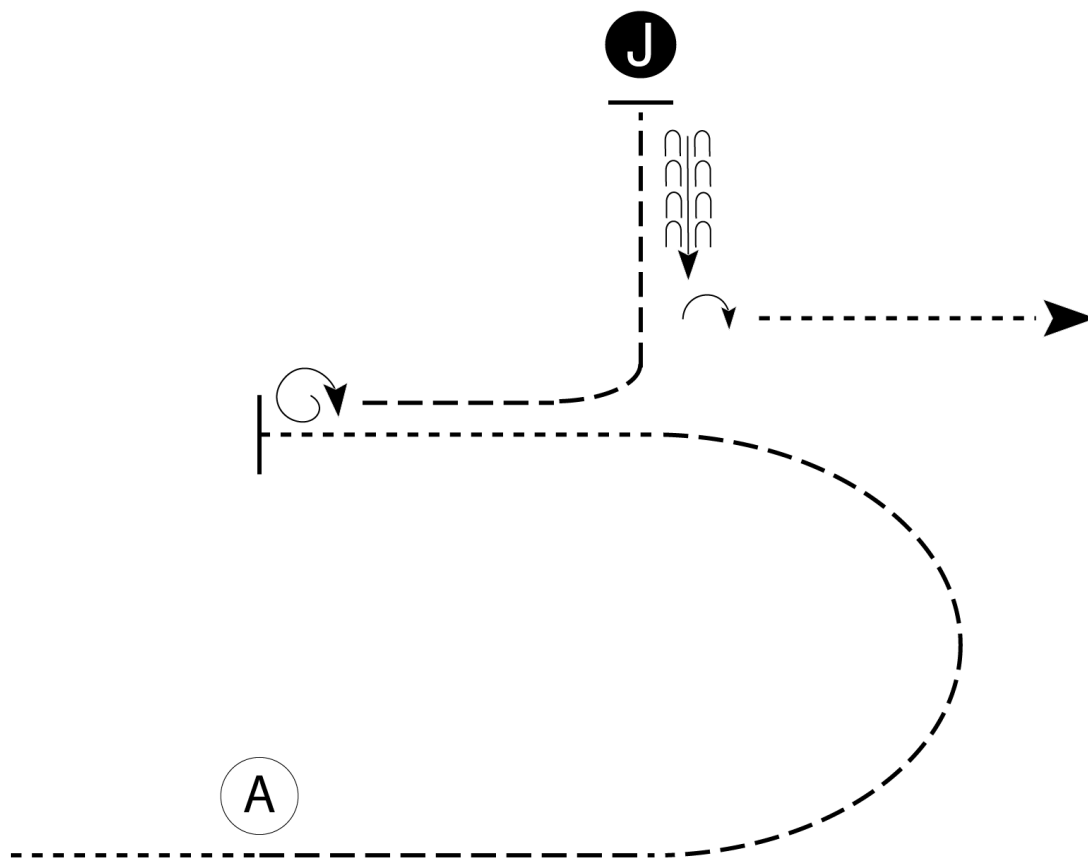
# LQHA Spooktacular Circuit

Showmanship (Youth, Amateur and Select Amateur)

Show Date: 10-27-2018

w w w . H o r s e S h o w P a t t e r n s . c o m

w w w . H o r s e S h o w P a t t e r n s . c o m



Be ready before A.

1. Walk to A.
2. Trot in a half circle until even with Judge.
3. Walk in a straight line until even with A.
4. Stop and perform a 1 1/2 turn.
5. Trot an arc to judge.
6. Stop and set up for inspection.
7. When dismissed, back approximately one horse length.
8. Perform a 1/4 turn and walk straight away.

Follow the instructions of your ring steward.

Walk	-----
Trot	- - - - -
Back	←←← ←←←
Marker	Ⓚ
Judge	ⓐ

[S/3-83]

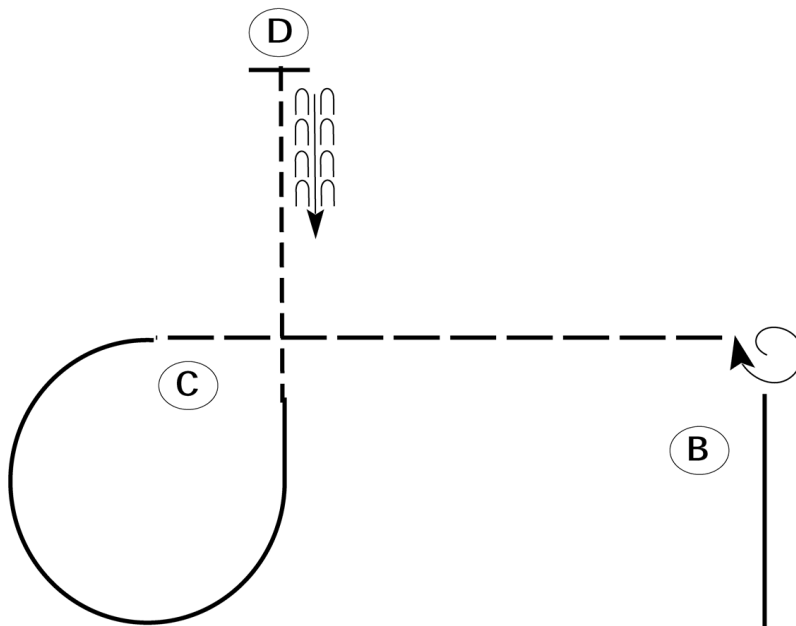
Pattern Provided by:

*Patty Campbell*

# LQHA Spooktacular Circuit

Horsemanship (Youth, Amateur and Select Amateur)

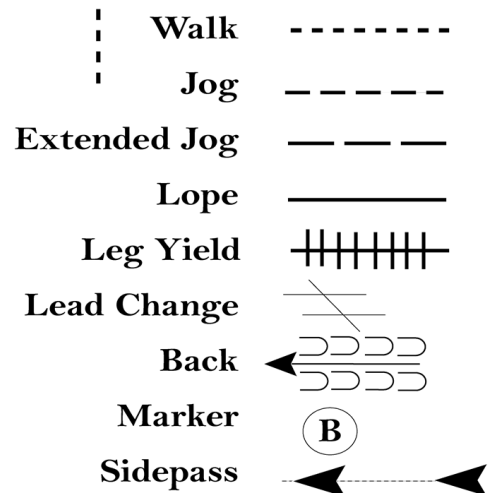
Show Date: 10-27-2018



Be ready before A.

1. Walk to A.
2. Lope on the right lead past B.
3. Spin  $1 \frac{3}{4}$  turns to the right.
4. Extend the jog from B to C.
5. Lope a circle on the left lead around C.
6. Jog from C to D.
7. Stop at D and back approximately one horse length.

Follow the instructions of your ring steward.



[WH/3-67]

Pattern Provided by:

*Patty Campbell*

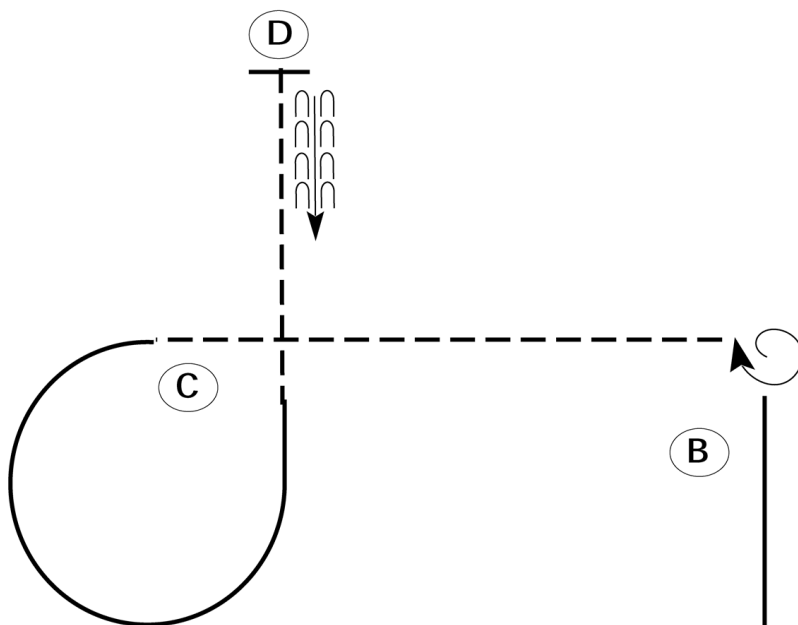
w w w . H o r s e S h o w P a t t e r n s . c o m

w w w . H o r s e S h o w P a t t e r n s . c o m

# LQHA Spooktacular Circuit

## Horsemanship (Level 1 Youth and Amateur)

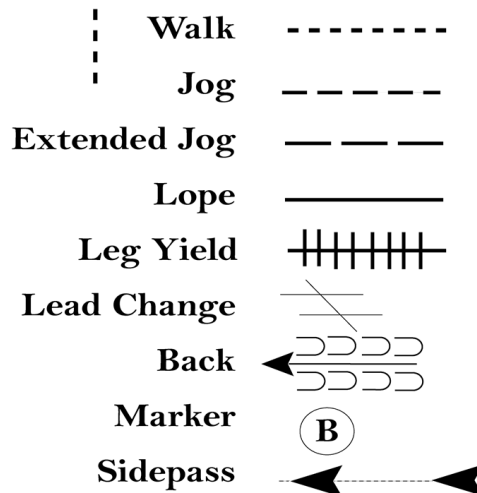
Show Date: 10-27-2018



Be ready before A.

1. Walk to A.
2. Lope on the right lead past B.
3. Spin 3/4 turns to the right.
4. Jog from B to C.
5. Lope a circle on the left lead around C.
6. Jog from C to D.
7. Stop at D and back approximately one horse length.

Follow the instructions of your ring steward.



[WH/2-67]

Pattern Provided by:

*Patty Campbell*

w w w . H o r s e S h o w P a t t e r n s . c o m

w w w . H o r s e S h o w P a t t e r n s . c o m



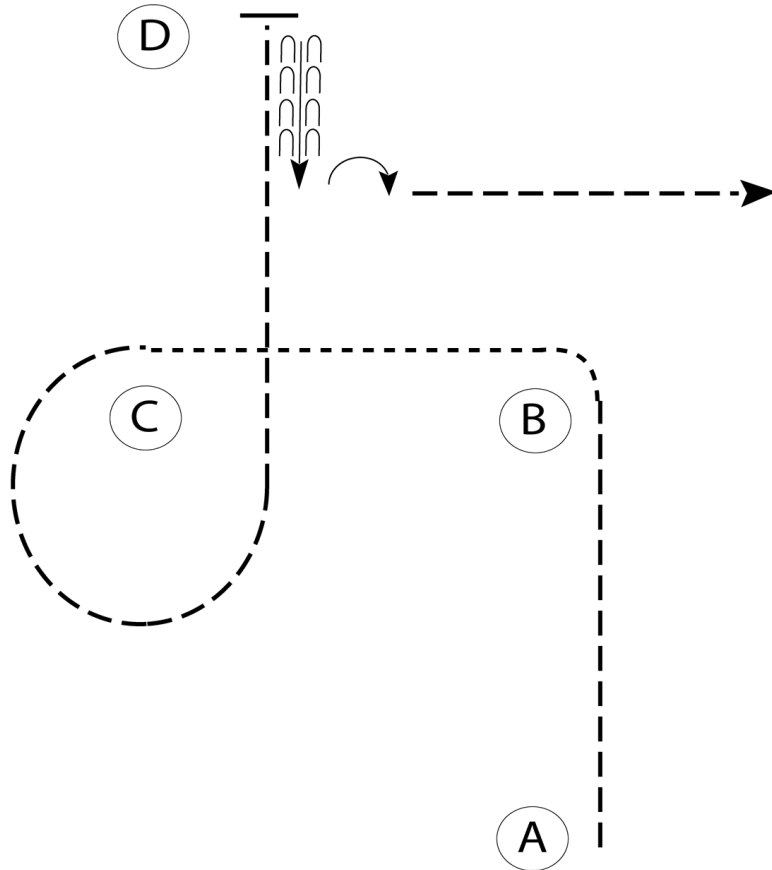
# LQHA Spooktacular Circuit

## Horsemanship (Small Fry)

Show Date: 10-27-2018

w w w . H o r s e S h o w P a t t e r n s . c o m

w w w . H o r s e S h o w P a t t e r n s . c o m



Be ready at A.

1. Jog to B.
2. Walk around B to the left and to C.
3. Jog at C around to D.
4. Stop at D and back approximately one horse length.
5. Turn 90 degrees to the right on the hindquarters and jog out.

Follow the directions of your ring steward.

Walk	-----
Jog	- - - - -
Extended Jog	— — — —
Lope	— — — —
Lead Change	↘
Back	←
Marker	⊙ B

[WH/WT-78]

Pattern Provided by:

*Patty Campbell*