

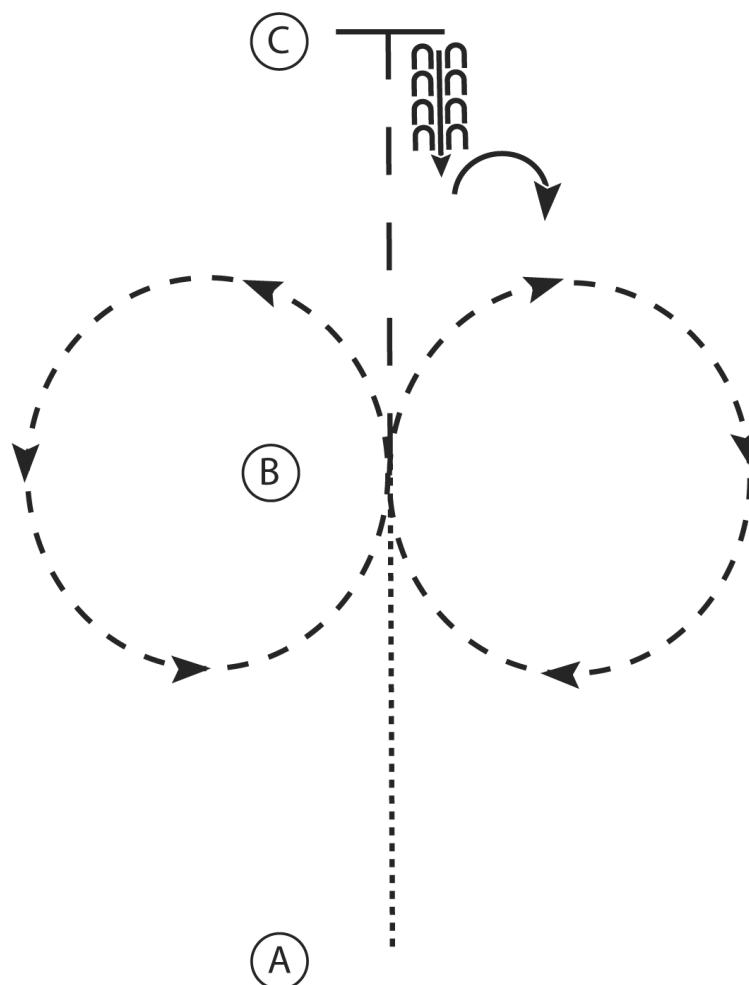
# Latigo Winter Buckle Series

## Hunt Seat Equitation (Walk/Trot Jr. & Sr.)

Show Date: 02-09-2019

w w w . H o r s e S h o w P a t t e r n s . c o m

w w w . H o r s e S h o w P a t t e r n s . c o m



1. Walk A to B
2. Sitting trot circle to the right
3. Posting trot circle to the left
4. At B extend the trot to C
5. Stop at C and back 4 steps
6. Perform a 90 degree turn to the right

Walk	.....
Trot	-----
Extended Trot	-----
Canter	—————
Leg Yield	
Lead Change	↘
Back	←←←←
Marker	(B)
Sidepass	←-----→

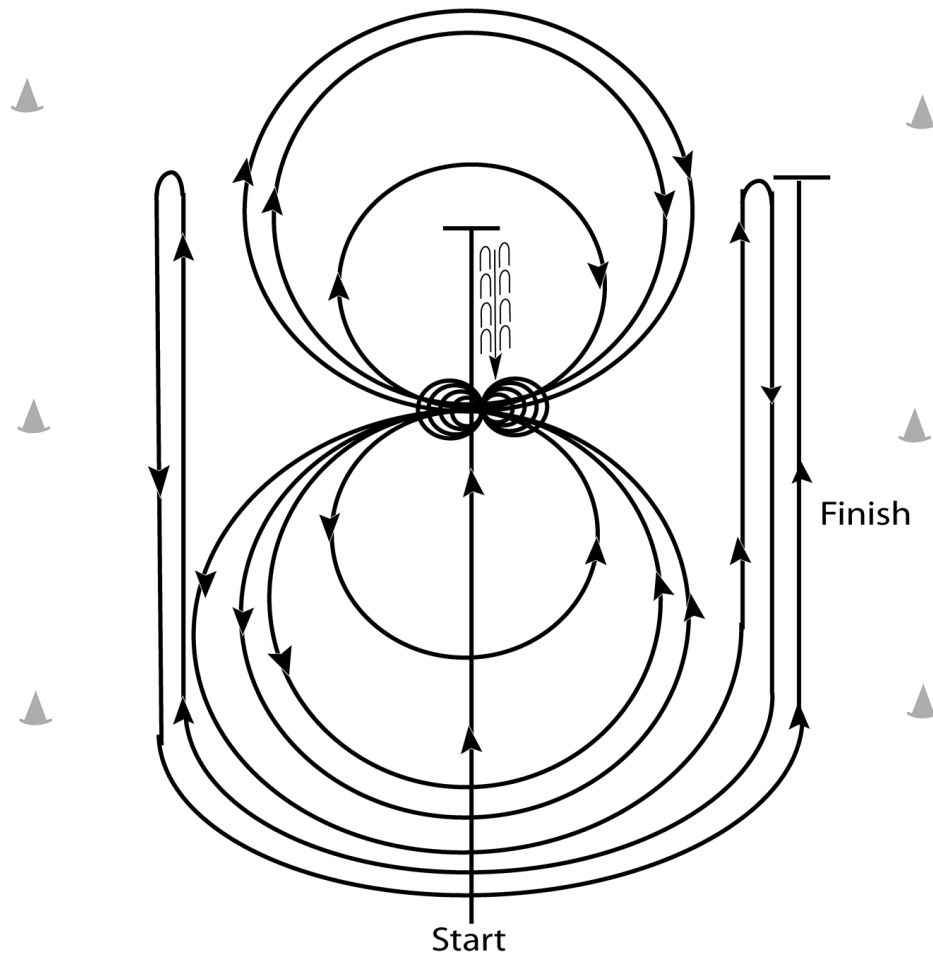
[HSE/WT-1]

**Pattern Provided by:**  
*Latigo*

# Latigo Winter Buckle Series

## Reining

Show Date: 02-09-2019



1. Run past the center marker and do a sliding stop. Back up to the center of the arena or at least ten feet (3m). Hesitate.
  2. Complete four spins to the right.
  3. Complete four and one-quarter spins to the left so that horse is facing the left wall or fence. Hesitate.
  4. Beginning on the left lead, complete three circles to the left: the first circle small and slow; the next two circles large and fast. Change leads at the center of the arena.
  5. Complete three circles to the right: the first circle small and slow; the next two circles large and fast. Change leads at the center of the arena.
  6. Begin a large fast circle to the left but do not close this circle. Run up the right side of the arena past the center marker and do a right rollback at least twenty feet (6.09m) from the wall or fence – no hesitation.
  7. Continue back around the previous circle but do not close this circle. Run up the left side of the arena past the center marker and do a left rollback at least twenty feet (6.09m) from the wall or fence – no hesitation.
  8. Continue back around previous circle but do not close this circle. Run up right side of the arena past the center marker and do a sliding stop at least twenty feet (6.09m) from the wall or fence. Hesitate to demonstrate completion of the pattern.
- Rider may drop bridle to the designated judge.

[R/AQHAP-9]

Pattern Provided by:

*Latigo*

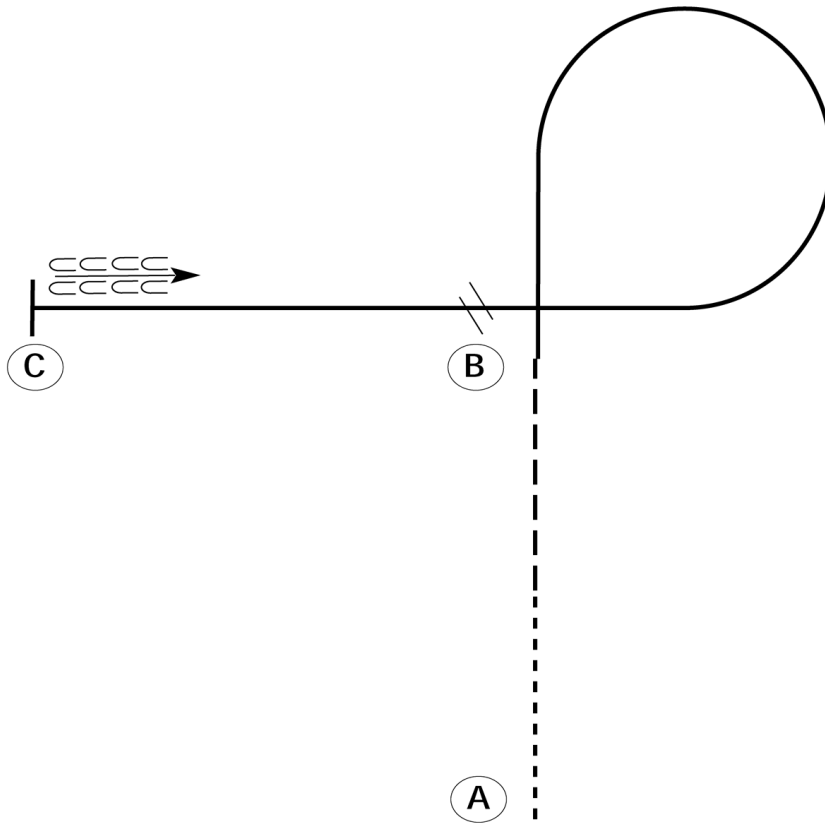
# Latigo Winter Buckle Series

## Western Horsemanship (All Age Groups)

Show Date: 02-09-2019

www.HorseShowPatterns.com

www.HorseShowPatterns.com



Be ready at A.

1. Walk from A 1/2 way to B.
2. Jog the rest of the way to B.
3. Lope a circle to the right.
4. Change leads at B.
5. Lope on the left lead to C.
6. Stop at C and back one horse length.

Retire to the rail or line up at a jog.

<b>Walk</b>	-----
<b>Jog</b>	-----
<b>Extended Jog</b>	-----
<b>Lope</b>	—————
<b>Leg Yield</b>	
<b>Lead Change</b>	— / —
<b>Back</b>	← — — — — ← — — — —
<b>Marker</b>	(B)
<b>Sidepass</b>	← — — — — →

[WH/2-25]

Pattern Provided by:

*Latigo*

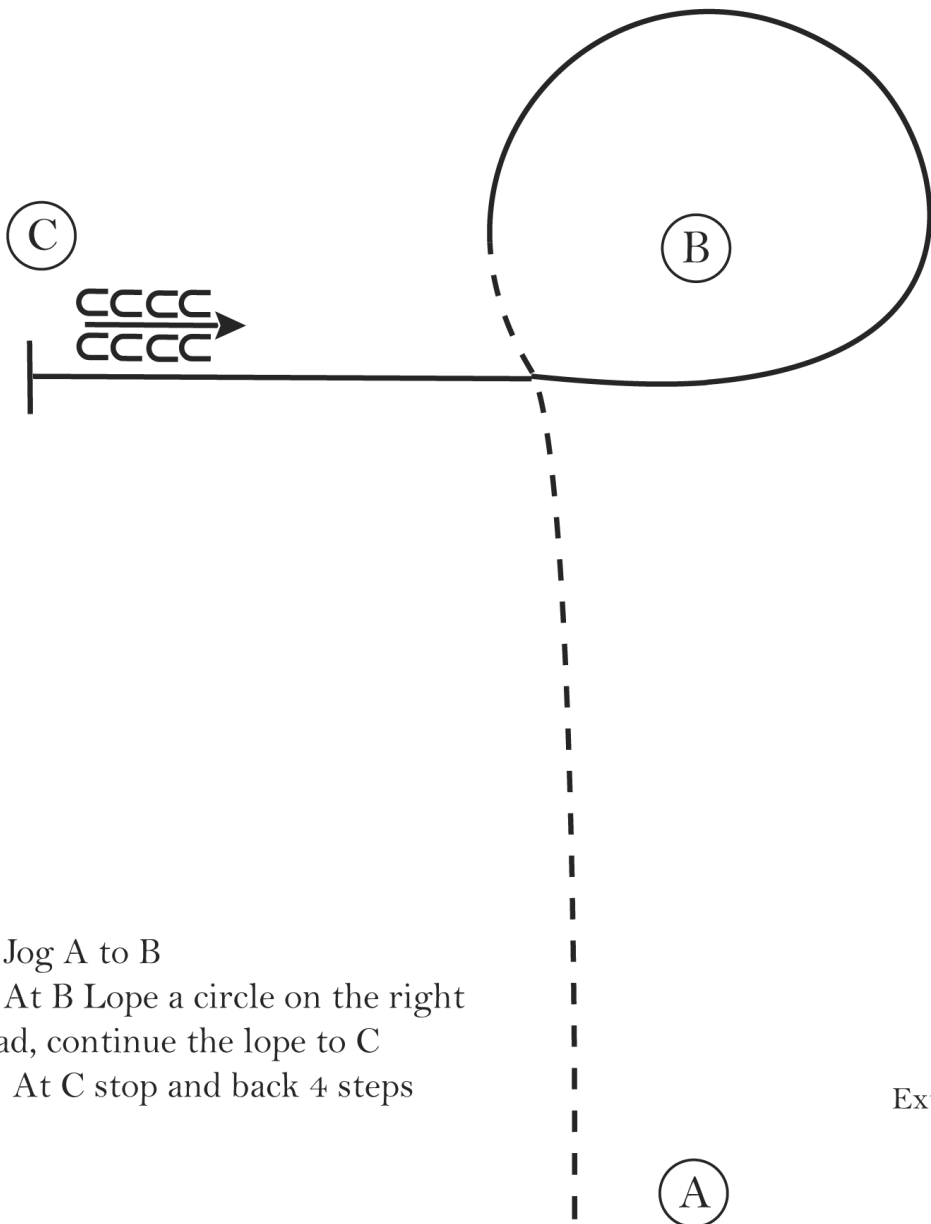
# Latigo Winter Buckle Series

## Western Horsemanship (Novice Jr. & Sr.)

Show Date: 02-09-2019

w w w . H o r s e S h o w P a t t e r n s . c o m

w w w . H o r s e S h o w P a t t e r n s . c o m



1. Jog A to B
2. At B Lope a circle on the right lead, continue the lope to C
4. At C stop and back 4 steps

Walk	.....
Jog	-----
Extended Jog	-----
Lope	—————
Leg Yield	
Lead Change	↙
Back	← C C C C C C C C
Marker	⊙ B
Sidepass	←-----←

[WH/1-7]

Pattern Provided by:

*Latigo*

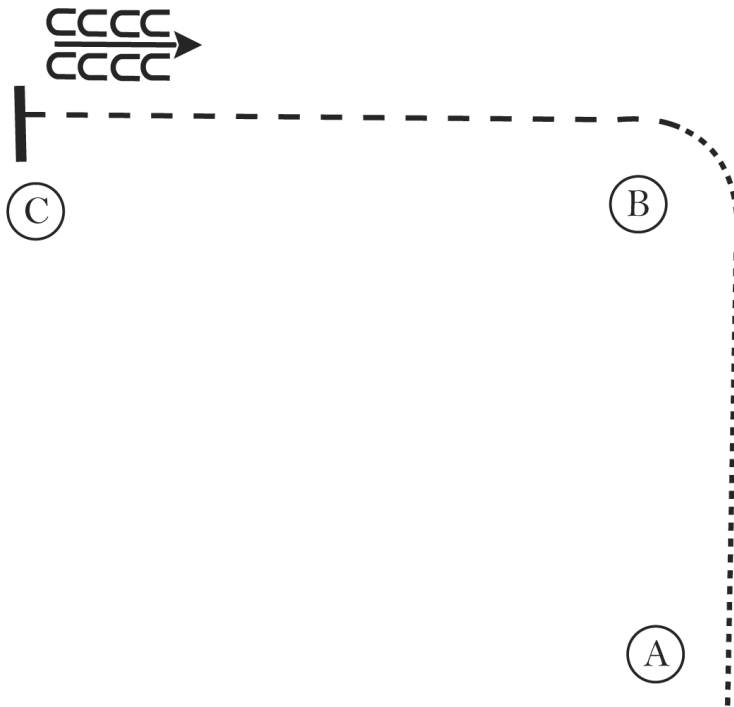
# Latigo Winter Buckle Series

## Western Horsemanship (Walk/Trot Jr. & Sr.)

Show Date: 02-09-2019

w w w . H o r s e S h o w P a t t e r n s . c o m

w w w . H o r s e S h o w P a t t e r n s . c o m



1. Walk A to B
2. Jog B to C
3. At C stop and back

Walk	.....
Jog	- - - - -
Extended Jog	- - - - -
Lope	—————
Leg Yield	
Lead Change	↘
Back	← C C C C C C C C
Marker	(B)
Sidepass	← - - - - ←

[WH/WT-4]

Pattern Provided by:

*Latigo*

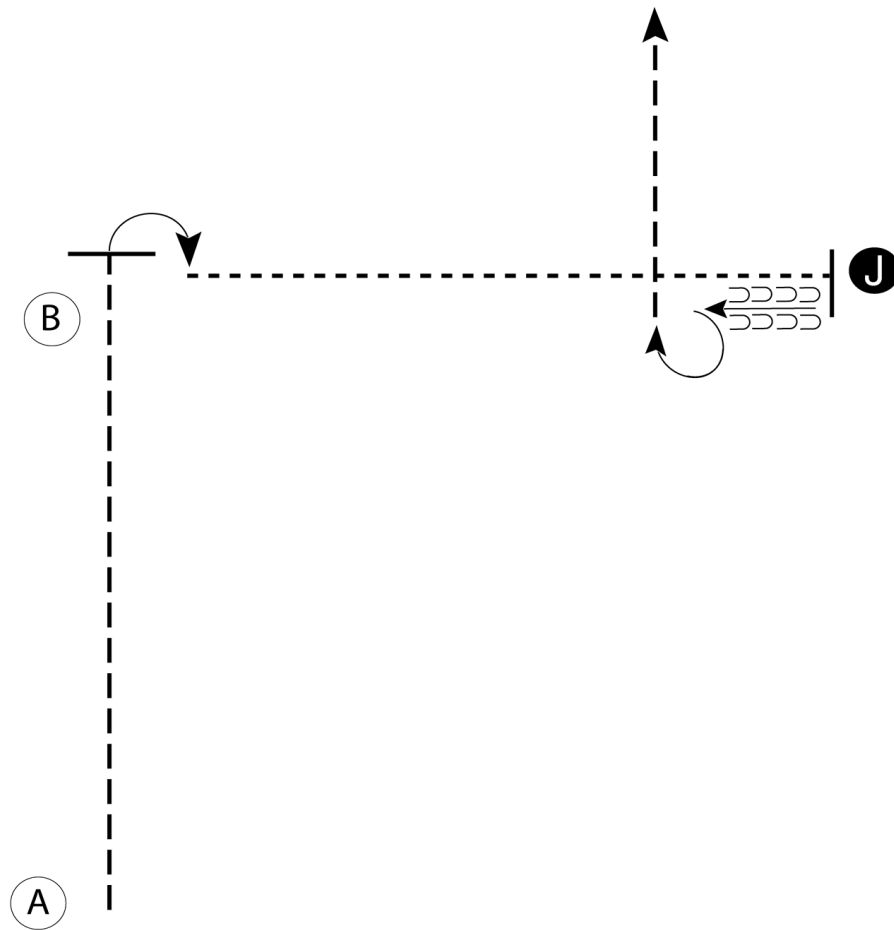
# Latigo Winter Buckle Series

## Showmanship (All Age Groups )


Show Date: 02-09-2019

w w w . H o r s e S h o w P a t t e r n s . c o m

w w w . H o r s e S h o w P a t t e r n s . c o m



1. Begin at A. Trot from A past B
2. Stop and perform a 90 degree turn
3. Walk to the Judge, stop and set up for inspection
4. When dismissed back one horse length and perform a 270 degree turn
5. Trot to the line-up

Walk	-----
Trot	- - - - -
Back	← 
Marker	ⓑ
Judge	ⓐ

[S/1-14]

Pattern Provided by:

*Latigo*

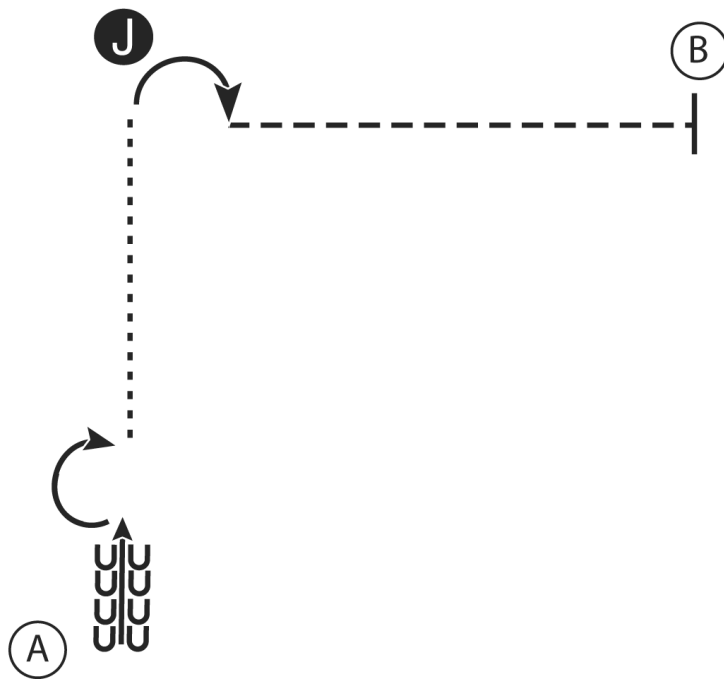
# Latigo Winter Buckle Series

## Showmanship (Novice Jr. & Sr.)


Show Date: 02-09-2019

w w w . H o r s e S h o w P a t t e r n s . c o m

w w w . H o r s e S h o w P a t t e r n s . c o m



1. Back 4 steps at A
2. Perform a 180 degree turn
3. Walk to the judge and set up for inspection
4. When dismissed perform a 90 degree turn and trot to B
5. Stop at B

Walk .....  
Trot - - - - -  
Back ←   
Marker (B)  
Judge (J)

[S/1-2]

Pattern Provided by:

*Latigo*

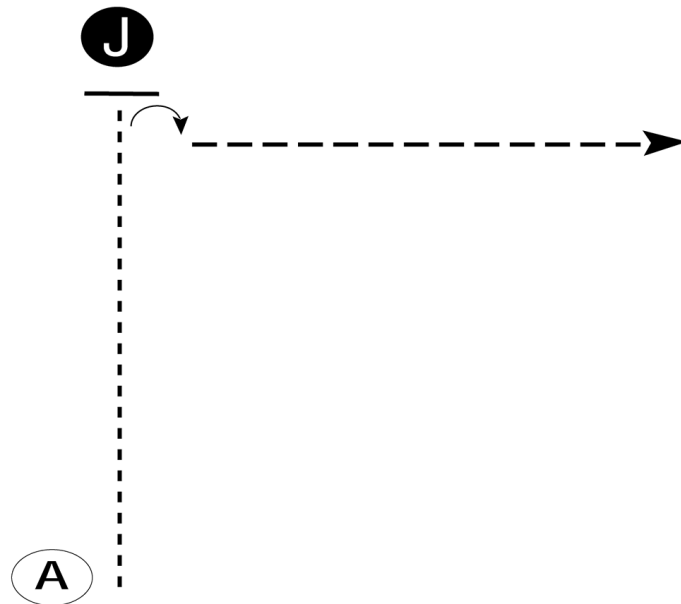
# Latigo Winter Buckle Series

## Showmanship (Walk/Trot Jr. & Sr.)

Show Date: 02-09-2019

w w w . H o r s e S h o w P a t t e r n s . c o m

w w w . H o r s e S h o w P a t t e r n s . c o m



Be ready at A.

1. Walk from A to Judge.
2. Stop and set up for inspection.
3. When dismissed, perform a 90 degree turn.
4. Trot away from judge.
5. Follow the instructions of your ring steward.

Walk	-----
Trot	- - - - -
Back	←
Marker	Ⓟ
Judge	Ⓝ

[S/WT-13]

Pattern Provided by:

*Latigo*



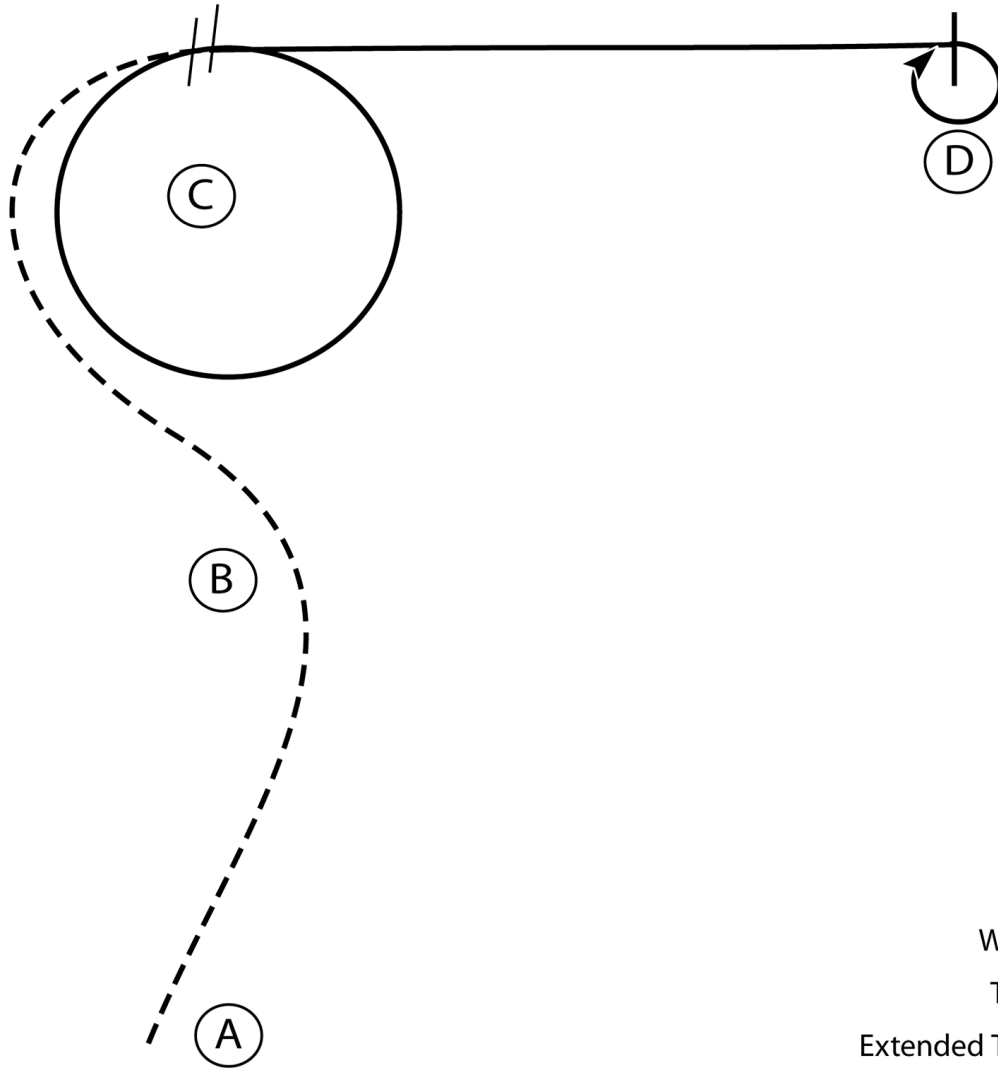
# Latigo Winter Buckle Series

## Hunt Seat Equitation (All Age Groups )

Show Date: 02-09-2019

www.HorseShowPatterns.com

www.HorseShowPatterns.com



1. Posting trot A to B on the right diagonal
2. At B change diagonals and continue to C
3. At C counter canter a circle to the right on the left lead
4. At C perform a flying lead change and continue to D
5. At D stop and perform a 360 degree turn to the right on the hindquarters

Walk	.....
Trot	- - - - -
Extended Trot	- - - - -
Canter	—————
Leg Yield	
Lead Change	↘
Back	←←←←←
Marker	⊙ (B)
Sidepass	← - - - - →

[HSE/3-9]

Pattern Provided by:

*Latigo*

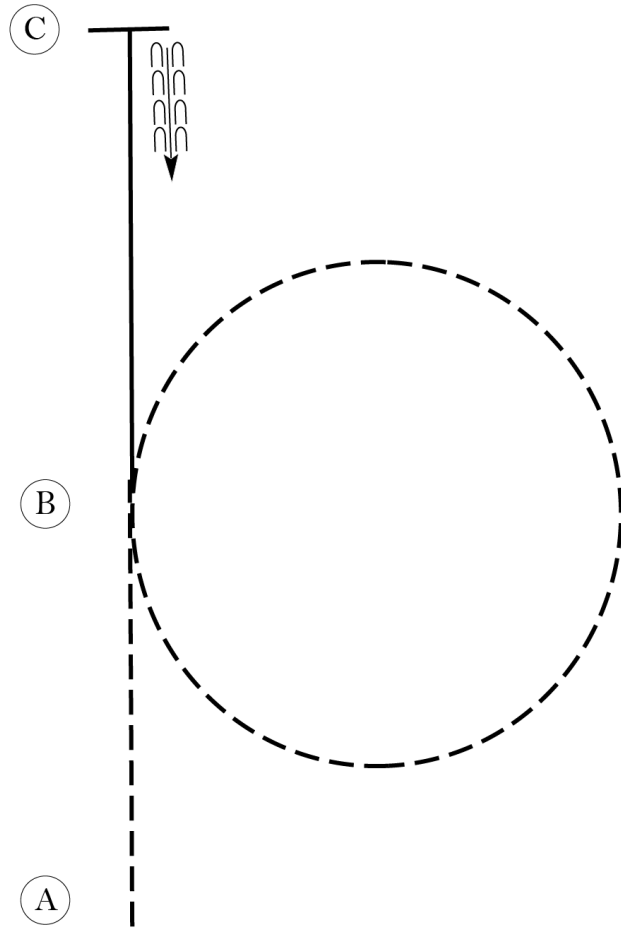
# Latigo Winter Buckle Series

## Hunt Seat Equitation (Novice Jr. & Sr.)

Show Date: 02-09-2019

www.HorseShowPatterns.com

www.HorseShowPatterns.com



Be ready before A.

1. Sitting trot A to B.
2. At B, posting trot circle to the right on proper diagonal.
3. At B, canter on the left lead to C.
4. Stop at C and back approximately one horse length.

Walk	-----
Trot	- - - - -
Extended Trot	-----
Canter	—————
Leg Yield	
Lead Change	↙ ↘
Back	← ← ← ← ←
Marker	⊙
Sidepass	← - - - - →
Hand Gallop	—————

[HSE/1-2]

Pattern Provided by:

*Latigo*