

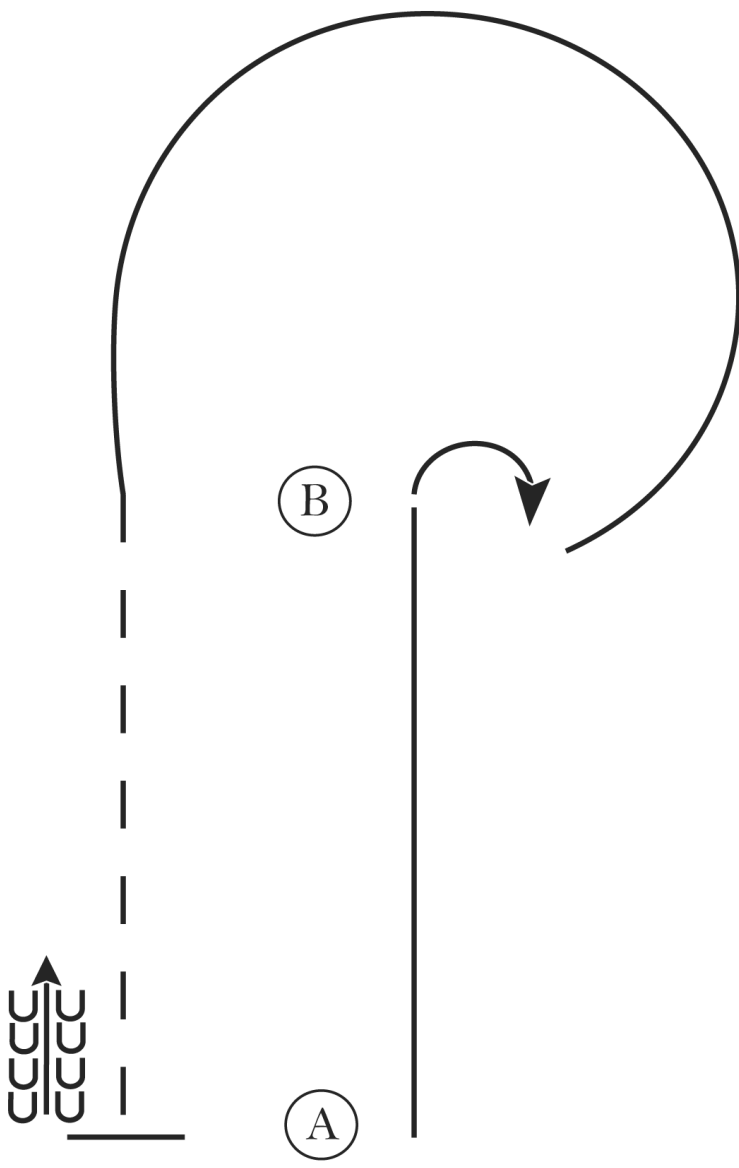
# COSCA Championship Show

## Adult Western Horsemanship (Class # 28)

Show Date: 10-04-2002

W W W . H o r s e S h o w P a t t e r n s . c o m

W W W . H o r s e S h o w P a t t e r n s . c o m



1. Lope on the right lead A to B.
2. At B perform a 90 degree turn to the right.
3. Lope a circle to B on the left lead.
4. At B extend the jog to A.
5. At A stop and Back 4 steps.

Walk	.....
Jog	-----
Extended Jog	-----
Lope	—————
Leg Yield	
Lead Change	—/—
Back	←←←←
Marker	Ⓚ
Sidepass	←←←←

[WH/2-7]

Pattern Provided by:  
*Elaine Page*

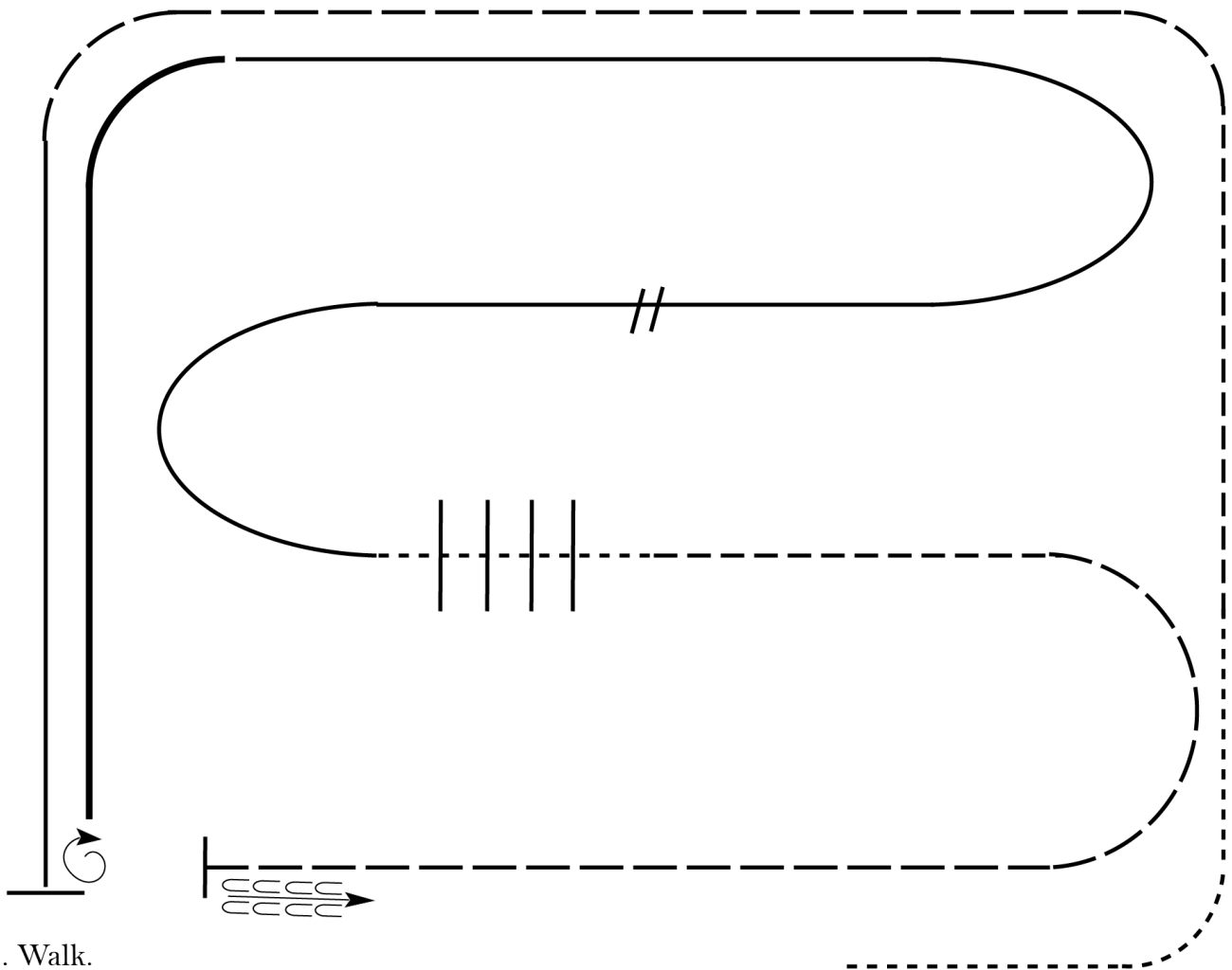
# COSCA Championship Show

## Ranch Riding

Show Date: 10-04-2002

w w w . H o r s e S h o w P a t t e r n s . c o m

w w w . H o r s e S h o w P a t t e r n s . c o m



1. Walk.
2. Trot
3. Extended trot.
4. Left lead lope
5. Stop, 1 1/2 turn right
6. Extended lope
7. Collect to working lope-right lead
8. Change leads (simple or flying)
9. Walk
10. Walk over logs
11. Trot
12. Extended trot
13. Stop and back

Walk	-----
Jog	-----
Extended Jog	-----
Lope	-----
Lead Change	/
Back	←-----
Marker	(B)

[RR/2]

Pattern Provided by:

*Elaine Page*

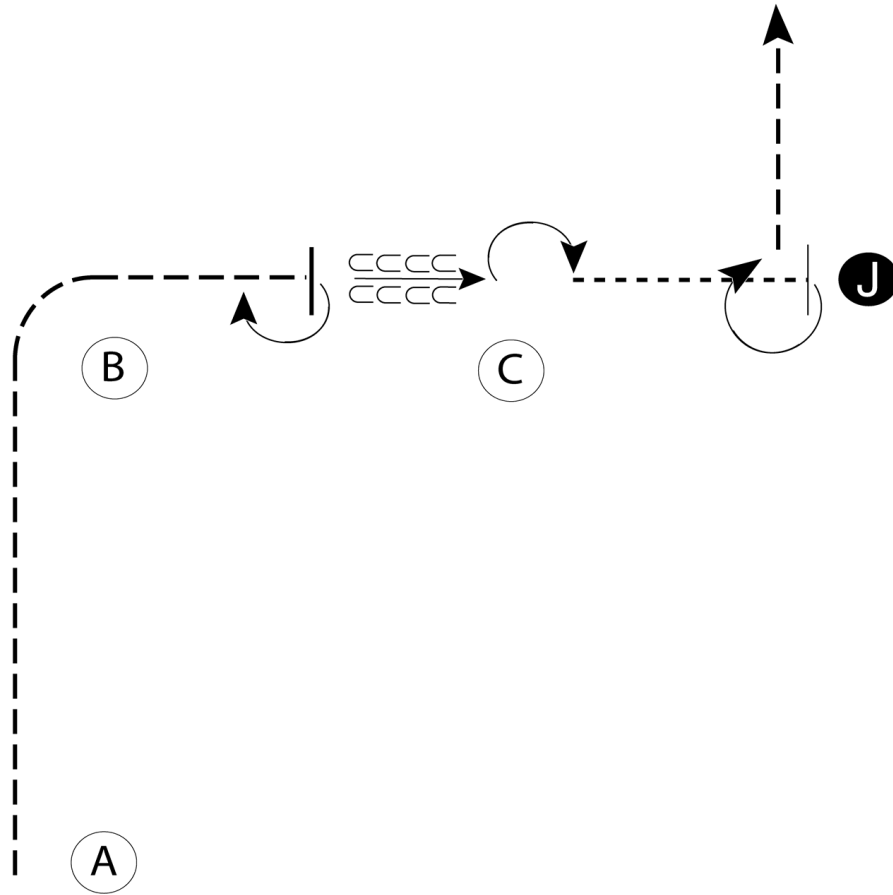
# COSCA Championship Show

## Adult Showmanship (Class # 8)

Show Date: 10-04-2002

w w w . H o r s e S h o w P a t t e r n s . c o m

w w w . H o r s e S h o w P a t t e r n s . c o m



1. Jog from A around B
2. Half way to C stop and perform a 180 degree turn
3. Back to C
4. Perform a 180 degree turn, walk to Judge and set up for inspection
5. When dismissed perform a 270 degree turn and trot to lineup

- Walk -----  
Trot - . - . - .  
Back ← ·····  
Marker (B)  
Judge (J)

[S/2-26]

Pattern Provided by:

*Elaine Page*