


COSCA Championship Show

4-H & Youth Horsemanship (Classes 56-60)

Show Date: 10-05-2019

w w w . H o r s e S h o w P a t t e r n s . c o m

w w w . H o r s e S h o w P a t t e r n s . c o m



Be ready at A.

1. Lope on the right lead from A to B.
2. Stop past B and execute a 270 degree turn to the right.
3. Jog from B around C.
4. Lope on the left lead from C to D.
5. Stop at D and back one horse length.

Please exit at a jog.

Walk	-----
Jog	-----
Extended Jog	-----
Lope	-----
Leg Yield	
Lead Change	—/—
Back	← ⊞ ⊞ ⊞ ⊞
Marker	⊞
Sidepass	←-----→

[WH/2-23]

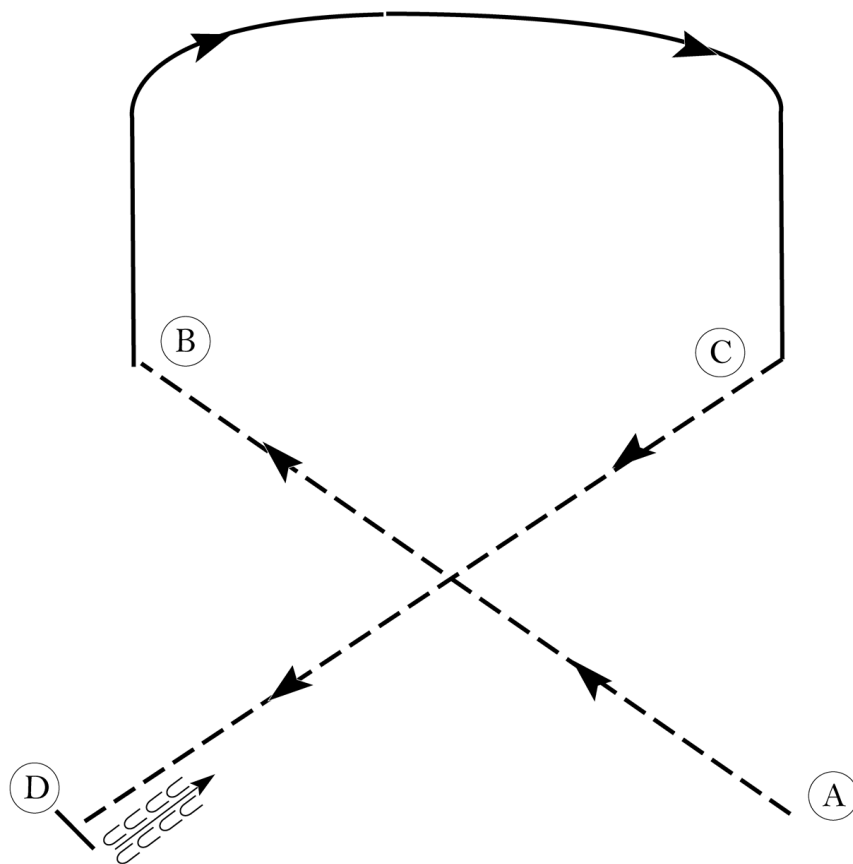
Pattern Provided by:

Elaine Page

COSCA Championship Show

English Equitation (All W/T/C Classes)

Show Date: 10-05-2019



Be ready at A.

1. Posting trot on the left diagonal to B.
2. Canter right lead to C.
3. Posting trot on the right diagonal 1/2 way to D.
4. Sitting trot to D.
5. Halt at D and back approximately one horse length.

Exit at a sitting trot.

Walk	-----
Trot	- - - - -
Extended Trot	—————
Canter	—————
Leg Yield	
Lead Change	↙
Back	← ← ←
Marker	Ⓚ
Sidepass	← ←
Hand Gallop	—————

[HSE/1-23]

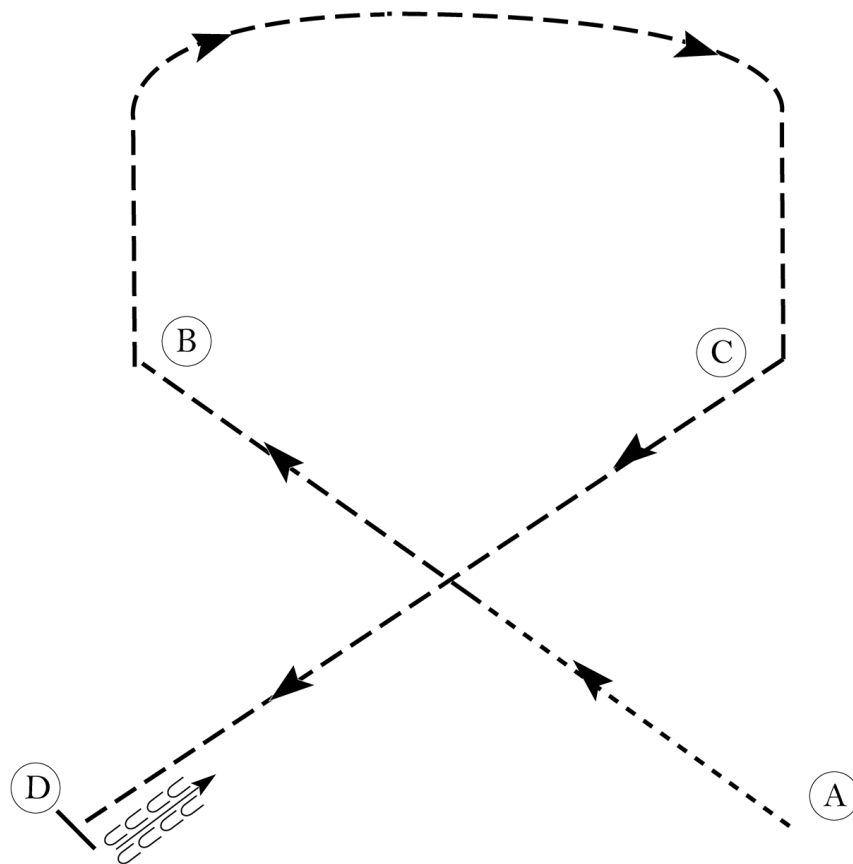
Pattern Provided by:

Elaine Page

COSCA Championship Show

English Equitation (All W/T classes)

Show Date: 10-05-2019



Be ready at A.

1. Walk 1/2 way to B.
2. Posting trot on the left diagonal to B.
3. Sitting trot to C.
4. Posting trot on the right diagonal 1/2 way to D.
5. Sitting trot to D.
6. Halt at D and back approximately one horse length.

Exit at a sitting trot.

Walk	-----
Trot	- - - - -
Extended Trot	— — — — —
Canter	— — — — —
Leg Yield	
Lead Change	— / —
Back	← ← ← ← ←
Marker	Ⓚ
Sidepass	← ← ← ← ←
Hand Gallop	— — — — —

[HSE/WT-23]

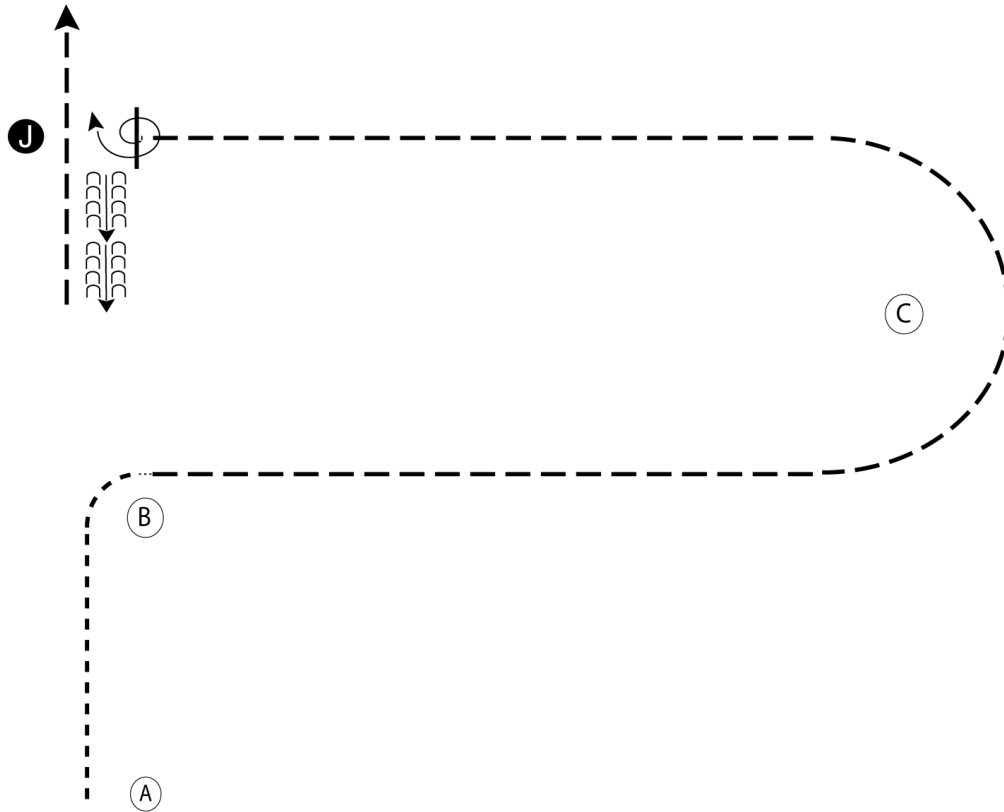
Pattern Provided by:

Elaine Page


COSCA Championship Show

Youth, Open, 4-H Showmanship (Classes 36-40)

Show Date: 10-05-2019



1. Begin at A. Walk to and around B
2. Trot from B around C to the Judge
3. Stop and set up for inspection
4. When dismissed perform a 450 degree turn and back until even with C
5. Trot to the line-up

Walk - - - - -
Trot - - - - -
Back ← 
Marker (B)
Judge (J)

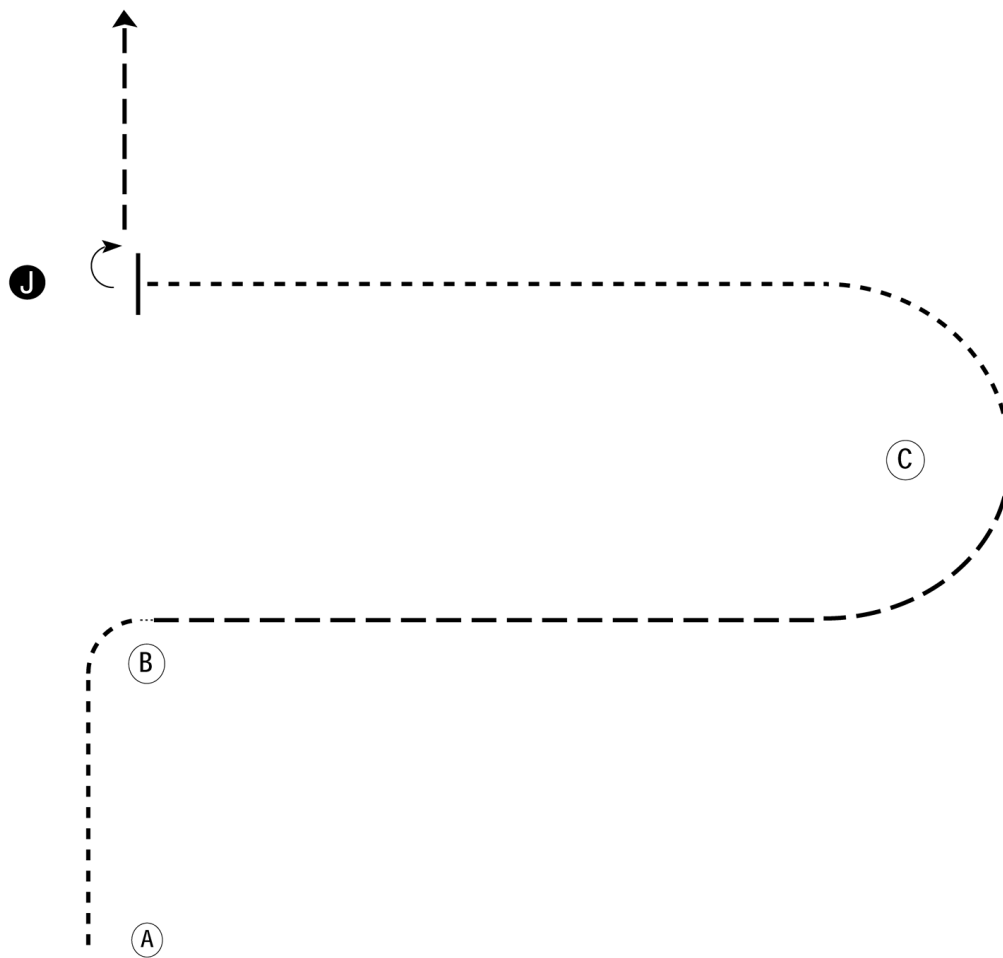
[S/2-28]

Pattern Provided by:
Elaine Page

COSCA Championship Show

W/T Showmanship (Class # 35)


Show Date: 10-05-2019



Be ready at A.

1. Walk to and around B.
2. Trot from B to C.
3. Walk from C to the judge.
4. Stop and set up for inspection.
5. When dismissed perform a 90 degree turn.
6. Trot to the line-up.

Follow the instructions of your ring steward.

Walk	-----
Trot	- . - . - . - .
Back	← 
Marker	ⓑ
Judge	ⓐ

[S/WT-28]

Pattern Provided by:

Elaine Page

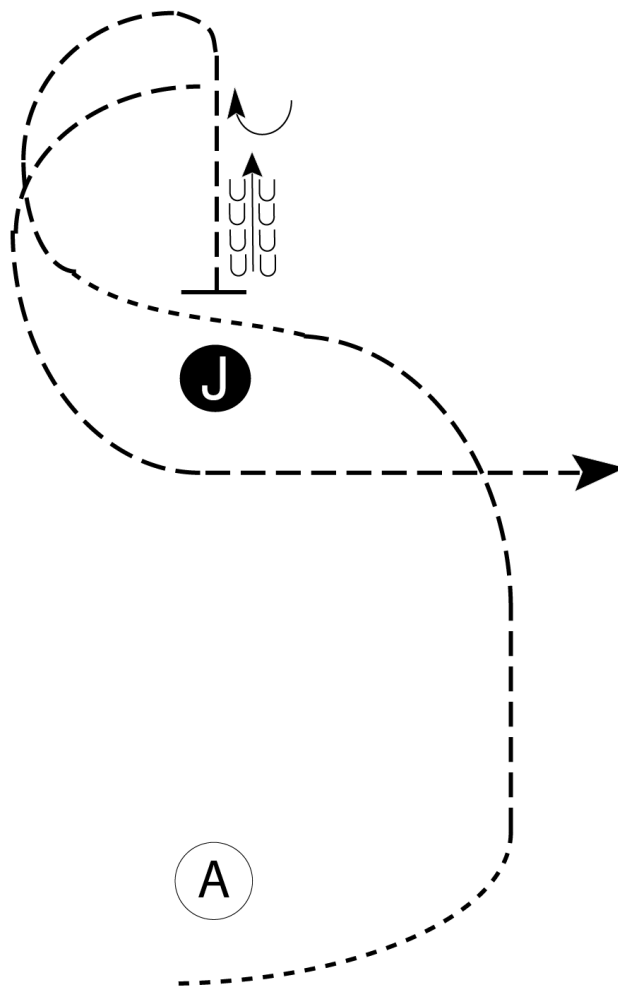
COSCA Championship Show

Versatility Showmanship

Show Date: 10-05-2019

w w w . H o r s e S h o w P a t t e r n s . c o m

w w w . H o r s e S h o w P a t t e r n s . c o m



Be ready at A.

1. Walk approximately 2 horse lengths from A.
2. Trot in a half circle until just before Judge.
3. Break to walk and walk past Judge.
4. Trot in a half circle and straight to Judge as shown.
5. Stop and set up for inspection.
6. When dismissed, back approximately one horse length.
7. Perform a 1/4 turn.
8. Trot in a half circle and to exit.

Follow the instructions of your ring steward.

Walk	-----
Trot	- - - - -
Back	←
Marker	ⓑ
Judge	ⓙ

[S/2-43]

Pattern Provided by:

Elaine Page

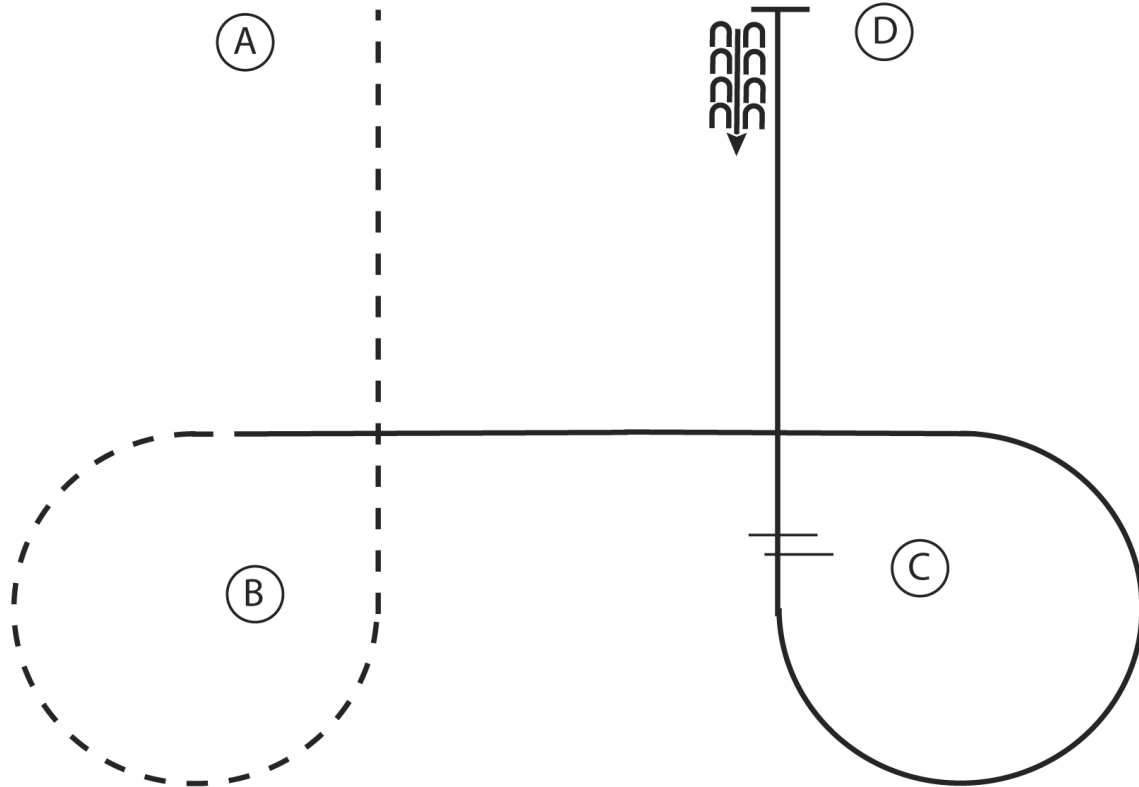
COSCA Championship Show

Versatility Class Horsemanship

Show Date: 10-05-2019

w w w . H o r s e S h o w P a t t e r n s . c o m

w w w . H o r s e S h o w P a t t e r n s . c o m



1. Jog A to B
2. Jog a circle around B
3. At B lope on the right lead to and in a circle around C
4. At C perform a lead change and continue to D
5. At D stop and back 4 steps

Walk
Jog	-----
Extended Jog	-----
Lope	—————
Leg Yield	
Lead Change	———/———
Back	←←←←
Marker	⊙
Sidepass	←-----←

[WH/2-32]

Pattern Provided by:
Elaine Page