

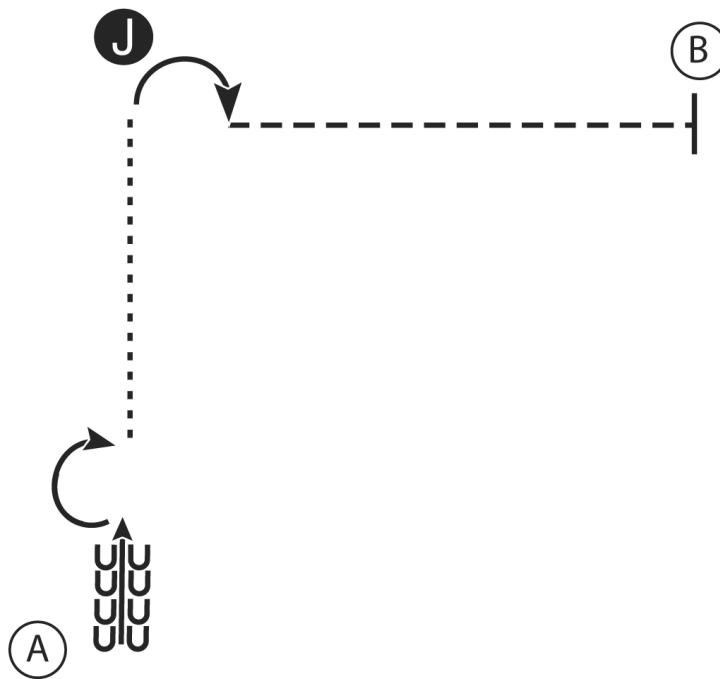
Jane Johnson Memorial Open Horse Show

Tiny Tot and Rookie Showmanship (Class 49 & 50)

Show Date: 07-03-2021

w w w . H o r s e S h o w P a t t e r n s . c o m

w w w . H o r s e S h o w P a t t e r n s . c o m



1. Back 4 steps at A
2. Perform a 180 degree turn
3. Walk to the judge and set up for inspection
4. When dismissed perform a 90 degree turn and trot to B
5. Stop at B

Walk - - - - -

Trot - - - - -

Back ←

Marker (B)

Judge (J)

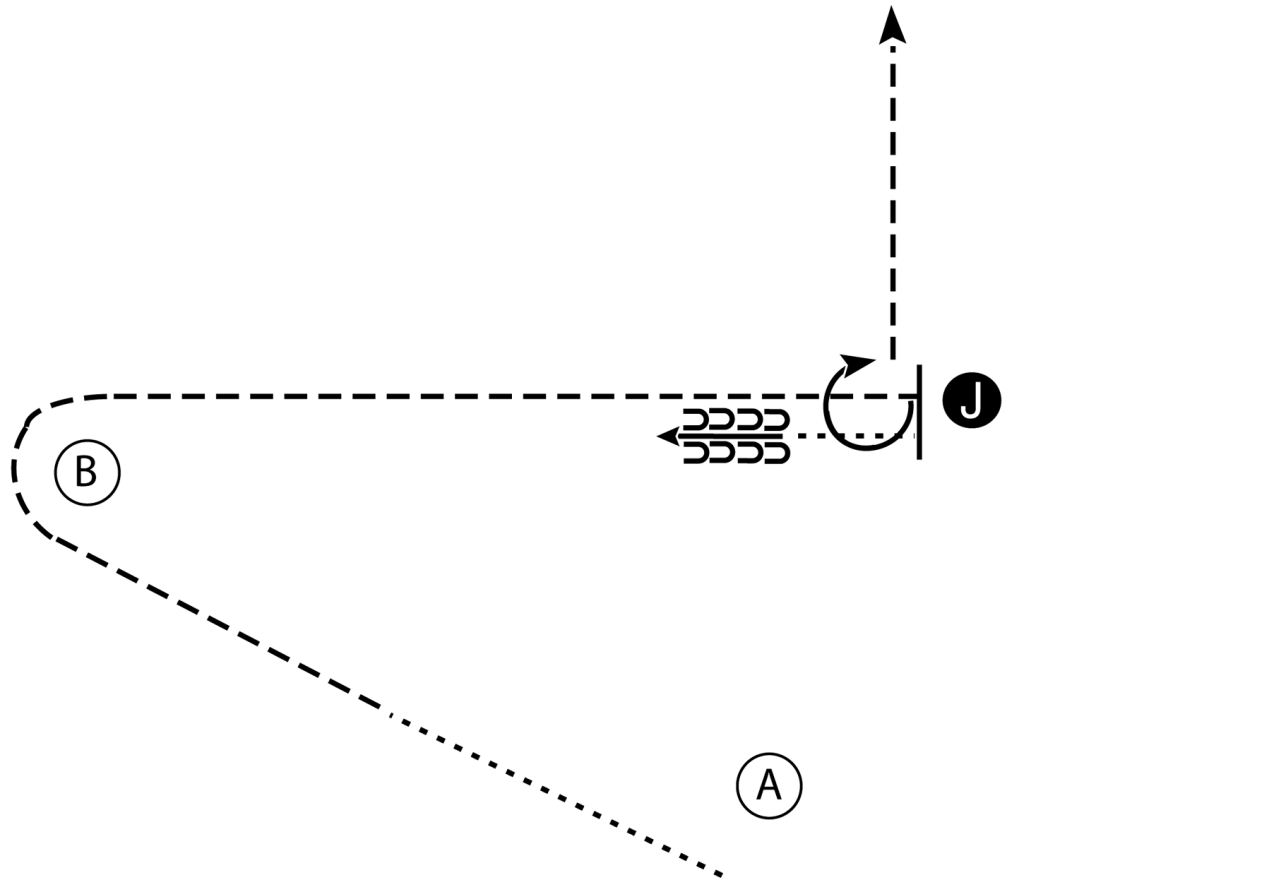
[S/1-2]

Pattern Provided by:
Brice M. Howell

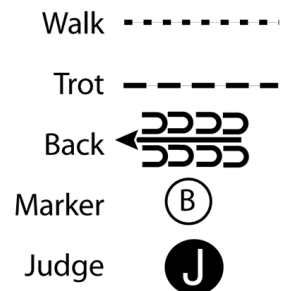
Jane Johnson Memorial Open Horse Show

\$50 Showmanship (Class 47 & 48)

Show Date: 07-03-2021



1. Walk half way from A to B.
2. Trot around B to the Judge.
3. Stop and back four steps.
4. Walk to Judge and set up for inspection.
5. When dismissed perform a 270 degree turn and trot to line-up.



[S/2-12]

Pattern Provided by:
Brice M. Howell

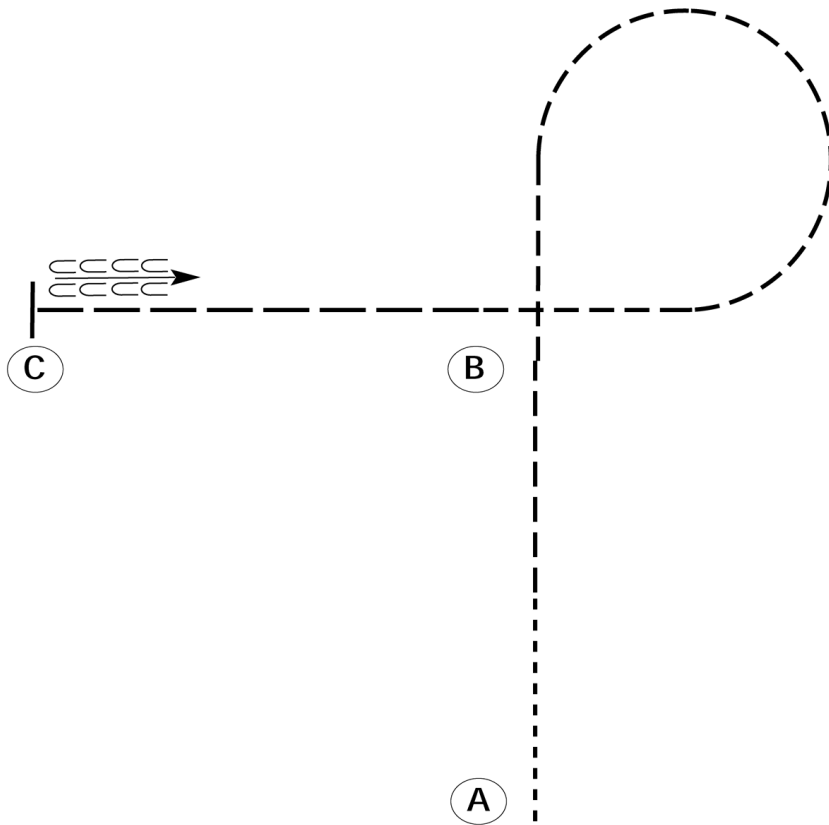
Jane Johnson Memorial Open Horse Show

Open WT Horsemanship (Class 16)

Show Date: 07-03-2021

w w w . H o r s e S h o w P a t t e r n s . c o m

w w w . H o r s e S h o w P a t t e r n s . c o m



Be ready at A.

1. Walk from A 1/2 way to B.
2. Jog the rest of the way to B.
3. Jog a circle to the right.
4. Extend the jog from B to C.
5. Stop at C and back one horse length.

Retire to the rail or line up at a jog.

Walk -----

Jog - - - - -

Extended Jog - - - - -

Lope _____

Leg Yield |||||

Lead Change / /

Back ← |||

Marker (B)

Sidepass ← - - - - - →

[WH/WT-25]

Pattern Provided by:

Brice M. Howell

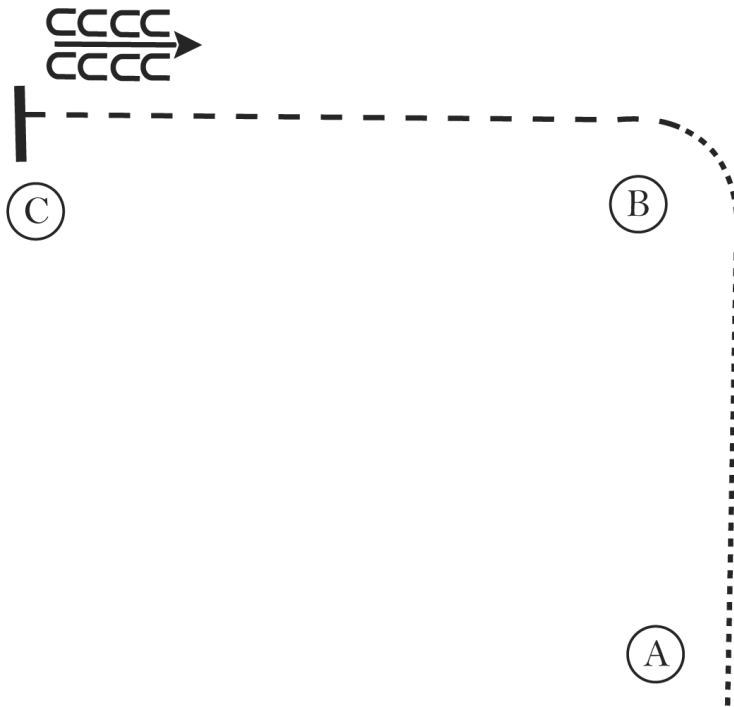
Jane Johnson Memorial Open Horse Show

Tiny Tot and Rookie WT Horsemanship (Class 17&18)

Show Date: 07-03-2021

w w w . H o r s e S h o w P a t t e r n s . c o m

w w w . H o r s e S h o w P a t t e r n s . c o m



1. Walk A to B
2. Jog B to C
3. At C stop and back

Walk
Jog	-----
Extended Jog	-----
Lope	—————
Leg Yield	
Lead Change	↘
Back	← C C C C C C C C
Marker	(B)
Sidepass	←-----←

[WH/WT-4]

Pattern Provided by:
Brice M. Howell

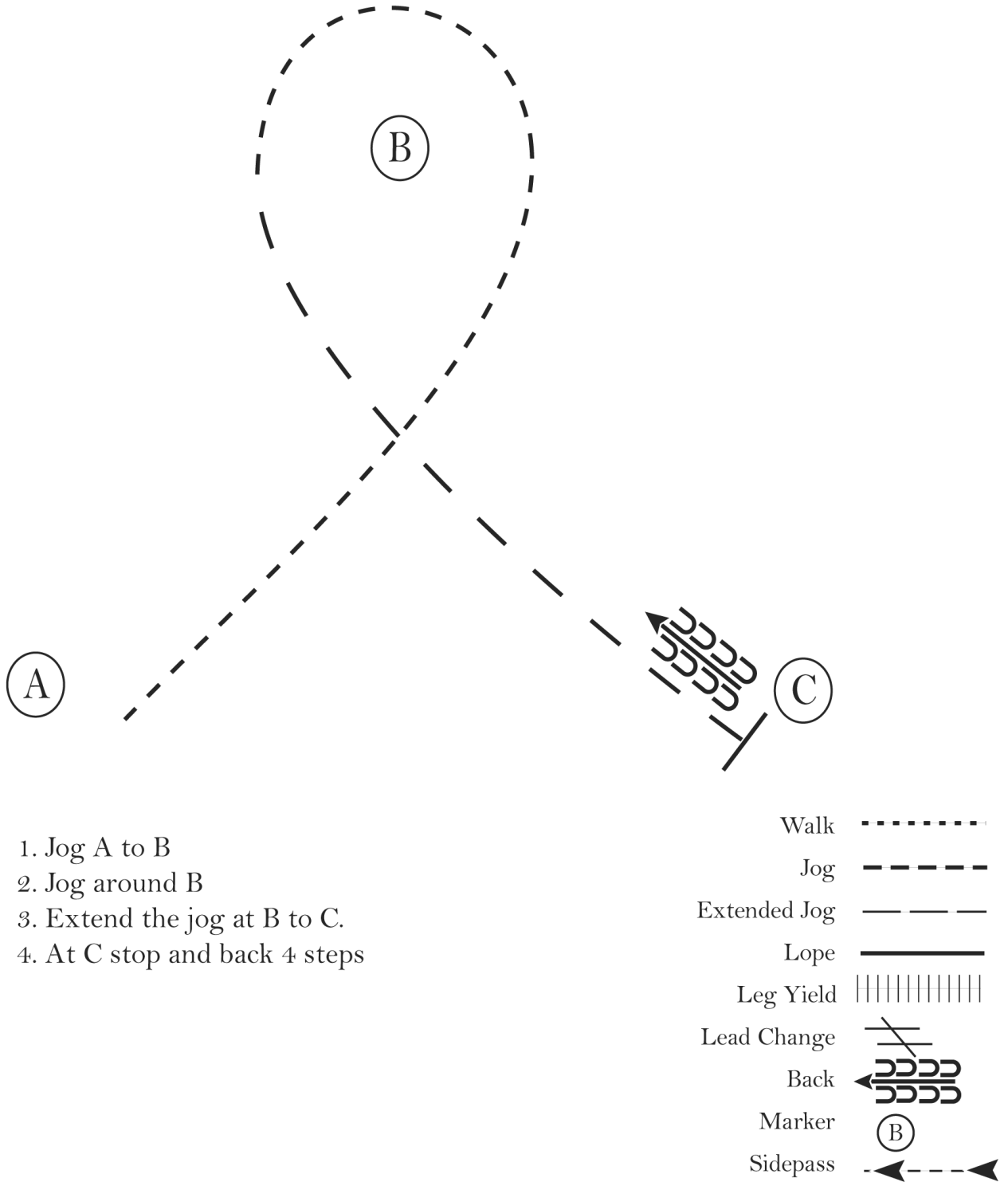
Jane Johnson Memorial Open Horse Show

WT Horsemanship (Class 19, 20, 21)

Show Date: 07-03-2021

w w w . H o r s e S h o w P a t t e r n s . c o m

w w w . H o r s e S h o w P a t t e r n s . c o m



1. Jog A to B
2. Jog around B
3. Extend the jog at B to C.
4. At C stop and back 4 steps

[WH/WT-9]

Pattern Provided by:
Brice M. Howell

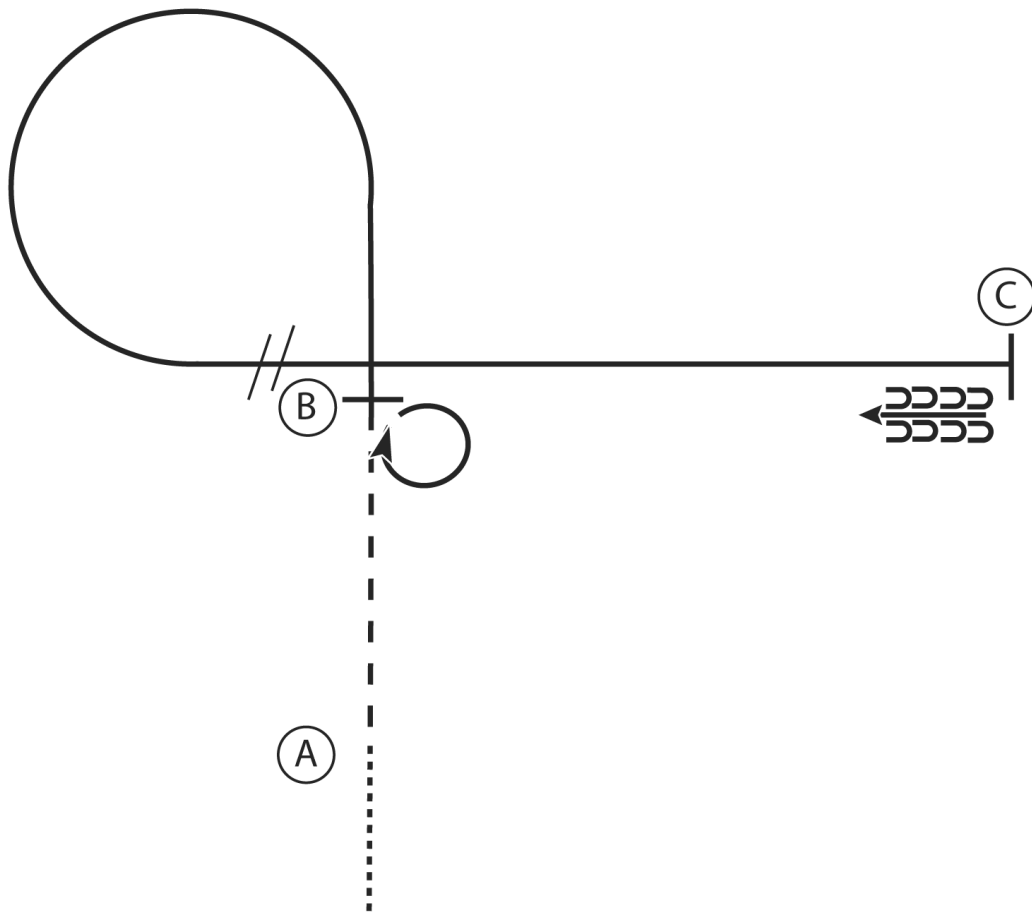
Jane Johnson Memorial Open Horse Show

Horsemanship (Class 32, 35, 36)

Show Date: 07-03-2021

w w w . H o r s e S h o w P a t t e r n s . c o m

w w w . H o r s e S h o w P a t t e r n s . c o m



1. Walk to A
2. At A jog to B
3. Stop at B and perform a 360 degree turn to the right
4. Lope a circle to the left
5. At B perform a lead change and continue to C
6. At C stop and back 5 steps

Walk
Jog	-----
Extended Jog	- - - - -
Lope	—————
Leg Yield	
Lead Change	———/———
Back	←———C———C———C———C———C———
Marker	(B)
Sidepass	←-----←

[WH/2-10]

Pattern Provided by:
Brice M. Howell

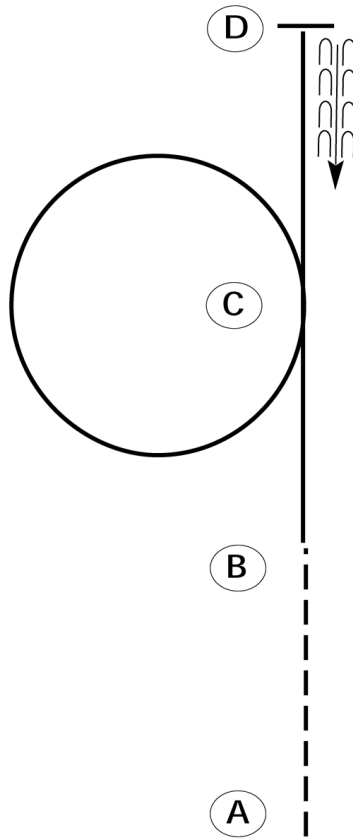
Jane Johnson Memorial Open Horse Show

Horsemanship Rookie and 13 & Under (Class 33 & 34)

Show Date: 07-03-2021

www.HorseShowPatterns.com

www.HorseShowPatterns.com



Be ready at A.

1. Jog from A to B.
2. Lope on the left lead to C and circle to the left.
3. Continue to lope to D.
4. Stop at D and back one horse length.

Retire to the rail or line up at a jog.

Walk	-----
Jog	-----
Extended Jog	-----
Lope	—————
Leg Yield	
Lead Change	—/—
Back	←○○○○ ○○○○
Marker	⊙
Sidepass	←-----→

[WH/1-24]

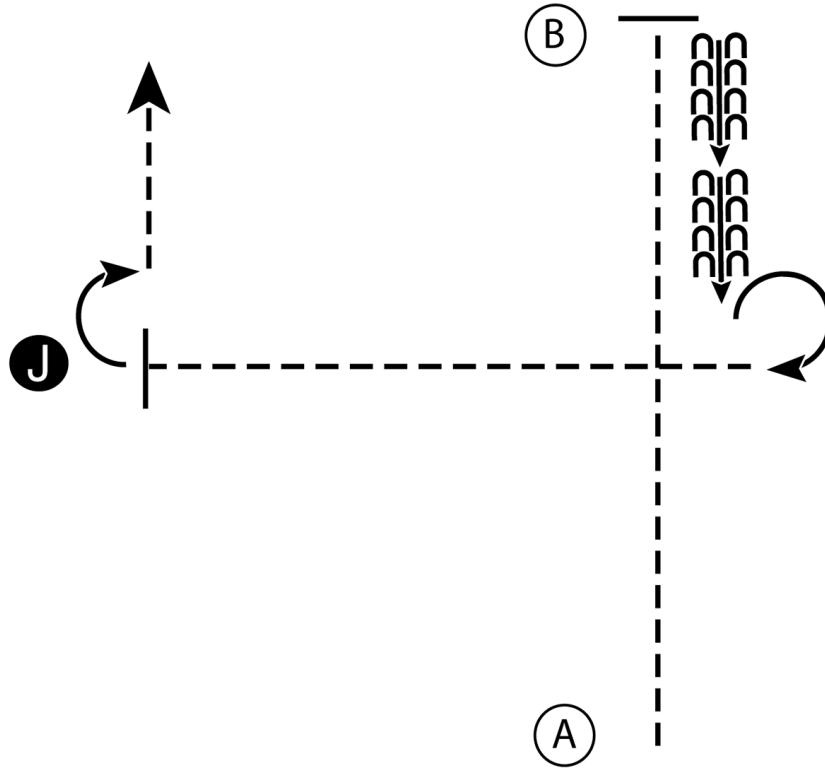
Pattern Provided by:

Brice M. Howell

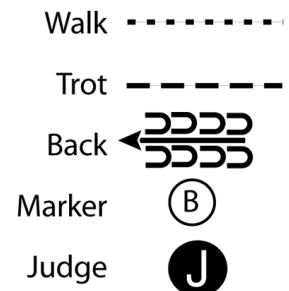
Jane Johnson Memorial Open Horse Show

Showmanship (Class 51, 52, 53)

Show Date: 07-03-2021



1. Trot A to B
2. Stop at B and back halfway to A
3. Stop and perform a 270 degree turn
4. Trot to judge and set up for inspection
5. When dismissed perform a 90 degree turn and trot away from judge



[S/2-3]

Pattern Provided by:
Brice M. Howell

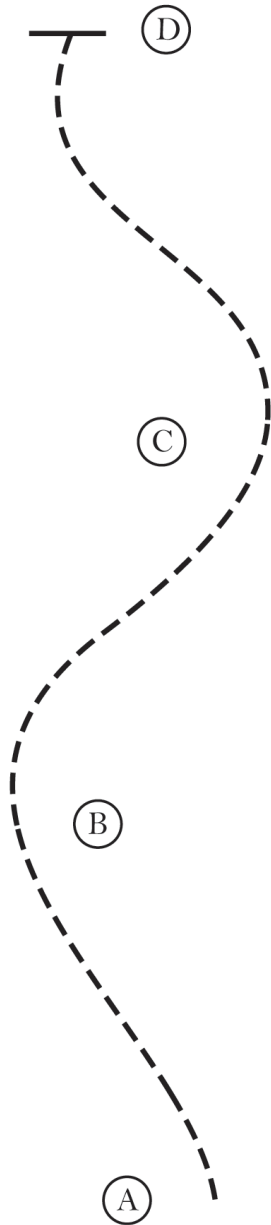
Jane Johnson Memorial Open Horse Show

Tiny Tot and Rookie WT Equitation (Class 58 & 62)

Show Date: 07-03-2021

w w w . H o r s e S h o w P a t t e r n s . c o m

w w w . H o r s e S h o w P a t t e r n s . c o m



1. Sitting trot A to B
2. At B posting trot to C on the left diagonal
3. At C change diagonals and posting trot to D
4. Stop at D

Walk
Trot	-----
Extended Trot	-----
Canter	—————
Leg Yield	
Lead Change	↘
Back	←←←←←
Marker	⊙ (B)
Sidepass	←-----←

[HSE/WT-8]

Pattern Provided by:
Brice M. Howell

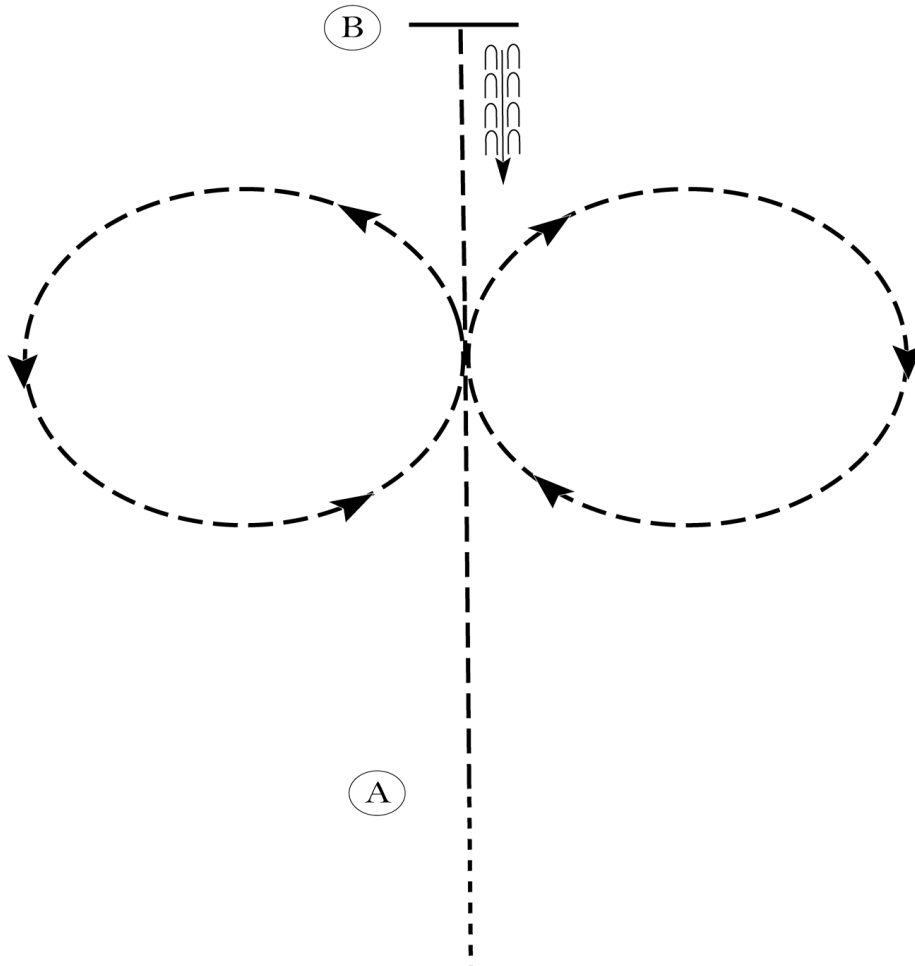
Jane Johnson Memorial Open Horse Show

WT Equitation (Class 59, 60, 61)

Show Date: 07-03-2021

w w w . H o r s e S h o w P a t t e r n s . c o m

w w w . H o r s e S h o w P a t t e r n s . c o m



1. Walk to A.
2. At A sitting trot towards B.
3. When halfway to B posting trot circle to the right followed by a posting trot circle to the left.
4. Continue the posting trot to B.
5. At B stop and back approximately one horse length.

Walk	-----
Trot	- - - - -
Extended Trot	— — — —
Canter	—————
Leg Yield	
Lead Change	— / —
Back	← ← ← ← ←
Marker	Ⓚ
Sidepass	← — — — ←
Hand Gallop	— — — —

[HSE/WT-4]

Pattern Provided by:
Brice M. Howell

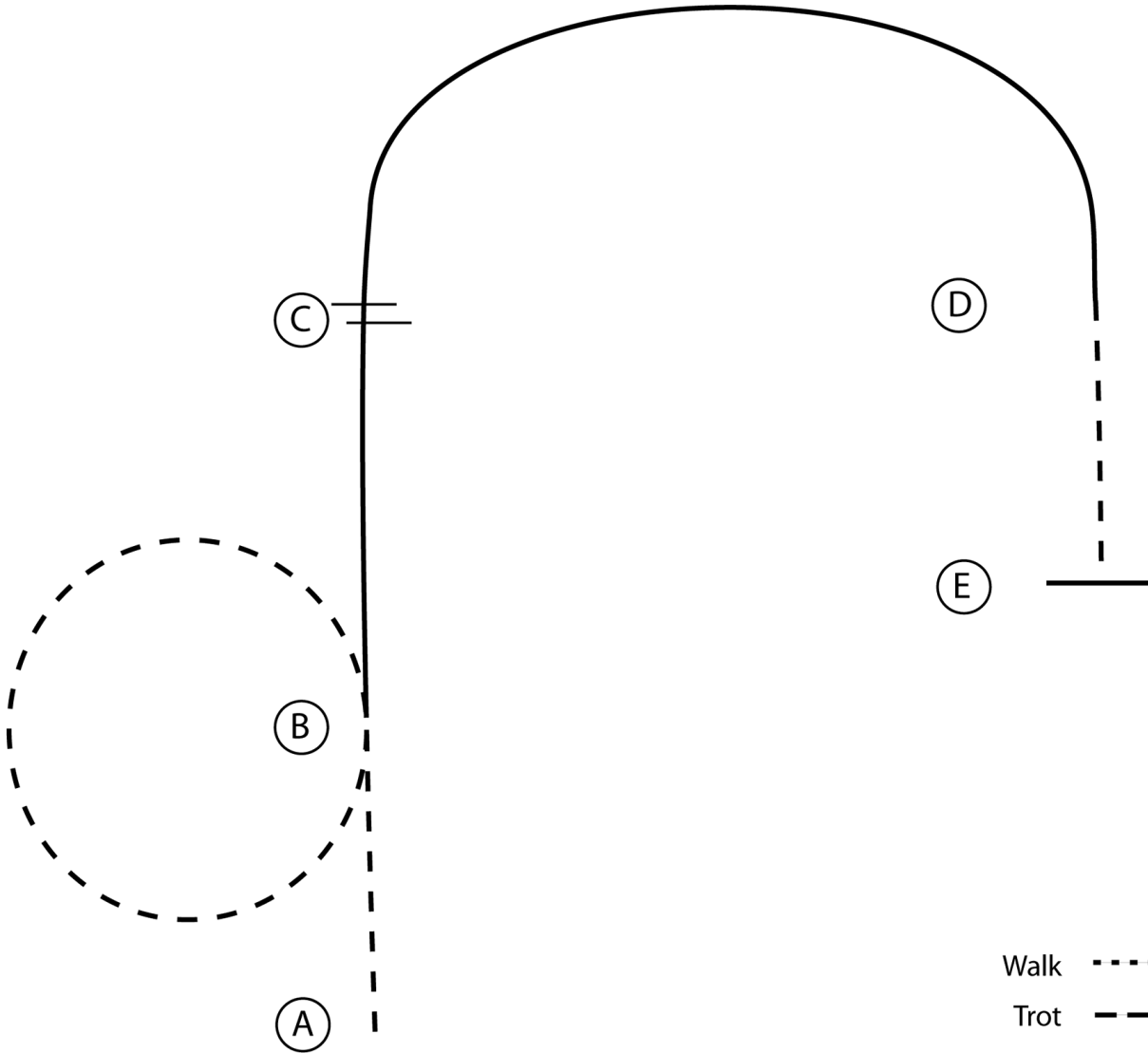
Jane Johnson Memorial Open Horse Show

Equitation (Class 72, 75, 76)

Show Date: 07-03-2021

w w w . H o r s e S h o w P a t t e r n s . c o m

w w w . H o r s e S h o w P a t t e r n s . c o m



1. Sitting trot A to B
2. At B posting trot a circle to the left on the right diagonal
3. At B canter on the right lead to C
4. At C perform a lead change and continue around to D
5. At D posting trot to E on the left diagonal

Walk
Trot	- - - - -
Extended Trot	- - - - -
Canter	—————
Leg Yield	
Lead Change	↘ /
Back	← ← ← ← ←
Marker	⊙ (B)
Sidepass	← - - - - →

[HSE/2-18]

Pattern Provided by:
Brice M. Howell

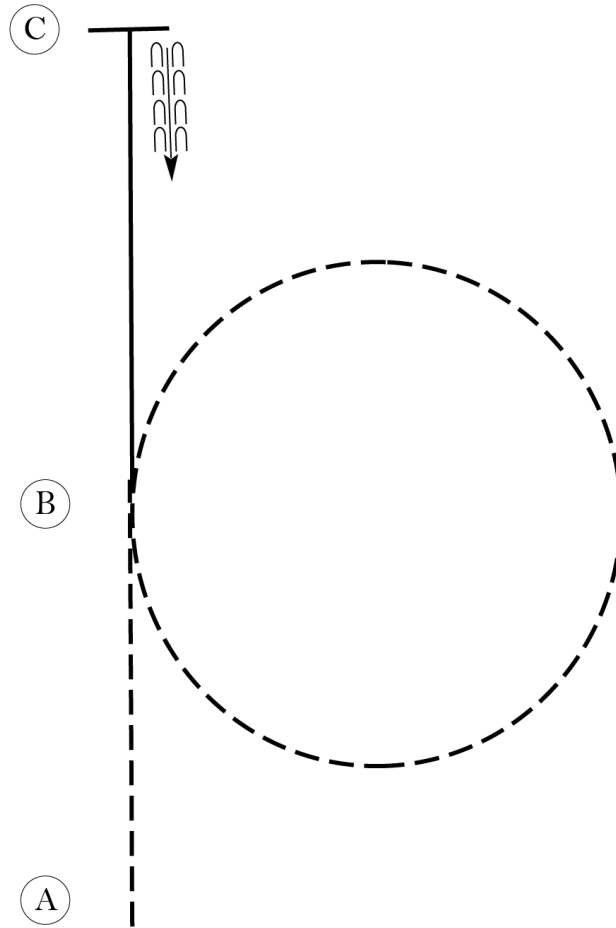
Jane Johnson Memorial Open Horse Show

Equitation Rookie and 13 & Under (Class 73 & 74)

Show Date: 07-03-2021

w w w . H o r s e S h o w P a t t e r n s . c o m

w w w . H o r s e S h o w P a t t e r n s . c o m



Be ready before A.

1. Sitting trot A to B.
2. At B, posting trot circle to the right on proper diagonal.
3. At B, canter on the left lead to C.
4. Stop at C and back approximately one horse length.

Walk	-----
Trot	- - - - -
Extended Trot	— — — — —
Canter	—————
Leg Yield	
Lead Change	↘ ↙
Back	← ← ← ← ←
Marker	⊙
Sidepass	← — — — — →
Hand Gallop	— — — — —

[HSE/1-2]

Pattern Provided by:
Brice M. Howell