

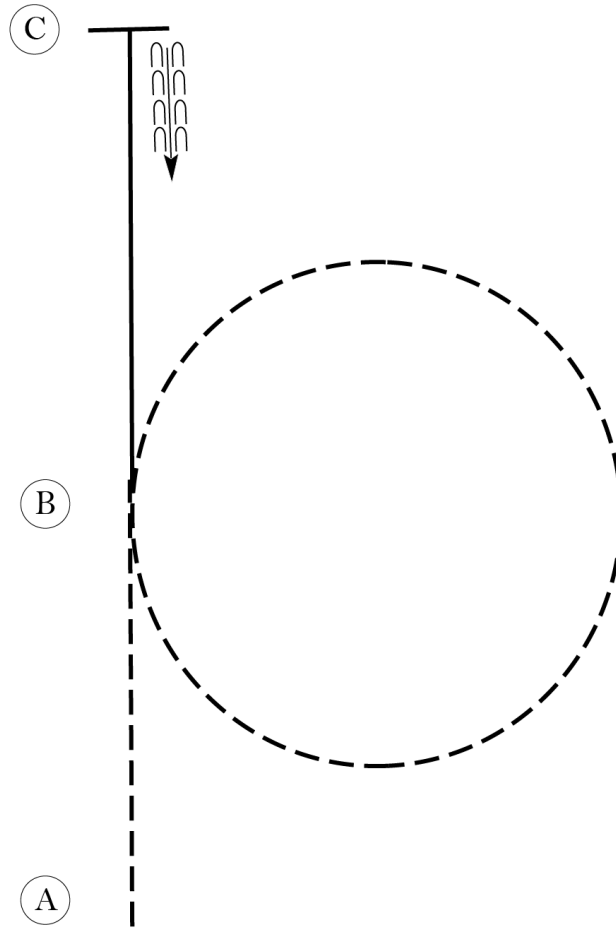
HENDRICKS COUNTY HORSEMAN'S CLUB

ENGLISH EQUITATION (CLASS 20, 21, 22)

Show Date: 10-02-2021

w w w . H o r s e S h o w P a t t e r n s . c o m

w w w . H o r s e S h o w P a t t e r n s . c o m



Be ready before A.

1. Sitting trot A to B.
2. At B, posting trot circle to the right on proper diagonal.
3. At B, canter on the left lead to C.
4. Stop at C and back approximately one horse length.

| | |
|---------------|-------------|
| Walk | ----- |
| Trot | - - - - - |
| Extended Trot | — — — — — |
| Canter | ————— |
| Leg Yield | |
| Lead Change | ↙ ↘ |
| Back | ← ← ← ← ← |
| Marker | (B) |
| Sidepass | ← — — — — → |
| Hand Gallop | — — — — — |

[HSE/1-2]

Pattern Provided by:
BRICE HOWELL

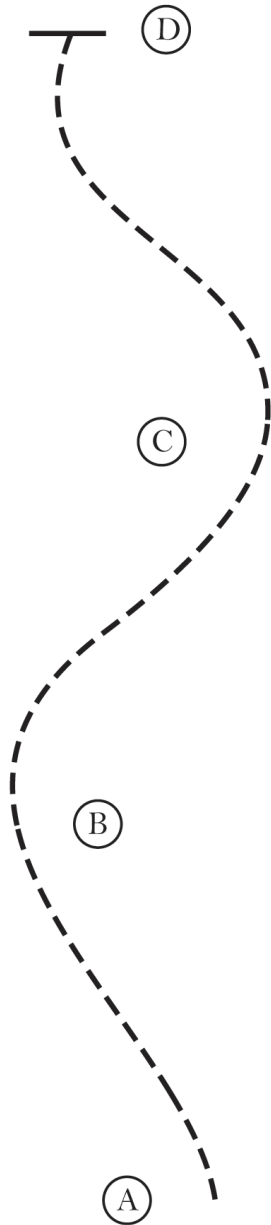
HENDRICKS COUNTY HORSEMAN'S CLUB

BEGINNER EQUITATION W/T (CLASS 19) (ALL AGES)

Show Date: 10-02-2021

w w w . H o r s e S h o w P a t t e r n s . c o m

w w w . H o r s e S h o w P a t t e r n s . c o m



1. Sitting trot A to B
2. At B posting trot to C on the left diagonal
3. At C change diagonals and posting trot to D
4. Stop at D

| | |
|---------------|---------|
| Walk | |
| Trot | ----- |
| Extended Trot | ----- |
| Canter | ————— |
| Leg Yield | |
| Lead Change | ↘ |
| Back | ←←←←← |
| Marker | (B) |
| Sidepass | ←-----← |

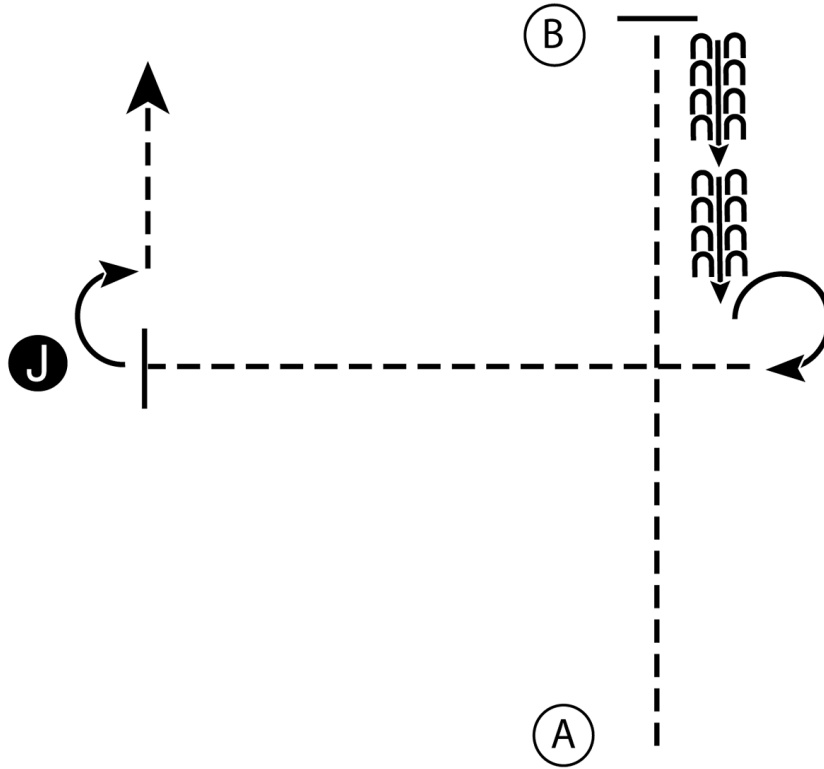
[HSE/WT-8]

Pattern Provided by:
BRICE HOWELL

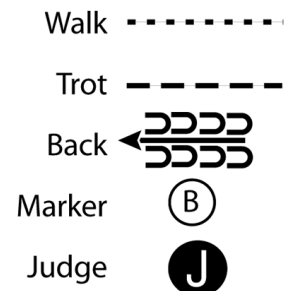
HENDRICKS COUNTY HORSEMAN'S CLUB

SHOWMANSHIP (CLASS 6,7,8)

Show Date: 10-02-2021



1. Trot A to B
2. Stop at B and back halfway to A
3. Stop and perform a 270 degree turn
4. Trot to judge and set up for inspection
5. When dismissed perform a 90 degree turn and trot away from judge



[S/2-3]

Pattern Provided by:
BRICE HOWELL

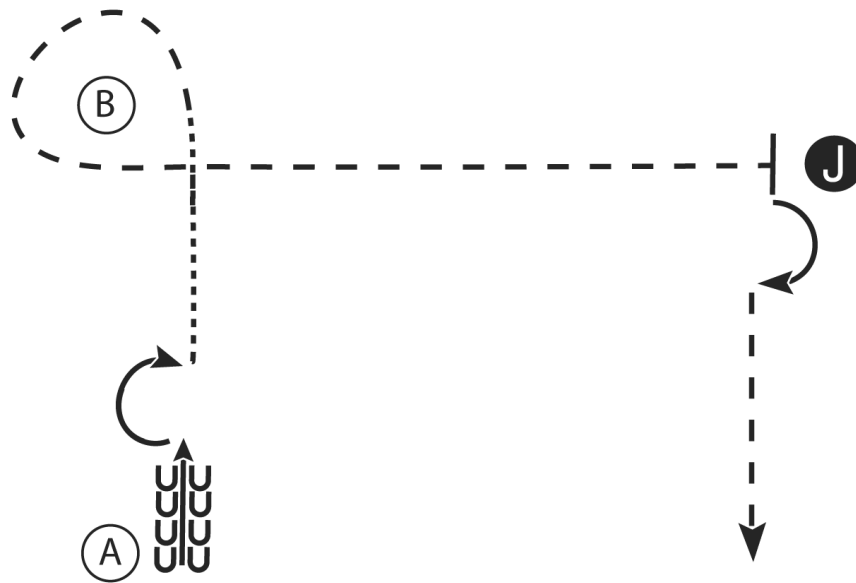
w w w . H o r s e S h o w P a t t e r n s . c o m

w w w . H o r s e S h o w P a t t e r n s . c o m

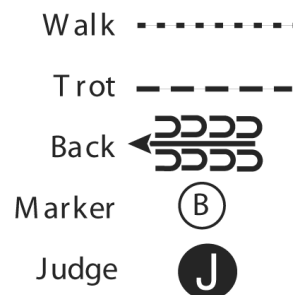
HENDRICKS COUNTY HORSEMAN'S CLUB

PAYBACK SHOWMANSHIP (CLASS 9)

Show Date: 10-02-2021



1. At A back 4 steps
2. Perform a 180 degree turn
3. Walk to B
4. At B trot around B and to the judge, set up for inspection
5. When dismissed perform a 90 degree turn and trot straight away from the judge



[S/2-1]

Pattern Provided by:
BRICE HOWELL

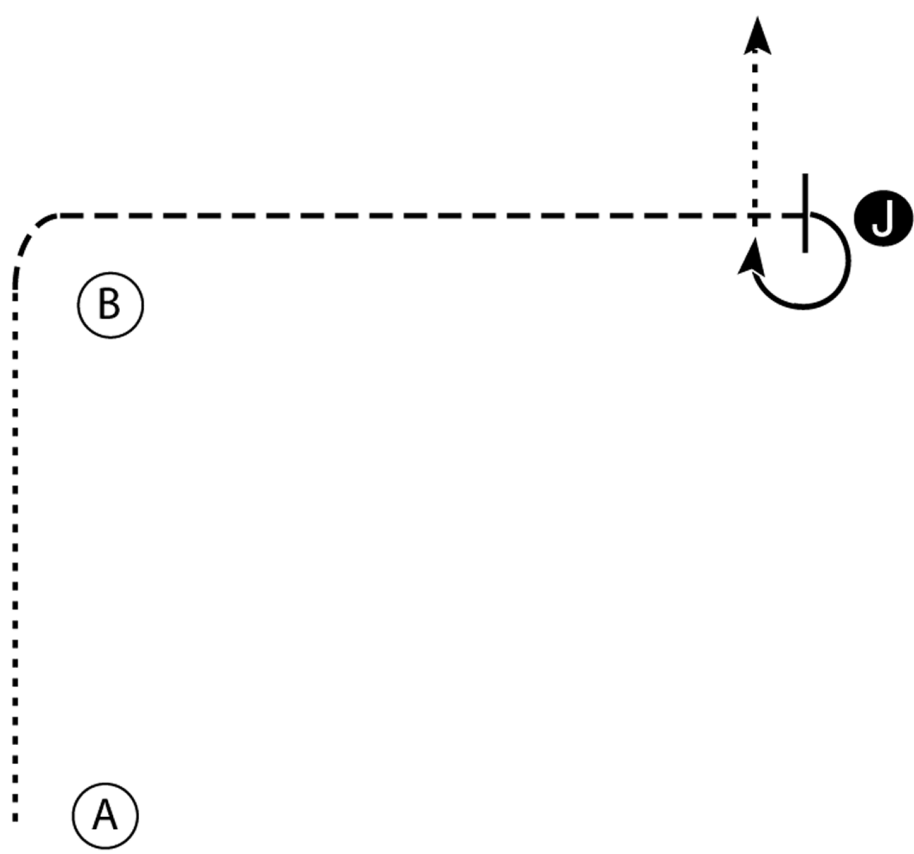
HENDRICKS COUNTY HORSEMAN'S CLUB


BEGINNER SHOWMANSHIP (CLASS 5) (ALL AGES)

Show Date: 10-02-2021

w w w . H o r s e S h o w P a t t e r n s . c o m

w w w . H o r s e S h o w P a t t e r n s . c o m



Walk
Trot - - - - -
Back ← 
Marker (B)
Judge (J)

1. Walk from A to B.
2. Trot from B to the Judge.
3. Stop and set up for inspection.
4. When dismissed perform a 270 degree turn and walk straight away from the Judge.

[S/WT-2]

Pattern Provided by:
BRICE HOWELL

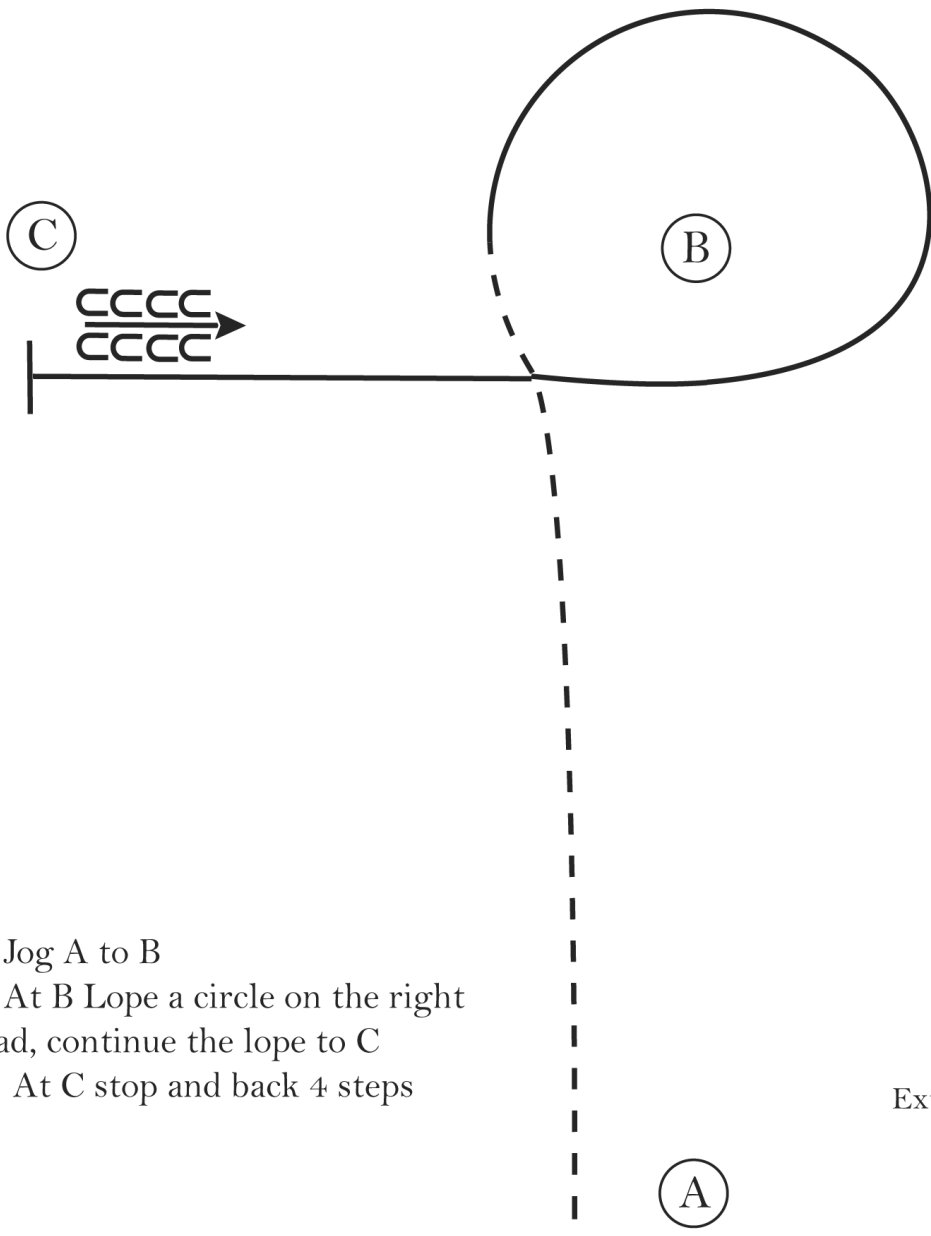
HENDRICKS COUNTY HORSEMAN'S CLUB

HORSEMANSHIP (CLASS 34,35,36)

Show Date: 10-02-2021

w w w . H o r s e S h o w P a t t e r n s . c o m

w w w . H o r s e S h o w P a t t e r n s . c o m



1. Jog A to B
2. At B Lope a circle on the right lead, continue the lope to C
4. At C stop and back 4 steps

- Walk|
- Jog - - - - -|
- Extended Jog - - - - -|
- Lope _____|
- Leg Yield |||||
- Lead Change / \
- Back ← C C C C
- Marker (B)
- Sidepass ← - - - - ←

[WH/1-7]

Pattern Provided by:
BRICE HOWELL

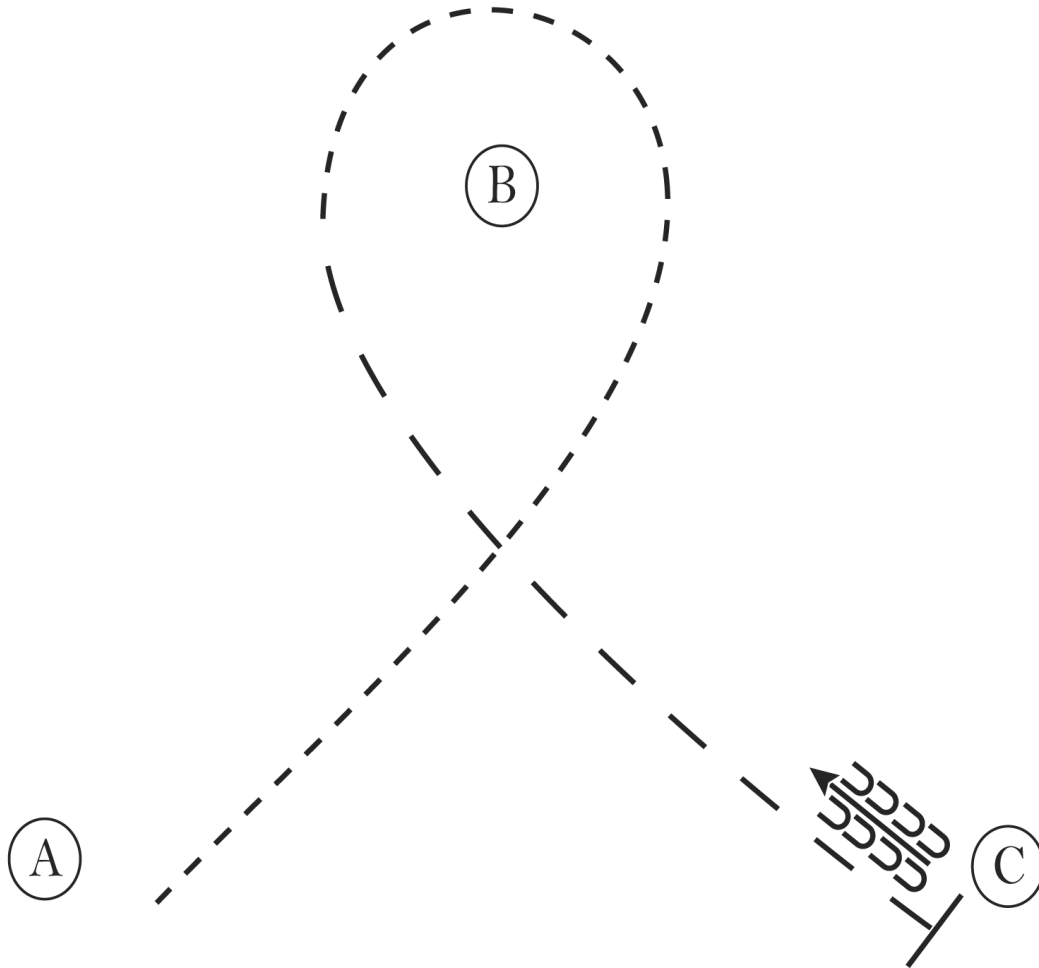
HENDRICKS COUNTY HORSEMAN'S CLUB

BEGINNER HORSEMANSHIP W/T (CLASS 33) (ALL AGES)

Show Date: 10-02-2021

w w w . H o r s e S h o w P a t t e r n s . c o m

w w w . H o r s e S h o w P a t t e r n s . c o m



1. Jog A to B
2. Jog around B
3. Extend the jog at B to C.
4. At C stop and back 4 steps

| | |
|--------------|------------------|
| Walk | |
| Jog | ----- |
| Extended Jog | ----- |
| Lope | ————— |
| Leg Yield | |
| Lead Change | ↘ |
| Back | ← ← ← ← |
| Marker | (B) |
| Sidepass | ←-----← |

[WH/WT-9]

Pattern Provided by:
BRICE HOWELL