

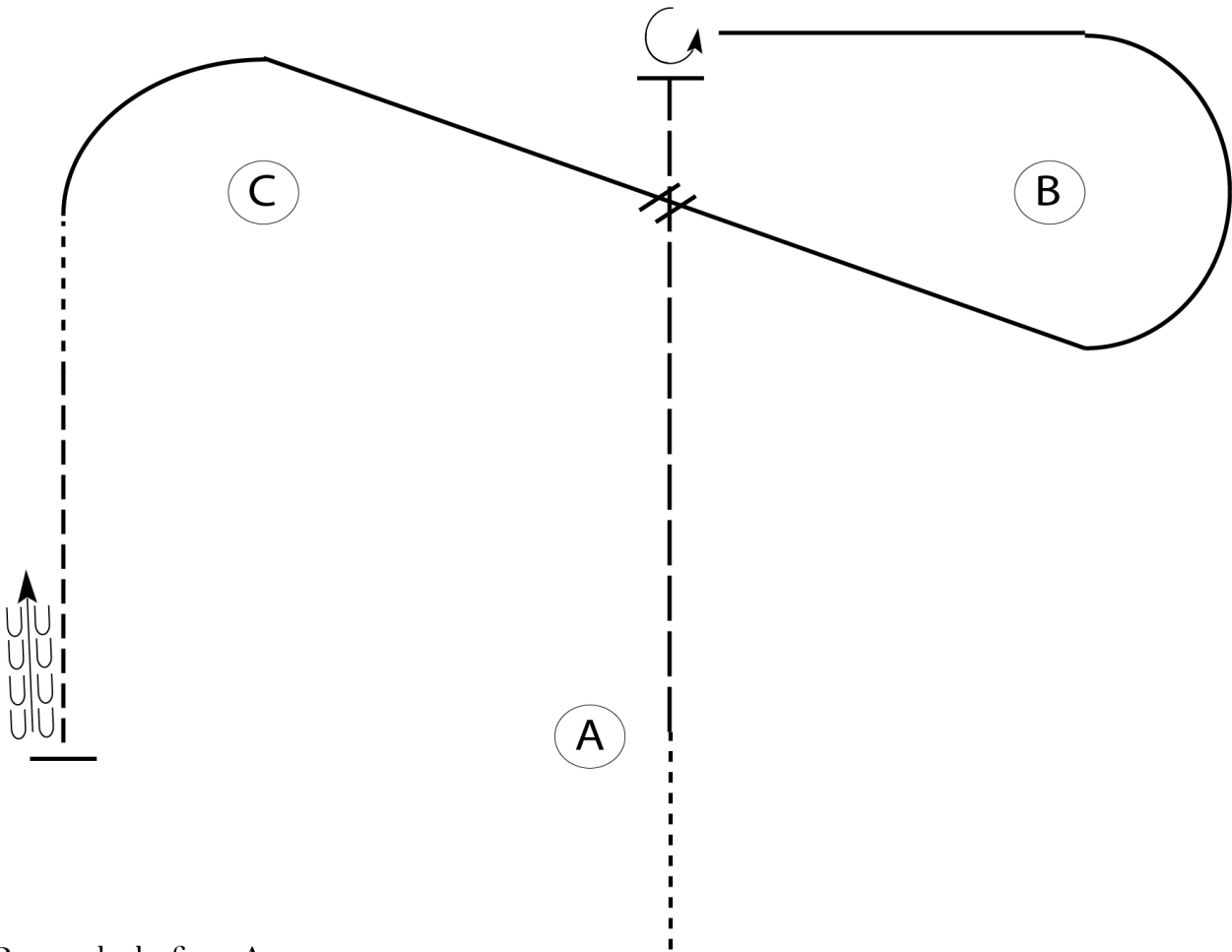
POAC East World Show

WJL Horsemanship (10-13 Non Pro 45&0)

Show Date: 06-19-2022

www.HorseShowPatterns.com

www.HorseShowPatterns.com



Be ready before A.

1. Walk to A.
2. Extended jog until just past B and C.
3. Stop and perform a 3/4 turn left.
4. Lope on the right lead around B.
5. Perform a simple lead change halfway to C and lope around C.
6. Break to walk for 2 strides.
7. Jog until even with A.
8. Stop and back approximately one horse length and walk to exit.

Walk	-----
Jog	- - - - -
Extended Jog	— — — —
Lope	—————
Lead Change	⌘
Back	← 〰 〰 〰
Marker	ⓑ

Follow the instructions of your ring steward.

[WH/2-91]

Pattern Provided by:

POAC

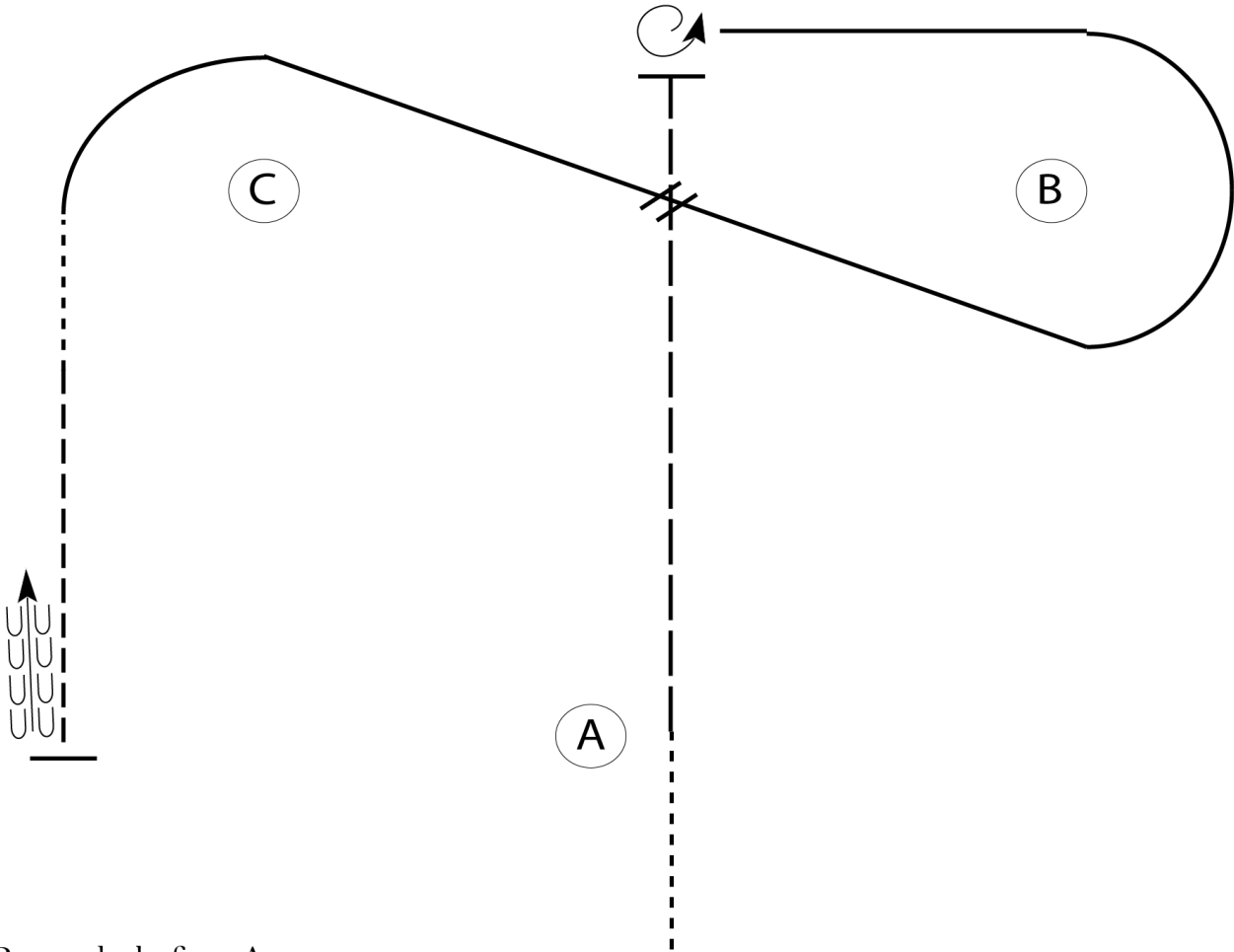
POAC East World Show

WJL Horsemanship (19&0 14-18)

Show Date: 06-19-2022

www.HorseShowPatterns.com

www.HorseShowPatterns.com



Be ready before A.

1. Walk to A.
2. Extended jog until just past B and C.
3. Stop and perform a 1 3/4 turn left.
4. Lope on the right lead around B.
5. Change leads halfway to C and lope around C.
6. Break to walk for 2 strides.
7. Jog until even with A.
8. Stop and back approximately one horse length and walk to exit.

Walk	-----
Jog	- - - - -
Extended Jog	- - - - -
Lope	
Lead Change	⋈
Back	←
Marker	ⓑ

Follow the instructions of your ring steward.

[WH/3-91]

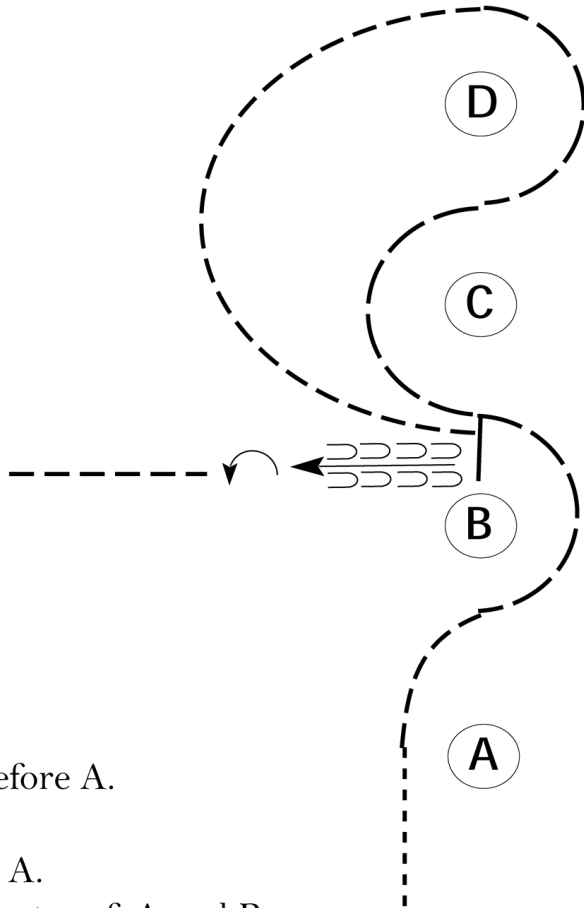
Pattern Provided by:

POAC

POAC East World Show

Western Horsemanship WJ only (19&0 Non Pro)

Show Date: 06-19-2022



Be ready before A.

1. Walk to A.
2. Jog to center of A and B.
3. Perform an extended jog through B, C and D as shown.
4. At top of pattern, slow to jog and jog to between C and B.
5. Stop at B and back approximately one horse length.
6. Perform a 1/2 turn left and walk away from pattern.

Follow the instructions of your ring steward.

Walk	-----
Jog	- - - - -
Extended Jog	— — — —
Lope	
Lead Change	⌘
Back	← ← ← ←
Marker	(B)

[WH/WT-90]

Pattern Provided by:

POAC

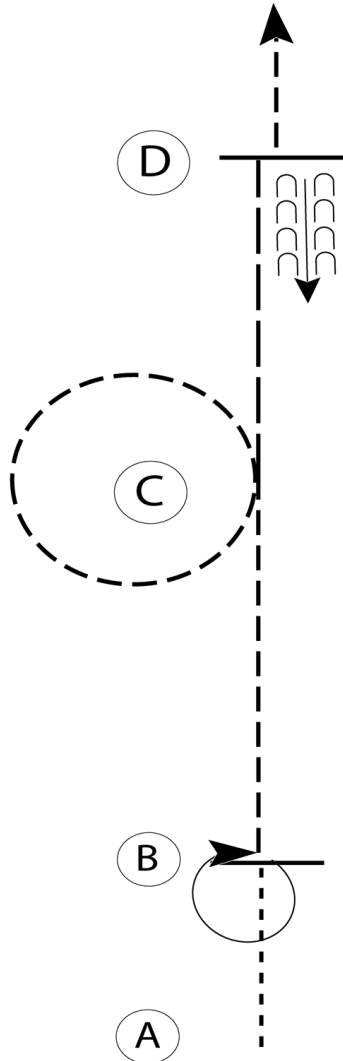
POAC East World Show

Western Horsemanship WJ only (9&U 18&u)

Show Date: 06-19-2022

www.HorseShowPatterns.com

www.HorseShowPatterns.com



1. Walk from A to B
2. At B stop and perform a 360 degree turn on the hindquarters to the right
3. Jog to C, and jog a circle around C to the left
4. Extend the jog to D
5. At D stop, back five steps, and jog to the line

Walk	-----
Jog	- - - - -
Extended Jog	- - - - -
Lope	—————
Leg Yield	
Lead Change	— / —
Back	← C C C C C
Marker	⊙ B
Sidepass	←-----→

[WH/WT-15]

Pattern Provided by:

POAC

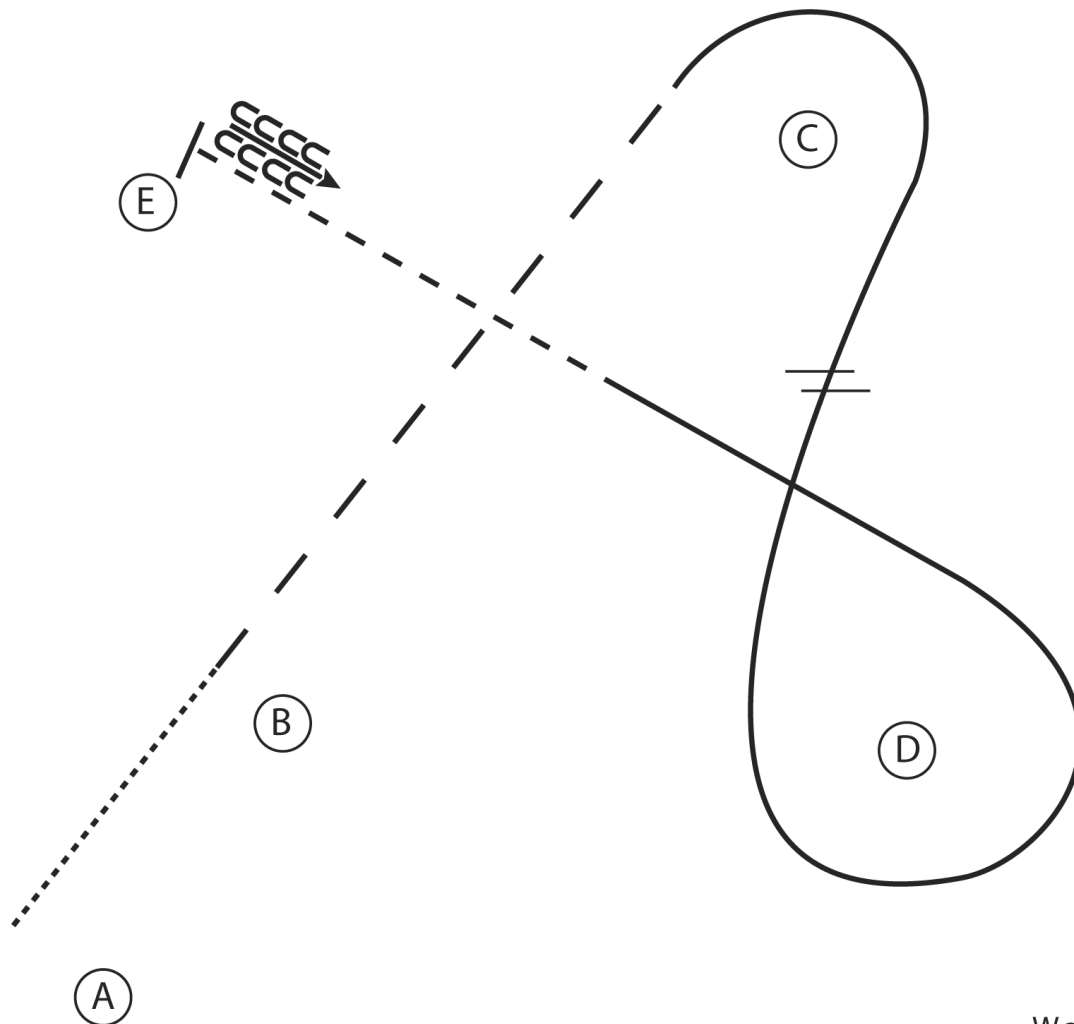
POAC East World Show

Bareback (10-13 14-18)

Show Date: 06-19-2022

w w w . H o r s e S h o w P a t t e r n s . c o m

w w w . H o r s e S h o w P a t t e r n s . c o m



1. Walk A to B
2. At B extend the jog to C
3. At C lope a circle around C on the right lead
4. Between C and D perform a simple lead change
5. Lope a circle around D
6. Break to the jog when between D and E
7. At E stop and back 4 steps

Walk
Jog	-----
Extended Jog	-----
Lope	—————
Leg Yield	
Lead Change	↘
Back	←←←←
Marker	(B)
Sidepass	←←←←

[WH/2-11]

Pattern Provided by:

POAC

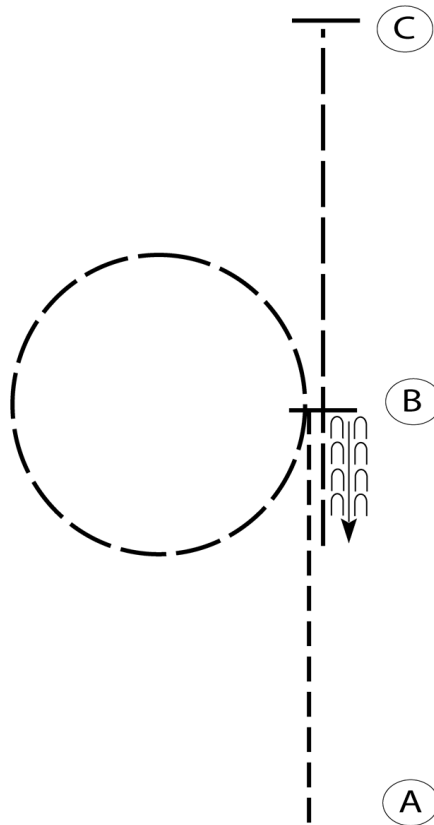
POAC East World Show

Bareback (9&U WJ)

Show Date: 06-19-2022

w w w . H o r s e S h o w P a t t e r n s . c o m

w w w . H o r s e S h o w P a t t e r n s . c o m



Be ready at A.

1. Jog from A to B.
2. Extend the jog in a circle to the left.
3. Stop at B.
4. Back one horse length at B.
5. Jog to C.
6. Stop at C.

Follow the instructions of your ring steward.

Walk	-----
Jog	- - - - -
Extended Jog	- - - - -
Lope	—————
Leg Yield	
Lead Change	— / —
Back	← u u u u u
Marker	Ⓟ
Sidepass	←-----→

[WH/WT-18]

Pattern Provided by:

POAC