

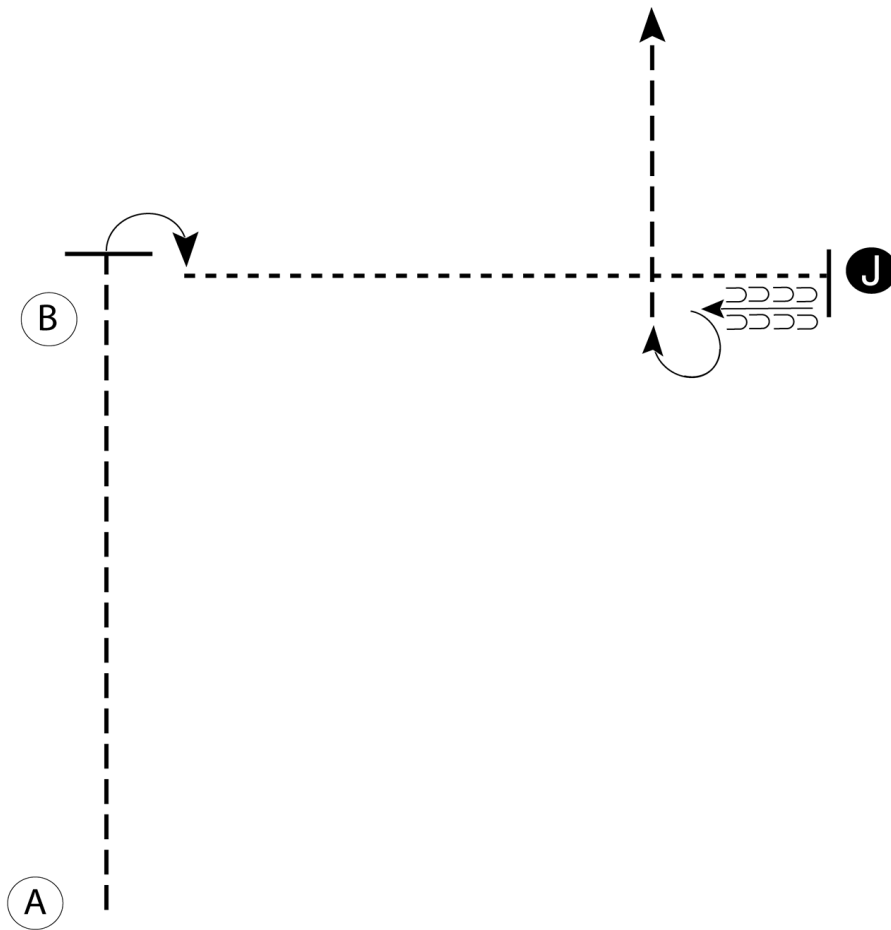
TRTT

Adult and Open Showmanship

Show Date: 12-03-2022

w w w . H o r s e S h o w P a t t e r n s . c o m

w w w . H o r s e S h o w P a t t e r n s . c o m



1. Begin at A. Trot from A past B
2. Stop and perform a 90 degree turn
3. Walk to the Judge, stop and set up for inspection
4. When dismissed back one horse length and perform a 270 degree turn
5. Trot to the line-up

Walk	-----
Trot	- - - - -
Back	←
Marker	Ⓟ
Judge	Ⓝ

[S/1-14]

Pattern Provided by:

Leona Ransdell



PATTERN CLASS SCORE SHEET

Showmanship

Horsemanship

Equitation

Show: _____

Date: _____

Judge: _____

Class: _____

HSP Pattern #SMS/Level I-14

W.O.	Entry #	1	2	3	4	5	6	7	8	9	10	Penalty	F&E	Score	Comments	Score	#	#	Score	#	#	#	
	Maneuver Description	Trot	90°	Walk & Set Up	Inspect.	Back	270° & Trot									100-98			77.5				60
																97			77				
																96			76.5				
																95			76				
																94			75.5				
																93			75				
																92			74.5				
																91.5			74				
																91			73.5				
																90.5			73				
																90			72.5				
																89.5			72				
																89			71.5				
																88.5			71				
																88			70.5				
																87.5			70				
																87			69.5				
																86.5			69				
																86			68.5				
																85.5			68			DQs	
																85			67.5				
																84.5			67				
																84			66.5				
																83.5			66				
																83			65.5				
																82.5			65				
																82			64.5				
																81.5			64				
																81			63.5				
																80.5			63				
																80			62.5				
																79.5			62				
																79			61.5				
																78.5			61				
																78			60.5				

Each rider is scored between 0-Infinity points and automatically begins the run with a score of 70 points

PENALTIES: 3, 5, 10

-3 Extremely Poor, -2 Very Poor, -1 Poor, 0 Correct, +1 Good, +2 Very Good, +3 Excellent

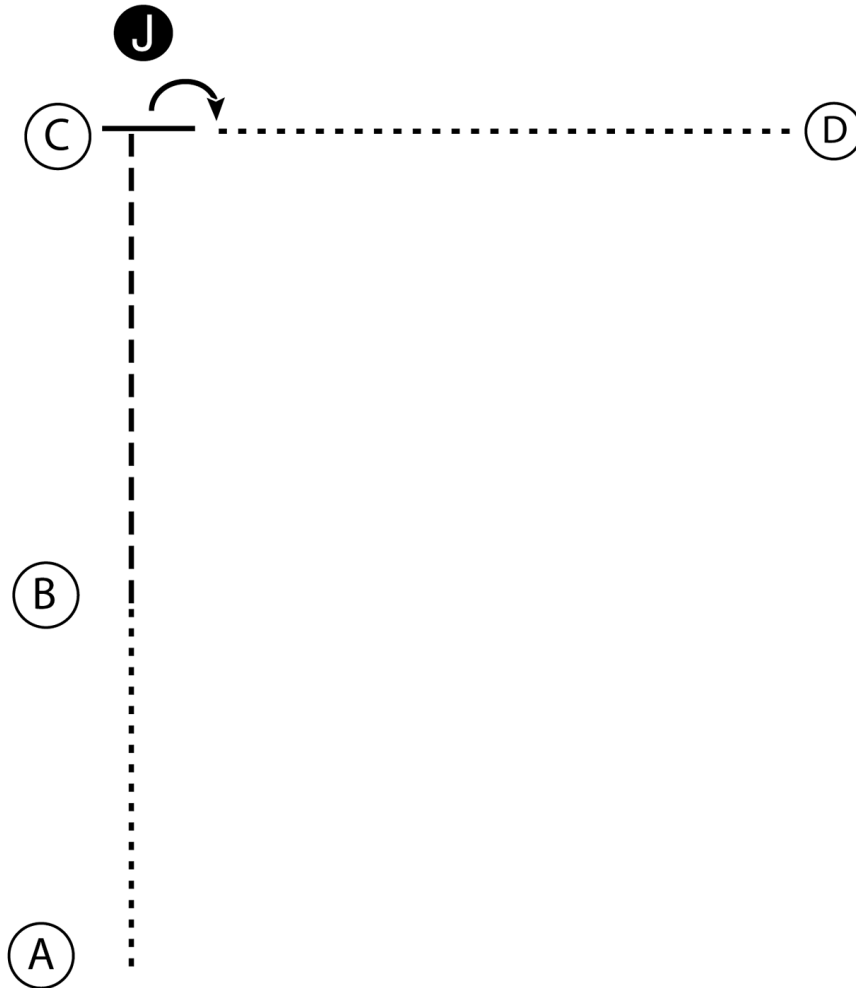
RIDER F&E: E = Excellent (5) VG = Very Good (4) G = Good (3) A = Average (0-2)

Judges Signature: _____

TRTT

Novice and Youth Showmanship

Show Date: 12-03-2022



1. Walk from A to B.
2. Trot from B to C.
3. Stop at C and set up for inspection.
4. When dismissed perform a 90 degree turn.
5. Walk to D.

- Walk
Trot - - - - -
Back ← [Backward Trot Symbol]
Marker (B)
Judge (J)

[S/1-4]

Pattern Provided by:

Leona Ransdell



PATTERN CLASS SCORE SHEET

Showmanship

Horsemanship

Equitation

Show: _____

Date: _____

Judge: _____

Class: _____

HSP Pattern #SMS/Level I-4

W.O.	Entry #	1	2	3	4	5	6	7	8	9	10	Penalty	F&E	Score	Comments	Score	#	#	Score	#	#	#
	Maneuver Description	Walk	Trot	Stop & Set Up	Inspect.	90°	Walk									100-98			77.5			60
																97			77			
																96			76.5			
																95			76			
																94			75.5			
																93			75			
																92			74.5			
																91.5			74			
																91			73.5			
																90.5			73			
																90			72.5			
																89.5			72			
																89			71.5			
																88.5			71			
																88			70.5			
																87.5			70			
																87			69.5			
																86.5			69			
																86			68.5			
																85.5			68			DQs
																85			67.5			
																84.5			67			
																84			66.5			
																83.5			66			
																83			65.5			
																82.5			65			
																82			64.5			
																81.5			64			
																81			63.5			
																80.5			63			
																80			62.5			
																79.5			62			
																79			61.5			
																78.5			61			
																78			60.5			

Each rider is scored between 0-Infinity points and automatically begins the run with a score of 70 points

PENALTIES: 3, 5, 10

-3 Extremely Poor, -2 Very Poor, -1 Poor, 0 Correct, +1 Good, +2 Very Good, +3 Excellent

RIDER F&E: E = Excellent (5) VG = Very Good (4) G = Good (3) A = Average (0-2)

Judges Signature: _____

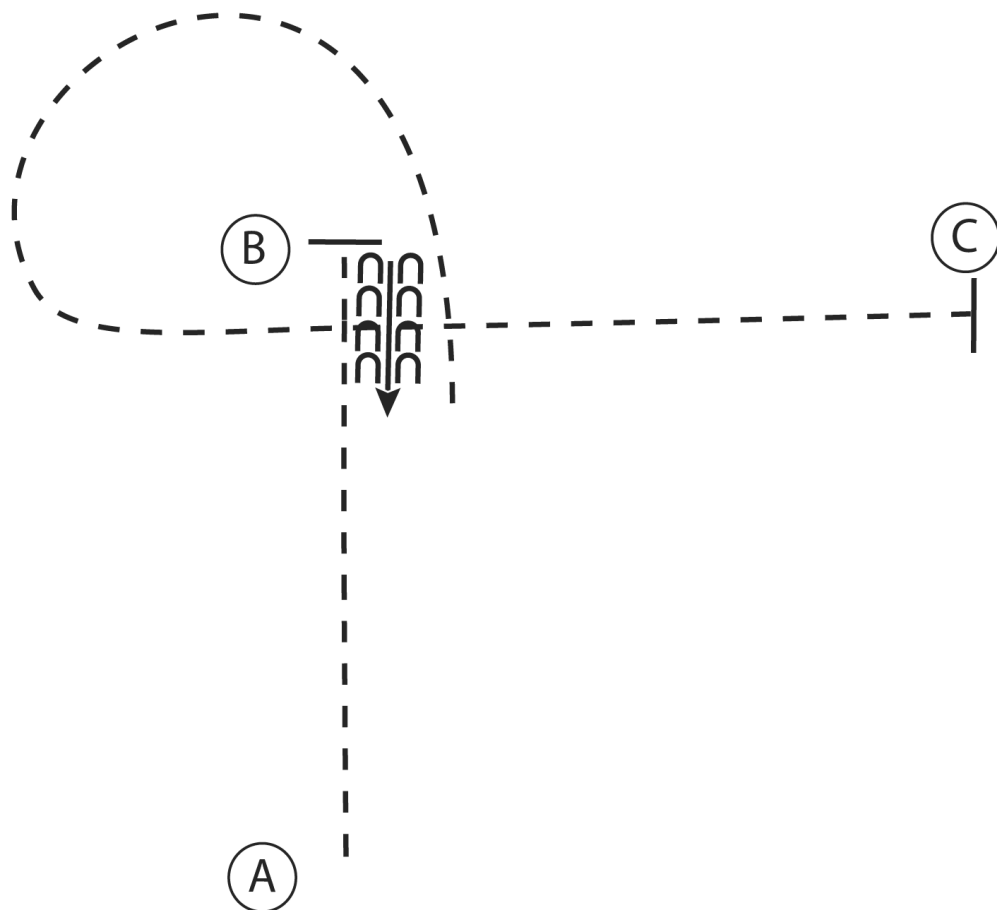
TRTT

Novice Equitation

Show Date: 12-03-2022

w w w . H o r s e S h o w P a t t e r n s . c o m

w w w . H o r s e S h o w P a t t e r n s . c o m



1. Trot A to B
2. At B stop and back 4 steps
3. Trot a circle around B and continue to C
4. Stop at C

Walk
Trot	-----
Extended Trot	-----
Canter	—————
Leg Yield	
Lead Change	↘
Back	←←←←
Marker	(B)
Sidepass	←←←←

[HSE/WT-2]

Pattern Provided by:

Leona Ransdell



PATTERN CLASS SCORE SHEET

Showmanship

Show: _____

Horsemanship

Date: _____

Equitation

Judge: _____

Class: _____

HSP Pattern #HSE/Walk Trot-2

W.O.	Entry #	1	2	3	4	5	6	7	8	9	10	Penalty	F&E	Score	Comments	Score	#	#	Score	#	#	#
	Maneuver Description	Trot	Stop & Back	Posting Trot	Stop											100-98			77.5			60
																97			77			
																96			76.5			
																95			76			
																94			75.5			
																93			75			
																92			74.5			
																91.5			74			
																91			73.5			
																90.5			73			
																90			72.5			
																89.5			72			
																89			71.5			
																88.5			71			
																88			70.5			
																87.5			70			
																87			69.5			
																86.5			69			
																86			68.5			
																85.5			68			DQs
																85			67.5			
																84.5			67			
																84			66.5			
																83.5			66			
																83			65.5			
																82.5			65			
																82			64.5			
																81.5			64			
																81			63.5			
																80.5			63			
																80			62.5			
																79.5			62			
																79			61.5			
																78.5			61			
																78			60.5			

Each rider is scored between 0-Infinity points and automatically begins the run with a score of 70 points

PENALTIES: 3, 5, 10

-3 Extremely Poor, -2 Very Poor, -1 Poor, 0 Correct, +1 Good, +2 Very Good, +3 Excellent

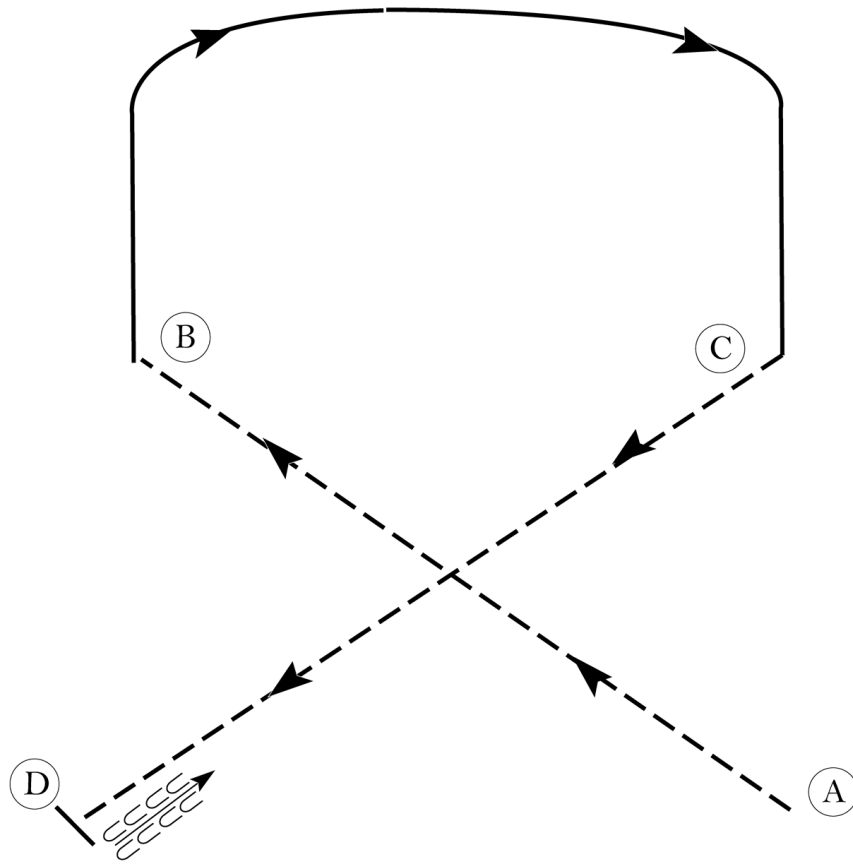
RIDER F&E: E = Excellent (5) VG = Very Good (4) G = Good (3) A = Average (0-2)

Judges Signature: _____

TRTT

Youth and Adult Equitation

Show Date: 12-03-2022



Be ready at A.

1. Posting trot on the left diagonal to B.
2. Canter right lead to C.
3. Posting trot on the right diagonal 1/2 way to D.
4. Sitting trot to D.
5. Halt at D and back approximately one horse length.

Exit at a sitting trot.

Walk	-----
Trot	- - - - -
Extended Trot	— — — — —
Canter	—————
Leg Yield	
Lead Change	— / —
Back	← ← ← ← ←
Marker	(B)
Sidepass	← — — — — ←
Hand Gallop	— — — — —

[HSE/1-23]

Pattern Provided by:

Leona Ransdell



PATTERN CLASS SCORE SHEET

Showmanship

Show: _____

Horsemanship

Date: _____

Equitation

Judge: _____

Class: _____

HSP Pattern #HSE/Level I-23

W.O.	Entry #	1	2	3	4	5	6	7	8	9	10	Penalty	F&E	Score	Comments	Score	#	#	Score	#	#	#
	Maneuver Description	Trot LD	RL Canter	Trot RD	Sitting Trot	Stop & Back	Sitting Trot									100-98			77.5			60
																97			77			
																96			76.5			
																95			76			
																94			75.5			
																93			75			
																92			74.5			
																91.5			74			
																91			73.5			
																90.5			73			
																90			72.5			
																89.5			72			
																89			71.5			
																88.5			71			
																88			70.5			
																87.5			70			
																87			69.5			
																86.5			69			
																86			68.5			
																85.5			68			DQs
																85			67.5			
																84.5			67			
																84			66.5			
																83.5			66			
																83			65.5			
																82.5			65			
																82			64.5			
																81.5			64			
																81			63.5			
																80.5			63			
																80			62.5			
																79.5			62			
																79			61.5			
																78.5			61			
																78			60.5			

Each rider is scored between 0-Infinity points and automatically begins the run with a score of 70 points

PENALTIES: 3, 5, 10

-3 Extremely Poor, -2 Very Poor, -1 Poor, 0 Correct, +1 Good, +2 Very Good, +3 Excellent

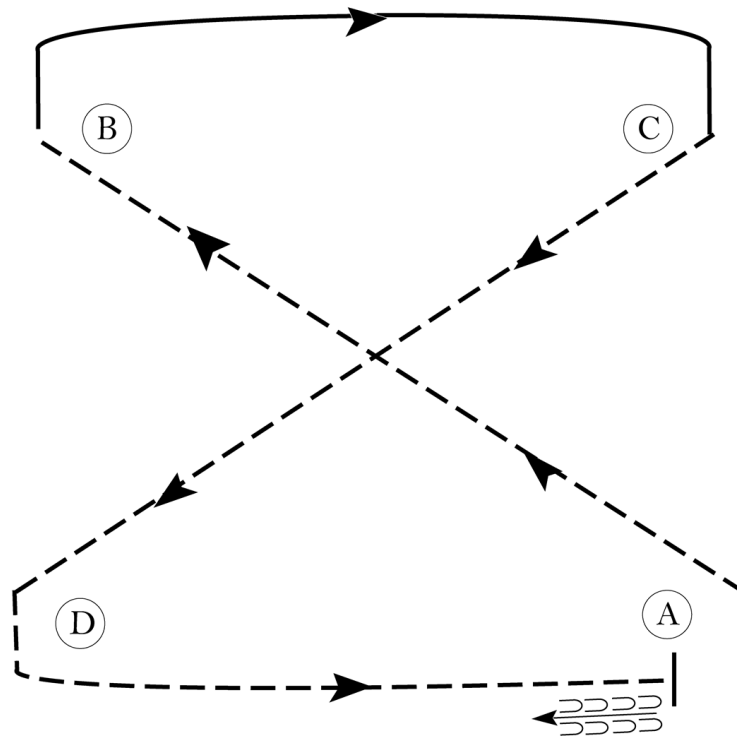
RIDER F&E: E = Excellent (5) VG = Very Good (4) G = Good (3) A = Average (0-2)

Judges Signature: _____

TRTT

Open Equitation

Show Date: 12-03-2022



Be ready at A.

1. Posting trot on the left diagonal to B.
2. Canter on the right lead to and around C.
3. Posting trot on the right diagonal to D.
4. Sitting trot to A.
5. Halt at A and back approximately one horse length.

Exit at a sitting trot.

Walk	-----
Trot	- - - - -
Extended Trot	— — — — —
Canter	—————
Leg Yield	
Lead Change	— / —
Back	←←←←←
Marker	Ⓚ
Sidepass	← - - - - ←
Hand Gallop	— — — — —

[HSE/1-24]

Pattern Provided by:

Leona Ransdell



PATTERN CLASS SCORE SHEET

Showmanship

Show: _____

Horsemanship

Date: _____

Equitation

Judge: _____

Class: _____

HSP Pattern #HSE/Level I-24

W.O.	Entry #	1	2	3	4	5	6	7	8	9	10	Penalty	F&E	Score	Comments	Score	#	#	Score	#	#	#
	Maneuver Description	Trot LD	RL Canter	Trot RD	Sitting Trot	Stop & Back	Sitting Trot									100-98			77.5			60
																97			77			
																96			76.5			
																95			76			
																94			75.5			
																93			75			
																92			74.5			
																91.5			74			
																91			73.5			
																90.5			73			
																90			72.5			
																89.5			72			
																89			71.5			
																88.5			71			
																88			70.5			
																87.5			70			
																87			69.5			
																86.5			69			
																86			68.5			
																85.5			68			DQs
																85			67.5			
																84.5			67			
																84			66.5			
																83.5			66			
																83			65.5			
																82.5			65			
																82			64.5			
																81.5			64			
																81			63.5			
																80.5			63			
																80			62.5			
																79.5			62			
																79			61.5			
																78.5			61			
																78			60.5			

Each rider is scored between 0-Infinity points and automatically begins the run with a score of 70 points

PENALTIES: 3, 5, 10

-3 Extremely Poor, -2 Very Poor, -1 Poor, 0 Correct, +1 Good, +2 Very Good, +3 Excellent

RIDER F&E: E = Excellent (5) VG = Very Good (4) G = Good (3) A = Average (0-2)

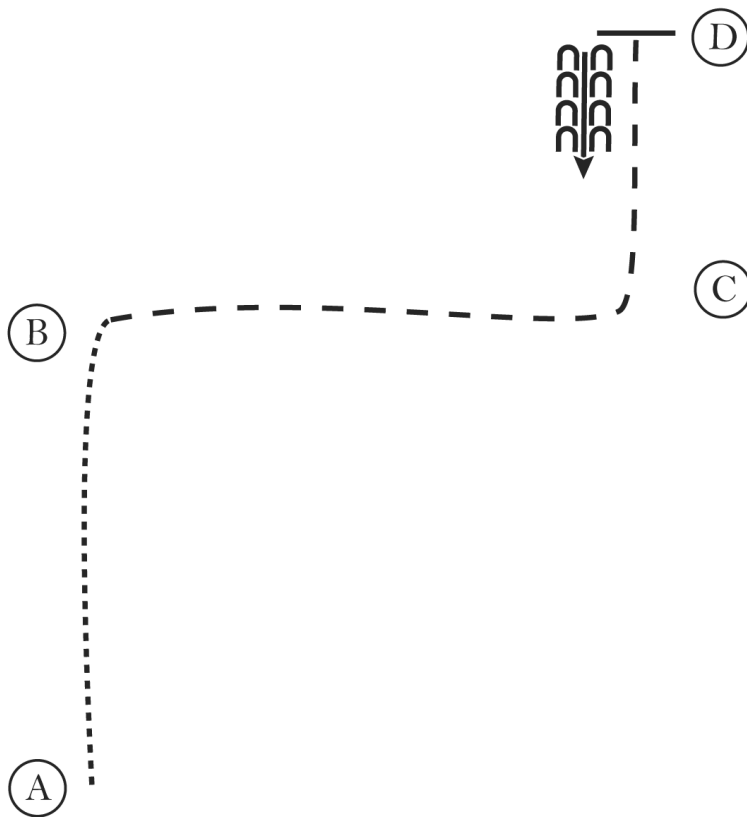
Judges Signature: _____

TRTT

Novice Horsemanship

Show Date: 12-03-2022

1. Walk A to B
2. At B jog to D
3. At D stop and back 4 steps.



Walk
Jog	-----
Extended Jog	-----
Lope	—————
Leg Yield	
Lead Change	—/—
Back	←←←←
Marker	⊙ B
Sidepass	←-----→

[WH/WT-2]

Pattern Provided by:

Leona Ransdell



PATTERN CLASS SCORE SHEET

Showmanship

Show: _____

Horsemanship

Date: _____

Equitation

Judge: _____

Class: _____

HSP Pattern #HMS/Walk Trot-2

W.O.	Entry #	1	2	3	4	5	6	7	8	9	10	Penalty	F&E	Score	Comments	Score	#	#	Score	#	#	#
	Maneuver Description	Walk	Jog	Stop & Back												100-98			77.5			60
																97			77			
																96			76.5			
																95			76			
																94			75.5			
																93			75			
																92			74.5			
																91.5			74			
																91			73.5			
																90.5			73			
																90			72.5			
																89.5			72			
																89			71.5			
																88.5			71			
																88			70.5			
																87.5			70			
																87			69.5			
																86.5			69			
																86			68.5			
																85.5			68			DQs
																85			67.5			
																84.5			67			
																84			66.5			
																83.5			66			
																83			65.5			
																82.5			65			
																82			64.5			
																81.5			64			
																81			63.5			
																80.5			63			
																80			62.5			
																79.5			62			
																79			61.5			
																78.5			61			
																78			60.5			

Each rider is scored between 0-Infinity points and automatically begins the run with a score of 70 points

PENALTIES: 3, 5, 10

-3 Extremely Poor, -2 Very Poor, -1 Poor, 0 Correct, +1 Good, +2 Very Good, +3 Excellent

RIDER F&E: E = Excellent (5) VG = Very Good (4) G = Good (3) A = Average (0-2)

Judges Signature: _____

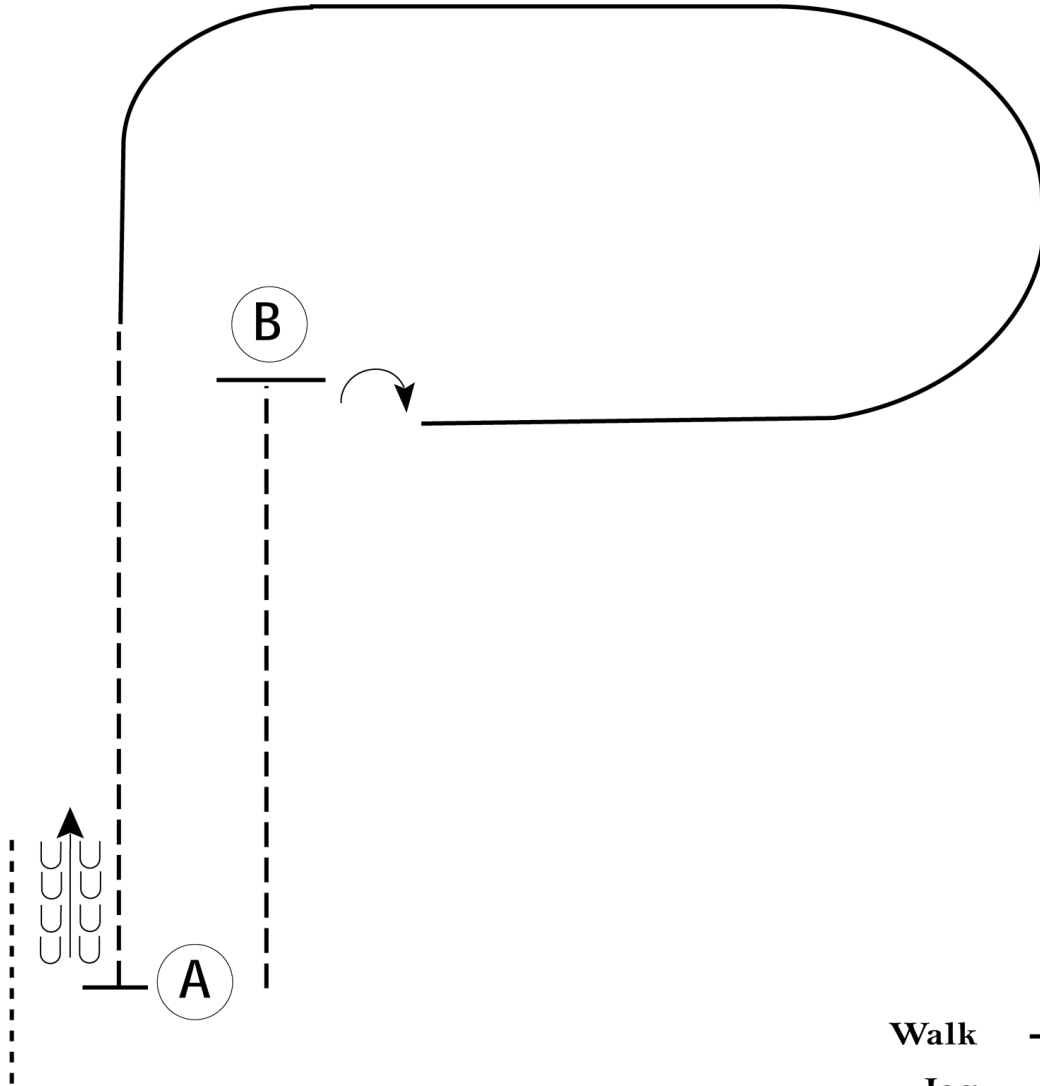
TRTT

Youth and Adult Horsemanship

Show Date: 12-03-2022

www.HorseShowPatterns.com

www.HorseShowPatterns.com



Be ready at A.

1. Jog from A to B.
2. Stop at B and turn 90 degrees to the right.
4. Lope on the left lead around B as shown.
5. Break to the jog at B and jog to A.
6. Stop at A and back approximately one horse length.
7. Walk forward and follow the instructions of your ring steward..

Walk	-----
Jog	- - - - -
Extended Jog	- - - - -
Lope	—————
Leg Yield	
Lead Change	— / —
Back	← ← ← → → →
Marker	Ⓚ
Sidepass	← — — — — →

[WH/1-53]

Pattern Provided by:

Leona Ransdell



PATTERN CLASS SCORE SHEET

Showmanship

Show: _____

Horsemanship

Date: _____

Equitation

Judge: _____

Class: _____

HSP Pattern #HMS/Level I-53

W.O.	Entry #	1	2	3	4	5	6	7	8	9	10	Penalty	F&E	Score	Comments	Score	#	#	Score	#	#	#
	Maneuver Description	Jog	90° R	LL Lope	Jog	Stop & Back	Walk									100-98			77.5			60
																97			77			
																96			76.5			
																95			76			
																94			75.5			
																93			75			
																92			74.5			
																91.5			74			
																91			73.5			
																90.5			73			
																90			72.5			
																89.5			72			
																89			71.5			
																88.5			71			
																88			70.5			
																87.5			70			
																87			69.5			
																86.5			69			
																86			68.5			
																85.5			68			DQs
																85			67.5			
																84.5			67			
																84			66.5			
																83.5			66			
																83			65.5			
																82.5			65			
																82			64.5			
																81.5			64			
																81			63.5			
																80.5			63			
																80			62.5			
																79.5			62			
																79			61.5			
																78.5			61			
																78			60.5			

Each rider is scored between 0-Infinity points and automatically begins the run with a score of 70 points

PENALTIES: 3, 5, 10

-3 Extremely Poor, -2 Very Poor, -1 Poor, 0 Correct, +1 Good, +2 Very Good, +3 Excellent

RIDER F&E: E = Excellent (5) VG = Very Good (4) G = Good (3) A = Average (0-2)

Judges Signature: _____

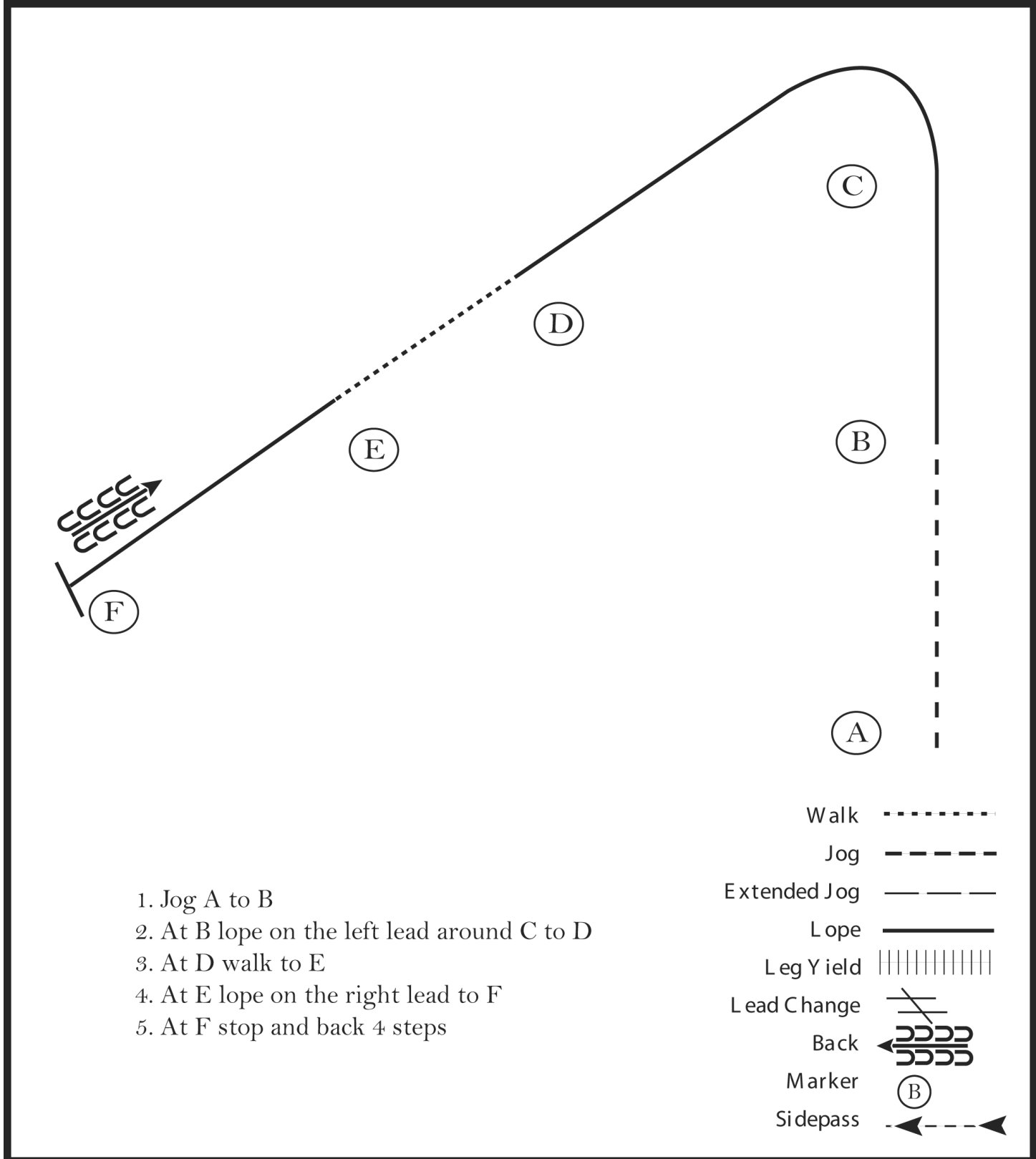
TRTT

Open Horsemanship

Show Date: 12-03-2022

w w w . H o r s e S h o w P a t t e r n s . c o m

w w w . H o r s e S h o w P a t t e r n s . c o m



1. Jog A to B
2. At B lope on the left lead around C to D
3. At D walk to E
4. At E lope on the right lead to F
5. At F stop and back 4 steps

- Walk (dotted line)
- Jog - - - - - (dashed line)
- Extended Jog - - - - - (long dashed line)
- Lope _____ (solid line)
- Leg Yield ||||| (vertical lines)
- Lead Change / / / (diagonal lines)
- Back ← ← ← ← (backward arrows)
- Marker (B) (circle with letter)
- Sidepass - - - - - ← (dashed line with arrow)

[WH/1-31]

Pattern Provided by:
Leona Ransdell



PATTERN CLASS SCORE SHEET

Showmanship

Show: _____

Horsemanship

Date: _____

Equitation

Judge: _____

Class: _____

HSP Pattern #HMS/Level I-31

W.O.	Entry #	1	2	3	4	5	6	7	8	9	10	Penalty	F&E	Score	Comments	Score	#	#	Score	#	#	#
	Maneuver Description	Jog	LL Lope	Walk	RL Lope	Stop & Back										100-98			77.5			60
																97			77			
																96			76.5			
																95			76			
																94			75.5			
																93			75			
																92			74.5			
																91.5			74			
																91			73.5			
																90.5			73			
																90			72.5			
																89.5			72			
																89			71.5			
																88.5			71			
																88			70.5			
																87.5			70			
																87			69.5			
																86.5			69			
																86			68.5			
																85.5			68			DQs
																85			67.5			
																84.5			67			
																84			66.5			
																83.5			66			
																83			65.5			
																82.5			65			
																82			64.5			
																81.5			64			
																81			63.5			
																80.5			63			
																80			62.5			
																79.5			62			
																79			61.5			
																78.5			61			
																78			60.5			

Each rider is scored between 0-Infinity points and automatically begins the run with a score of 70 points

PENALTIES: 3, 5, 10

-3 Extremely Poor, -2 Very Poor, -1 Poor, 0 Correct, +1 Good, +2 Very Good, +3 Excellent

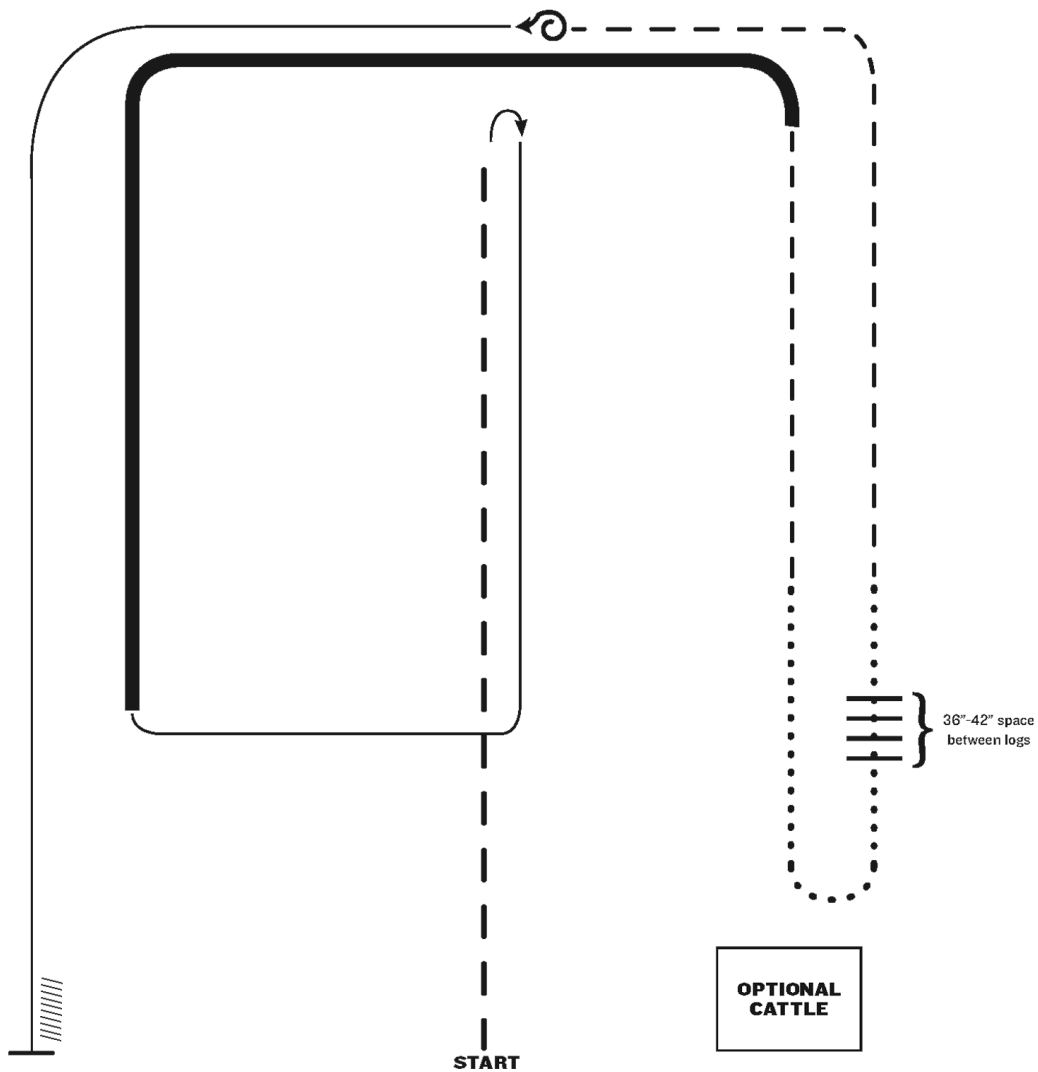
RIDER F&E: E = Excellent (5) VG = Very Good (4) G = Good (3) A = Average (0-2)

Judges Signature: _____

TRTT

Youth and Adult Ranch Riding

Show Date: 12-03-2022



1. Extended trot
2. Stop, rollback right
3. Lope right lead
4. Extended lope (right lead)
5. Trot
6. Walk
7. Walk over logs
8. Walk
9. Trot
10. Stop, 360 left
11. Lope left lead
12. Stop and back

Note: The drawn description of this pattern is only intended for the general depiction of the pattern. Exhibitors should utilize the arena space to best exhibit their horses.

[RR/AQHA-15]

Pattern Provided by:

Leona Ransdell

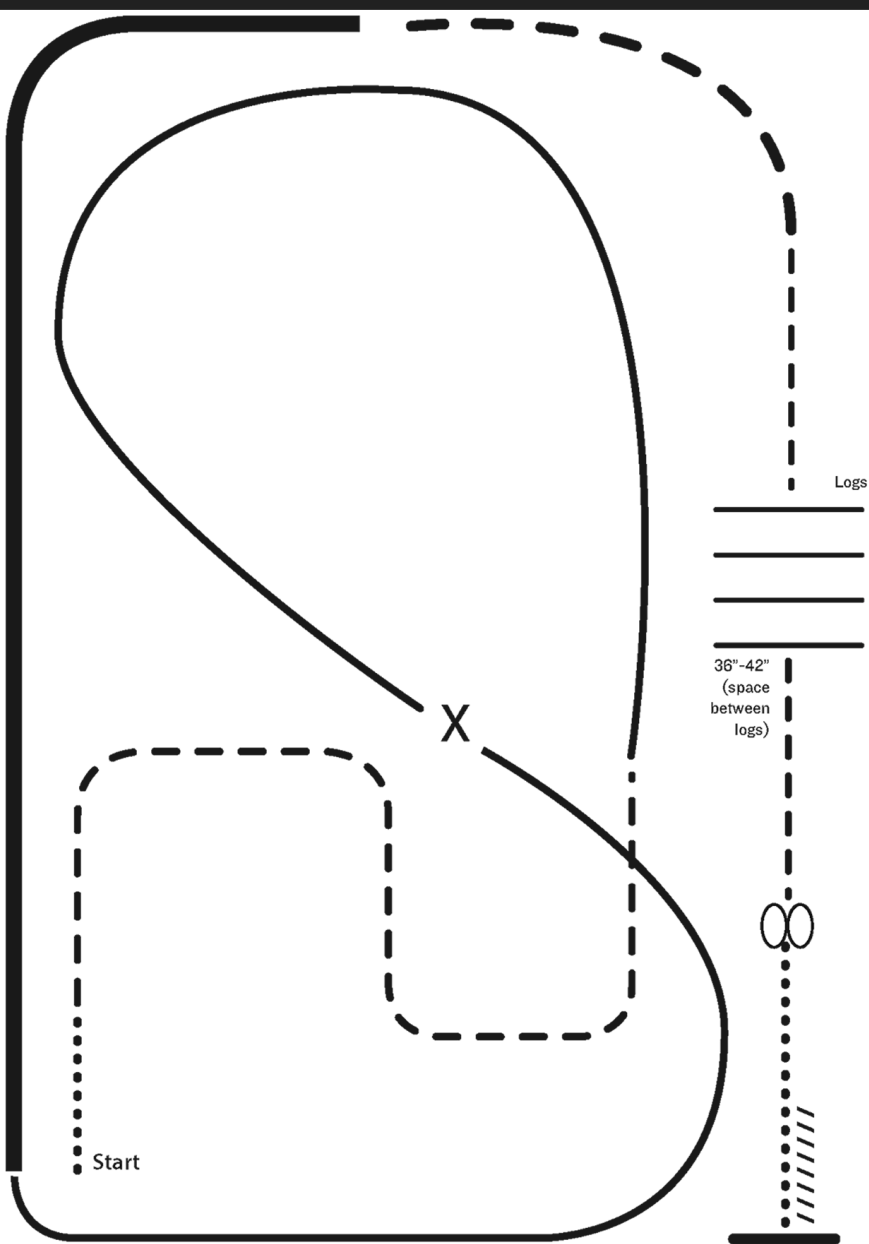
TRTT

Open Ranch Riding

Show Date: 12-03-2022

www.HorseShowPatterns.com

www.HorseShowPatterns.com



- X Lead Change
- Walk
- Trot
- Ext trot
- Lope
- Ext Lope
- /////// Back

1. Walk
2. Trot serpentine
3. Lope left lead around the end of the arena and then diagonally across the arena
4. Change leads (simple or flying) and
5. Lope on the right lead around end of the arena
6. Extend lope on the straight away and around corner to the center of the arena
7. Extend trot around corner of the arena
8. Collect to a trot
9. Trot over logs
10. Stop, do 360 degree turn each direction (either direction 1st) (L-R or R-L)
11. Walk, stop and back

[RR/AQHA-3]

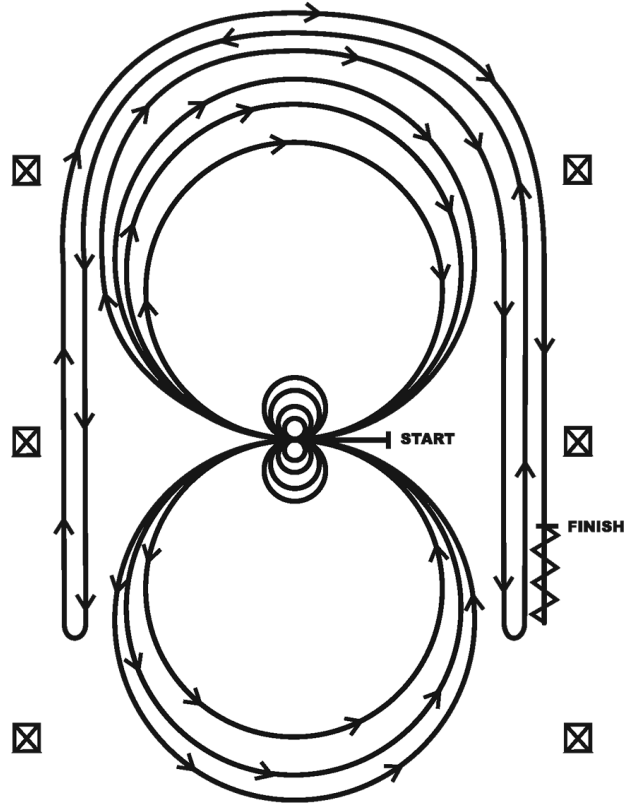
Pattern Provided by:
Leona Ransdell

TRTT

All Reining

Show Date: 12-03-2022

REINING PATTERN 8



Horses may walk or jog to the center of arena. Horses must walk or stop prior to starting pattern. Beginning at the center of arena facing the left wall or fence.

1. Complete four spins to the left. Hesitate.
2. Complete four spins to the right. Hesitate.
3. Beginning on the right lead, complete three circles to the right: the first circle large and fast; the second circle small and slow; the third circle large and fast. Change leads at the center of the arena.
4. Complete three circles to the left: the first circle large and fast; the second circle small and slow; the third circle large and fast. Change leads at the center of the arena.
5. Begin a large circle to the right but do not close this circle. Run straight down the right side of the arena past the center marker and do a left rollback at least twenty feet (six meters) from the wall or fence—no hesitation.
6. Continue back around the previous circle but do not close this circle. Run down the left side of the arena past the center marker and do a right rollback at least twenty feet (six meters) from the wall or fence—no hesitation.
7. Continue back around the previous circle but do not close this circle. Run down the right side of the arena past the center marker and do a sliding stop at least twenty feet (six meters) from the wall or fence. Back up at least ten feet (three meters). Hesitate to demonstrate completion of the pattern.

[R/AQHAP-8]

Pattern Provided by:

Leona Ransdell