

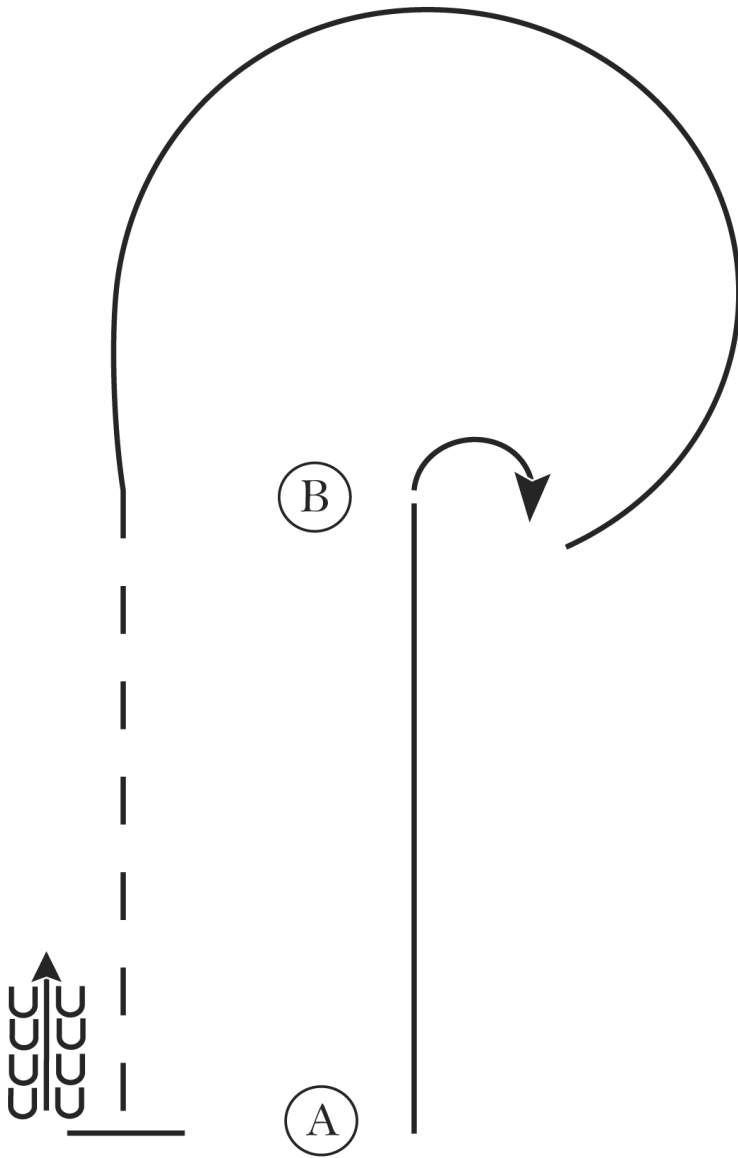
Tom Wilson Memorial Open Show

All Open Horsemanship (Class 34, 36, 38, 40, 42)

Show Date: 05-25-2024

www.HorseShowPatterns.com

www.HorseShowPatterns.com



1. Lope on the right lead A to B.
2. At B perform a 90 degree turn to the right.
3. Lope a circle to B on the left lead.
4. At B extend the jog to A.
5. At A stop and Back 4 steps.

Walk
Jog	-----
Extended Jog	-----
Lope	————
Leg Yield	
Lead Change	—/—
Back	←←←←
Marker	Ⓚ
Sidepass	←←←←

[WH/2-7]

Pattern Provided by:

Brice M. Howell

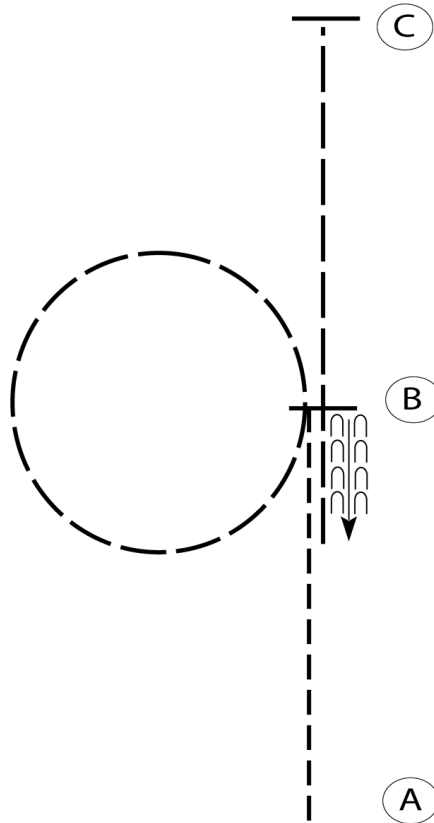
Tom Wilson Memorial Open Show

All Walk Trots (Class 33, 35, 37, 39, 41)

Show Date: 05-25-2024

w w w . H o r s e S h o w P a t t e r n s . c o m

w w w . H o r s e S h o w P a t t e r n s . c o m



Be ready at A.

1. Jog from A to B.
2. Extend the jog in a circle to the left.
3. Stop at B.
4. Back one horse length at B.
5. Jog to C.
6. Stop at C.

Follow the instructions of your ring steward.

Walk	-----
Jog	- - - - -
Extended Jog	- - - - -
Lope	—————
Leg Yield	
Lead Change	— / —
Back	← u u u u u
Marker	Ⓚ
Sidepass	←-----→

[WH/WT-18]

Pattern Provided by:

Brice M. Howell

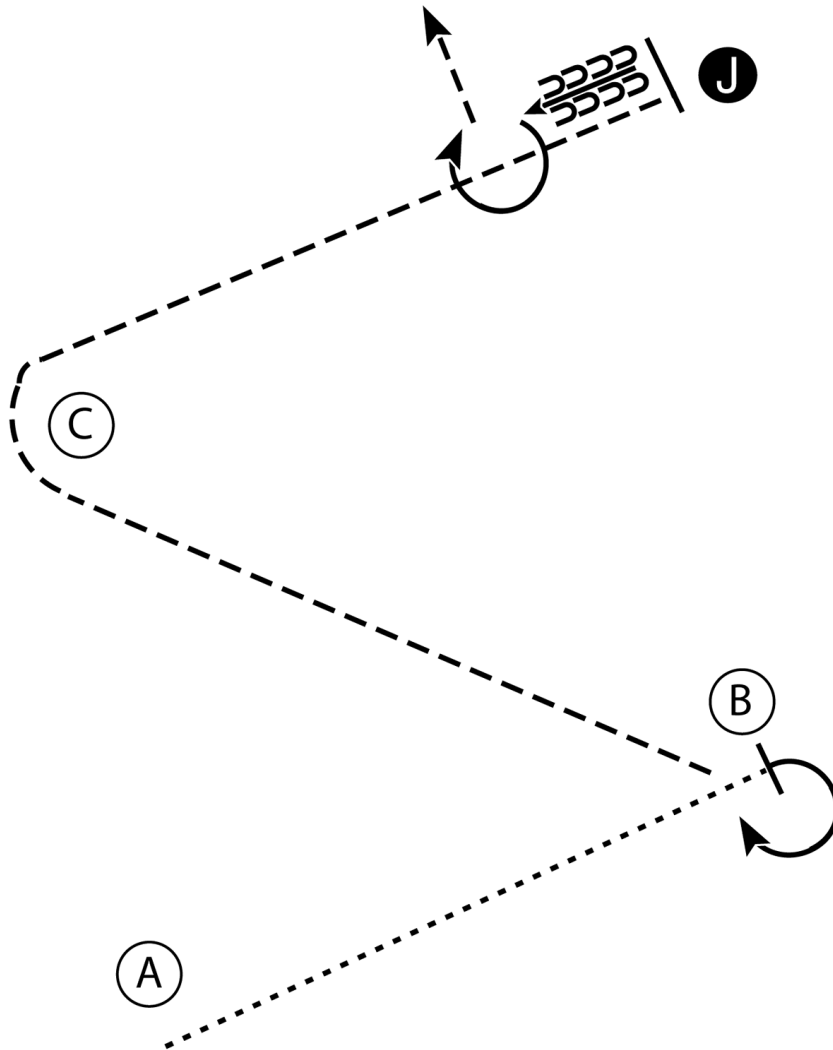
Tom Wilson Memorial Open Show

\$100 Open Showmanship(Class 55)

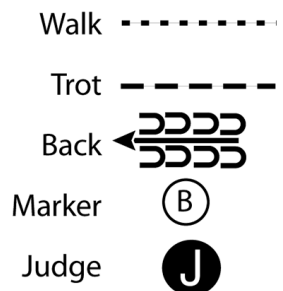
Show Date: 05-25-2024

w w w . H o r s e S h o w P a t t e r n s . c o m

w w w . H o r s e S h o w P a t t e r n s . c o m



1. Begin at A. Walk from A to B.
2. Stop and perform a 245 degree turn.
3. Trot around C to the Judge. Set up for inspection.
4. When dismissed back four steps and perform a 270 degree turn.
5. Trot to the line-up.



[S/3-6]

Pattern Provided by:

Brice M. Howell

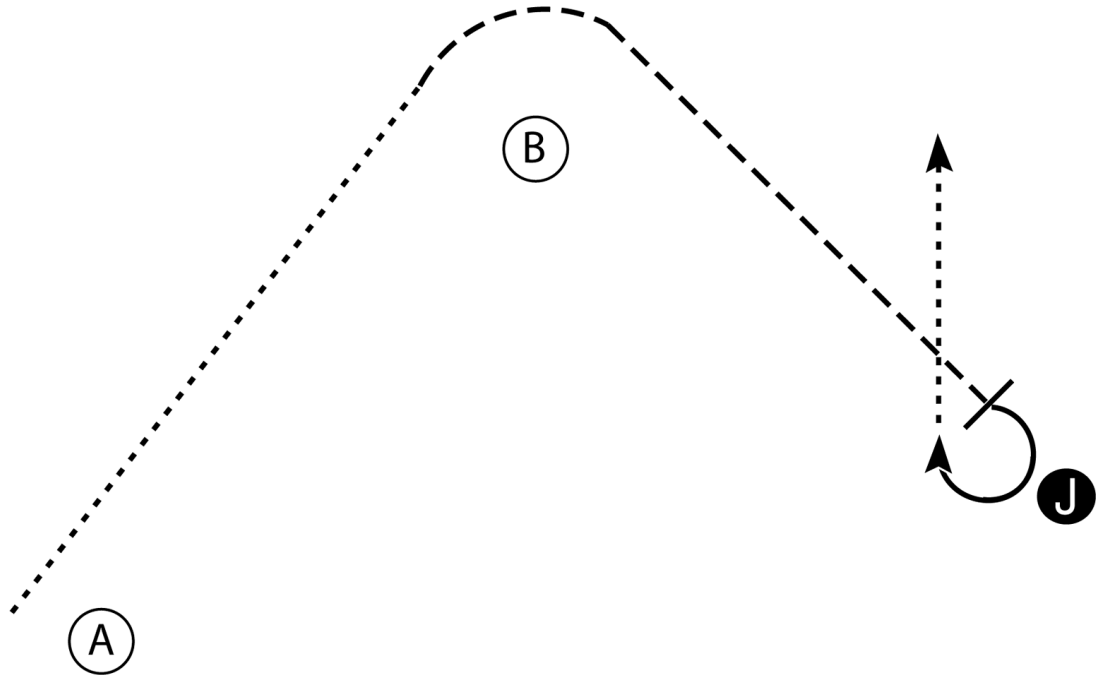
Tom Wilson Memorial Open Show

All Open Showmanship (Class 58-61)

Show Date: 05-25-2024

w w w . H o r s e S h o w P a t t e r n s . c o m

w w w . H o r s e S h o w P a t t e r n s . c o m



1. Walk from A to B.
2. Trot from B to the Judge.
3. Stop and set up for inspection.
4. When dismissed perform a 270 degree turn and walk straight away from the Judge.

Walk
Trot - - - - -
Back ← [horse back symbol]
Marker (B)
Judge (J)

[S/1-12]

Pattern Provided by:

Brice M. Howell

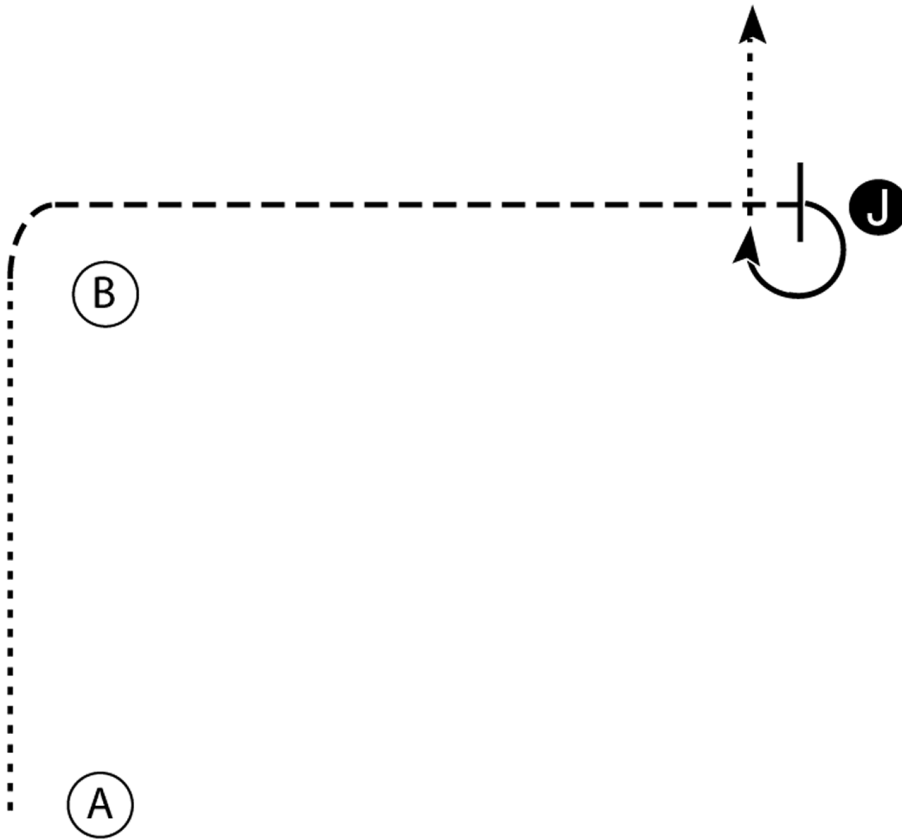
Tom Wilson Memorial Open Show

Showmanship Small Fry and Rookie(Class 56 & 57)

Show Date: 05-25-2024

w w w . H o r s e S h o w P a t t e r n s . c o m

w w w . H o r s e S h o w P a t t e r n s . c o m



Walk - - - - -

Trot - - - - -

Back ←

Marker (B)

Judge (J)

1. Walk from A to B.
2. Trot from B to the Judge.
3. Stop and set up for inspection.
4. When dismissed perform a 270 degree turn and walk straight away from the Judge.

[S/WT-2]

Pattern Provided by:
Brice M. Howell

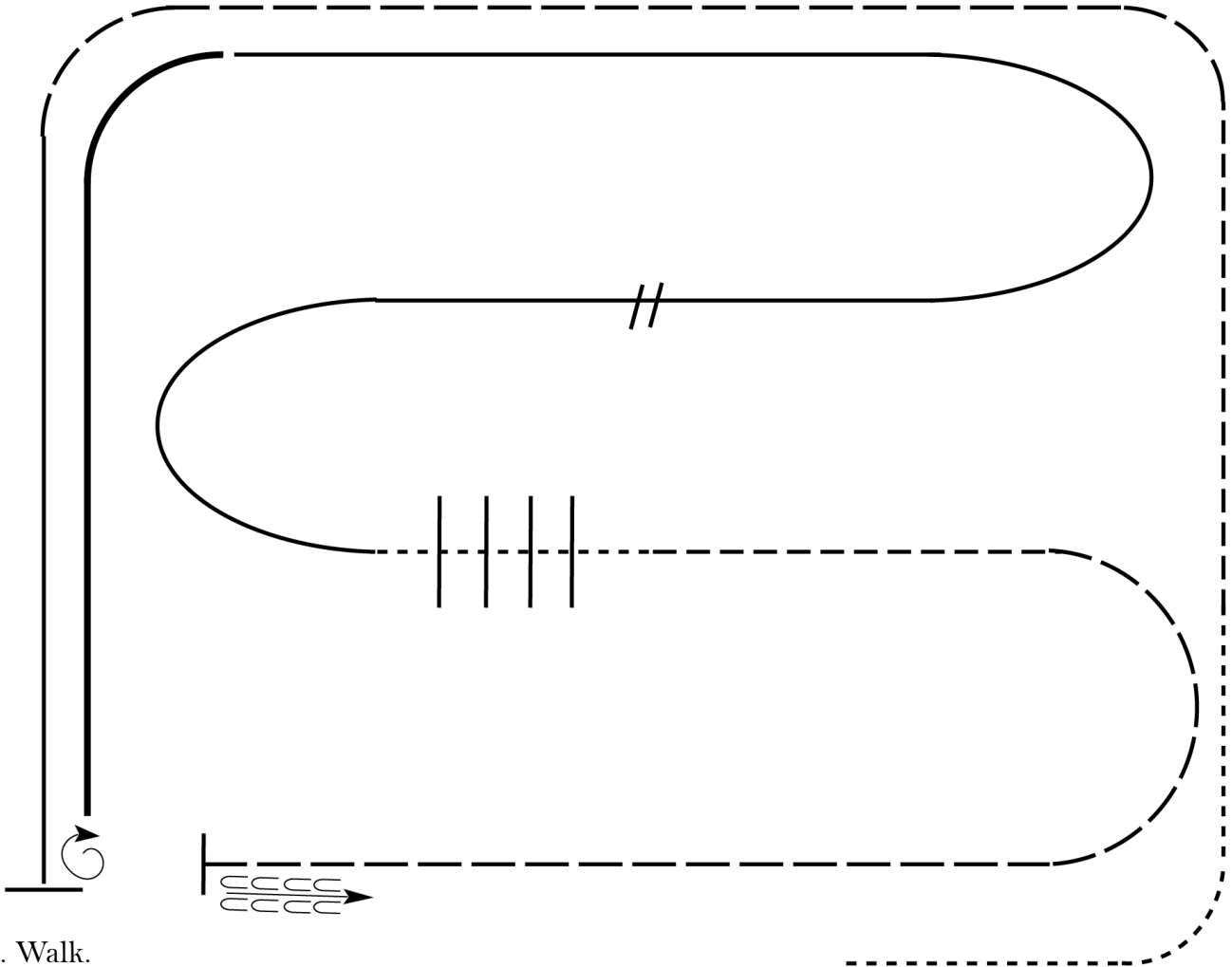
Tom Wilson Memorial Open Show

Ranch Riding (Class 43)

Show Date: 05-25-2024

www.HorseShowPatterns.com

www.HorseShowPatterns.com



1. Walk.
2. Trot
3. Extended trot.
4. Left lead lope
5. Stop, 1 1/2 turn right
6. Extended lope
7. Collect to working lope-right lead
8. Change leads (simple or flying)
9. Walk
10. Walk over logs
11. Trot
12. Extended trot
13. Stop and back

Walk	-----
Jog	-----
Extended Jog	-----
Lope	-----
Lead Change	///
Back	←←←←←
Marker	(B)

[RR/2]

Pattern Provided by:

Brice M. Howell

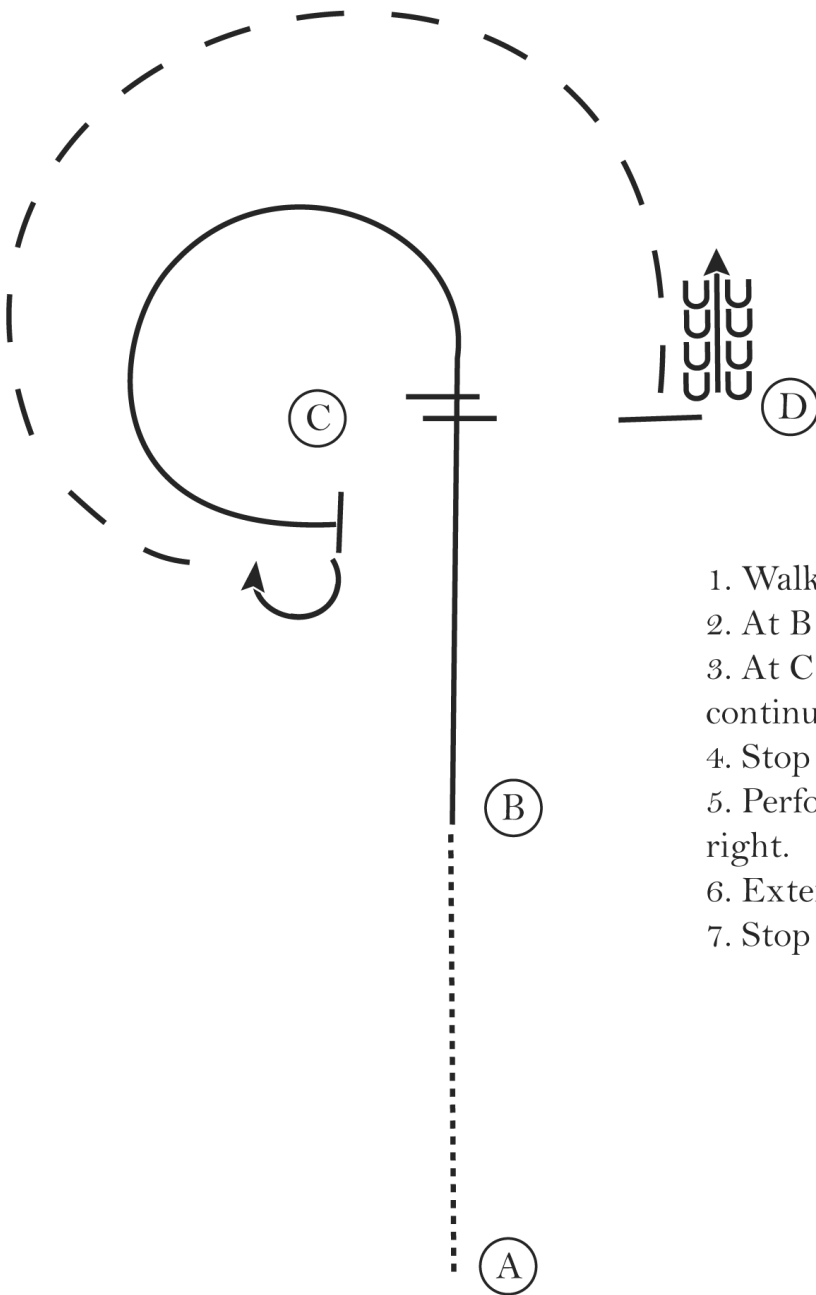
Tom Wilson Memorial Open Show

\$100 Open Horsemanship(Class 32)

Show Date: 05-25-2024

www.HorseShowPatterns.com

www.HorseShowPatterns.com



1. Walk A to B.
2. At B lope on the right lead to C.
3. At C perform a lead change and continue on the left lead around C.
4. Stop at C.
5. Perform a 180 degree turn to the right.
6. Extend the jog around C.
7. Stop at D and back 4 steps.

Walk
Jog	- - - - -
Extended Jog	- - - - -
Lope	—————
Leg Yield	
Lead Change	— / —
Back	←←←←←
Marker	(B)
Sidepass	← - - - - ←

[WH/2-1]

Pattern Provided by:

Brice M. Howell

Tom Wilson Memorial Open Show

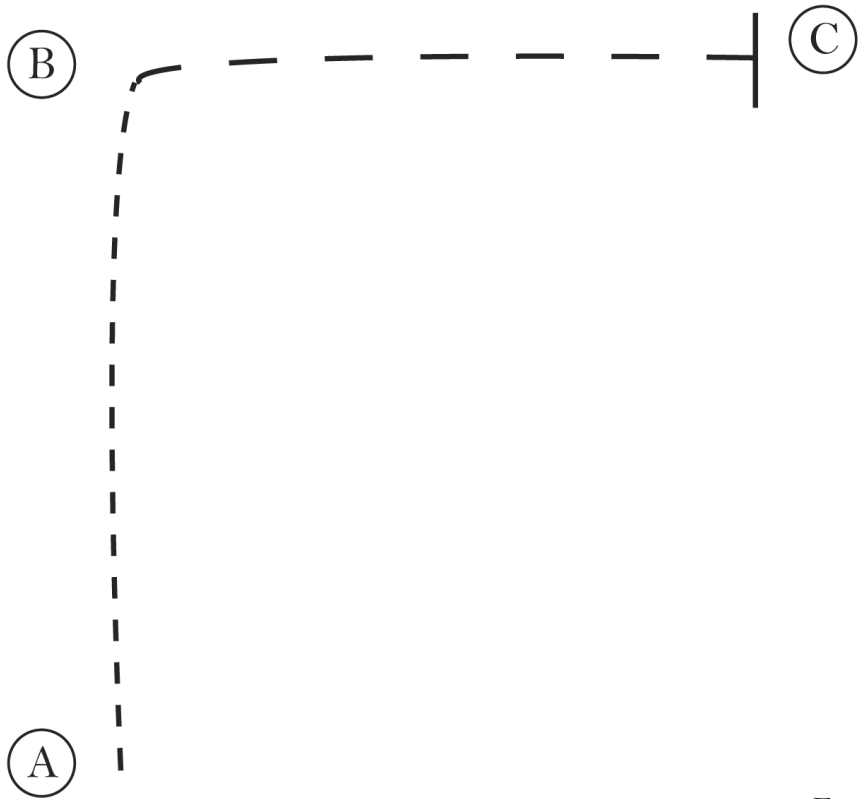
Small Fry Horsemanship (Class 19)

Show Date: 05-25-2024

w w w . H o r s e S h o w P a t t e r n s . c o m

w w w . H o r s e S h o w P a t t e r n s . c o m

1. Jog A to B
2. At B extend the jog to C
3. Stop at C



- Walk (dotted line)
- Jog - - - - - (dashed line)
- Extended Jog - - - - - (long dashed line)
- Lope _____ (solid line)
- Leg Yield ||||| (vertical bars)
- Lead Change / (diagonal line)
- Back ←←←←← (curved arrows pointing left)
- Marker (B) (circle with B)
- Sidepass ←←←←← (dashed line with arrows)

[WH/WT-1]

Pattern Provided by:
Brice M. Howell

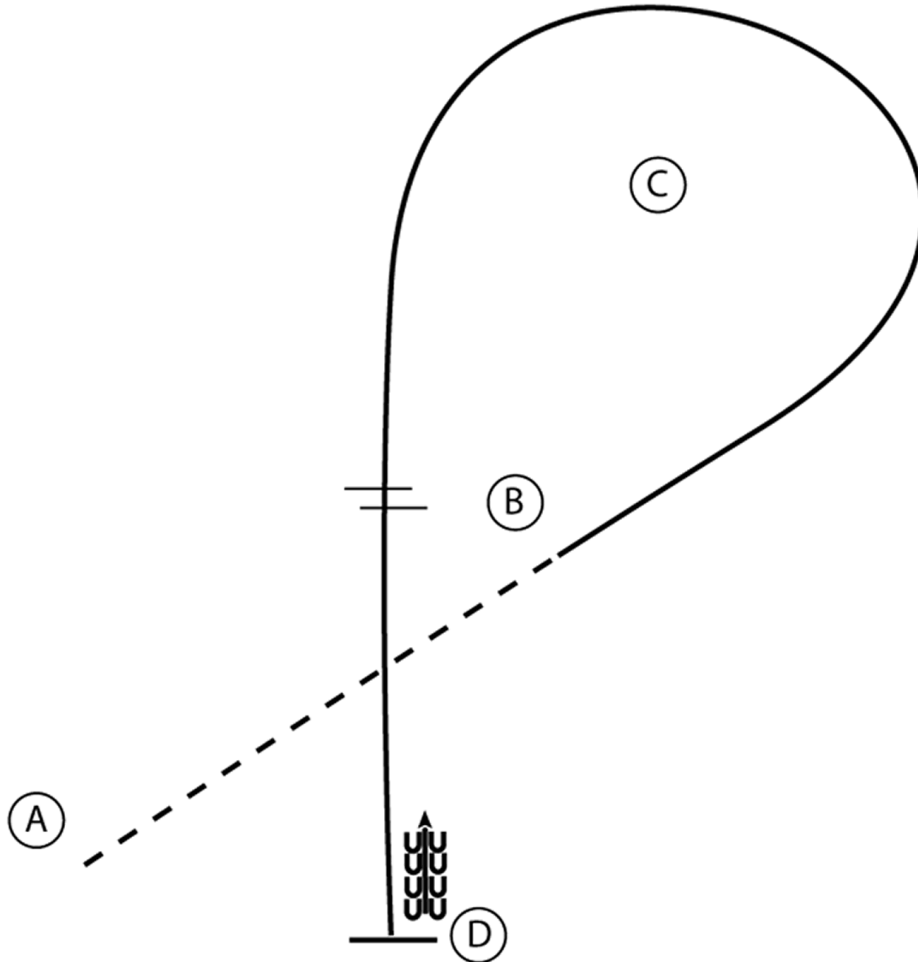
Tom Wilson Memorial Open Show

\$100 Equitation (Class 78 & 79)

Show Date: 05-25-2024

w w w . H o r s e S h o w P a t t e r n s . c o m

w w w . H o r s e S h o w P a t t e r n s . c o m



1. Posting trot, right diagonal, A to B
2. At B canter on the right lead around C to B
3. At B perform a simple lead change and continue to D
4. Stop at D and back approximately one horse length.

Walk
Trot	-----
Extended Trot	-----
Canter	—————
Leg Yield	
Lead Change	—/—
Back	←←←←←
Marker	⊙ (B)
Sidepass	←←←←←

[HSE/2-9]

Pattern Provided by:

Brice M. Howell

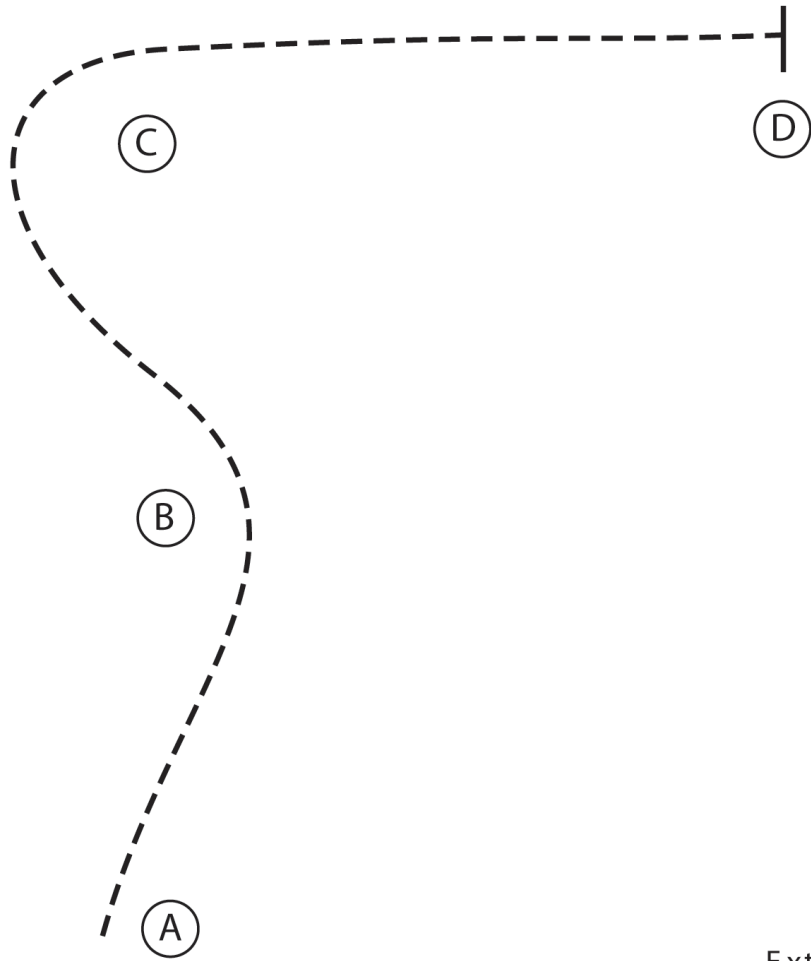
Tom Wilson Memorial Open Show

Small Fry Equitation (Class 66)

Show Date: 05-25-2024

w w w . H o r s e S h o w P a t t e r n s . c o m

w w w . H o r s e S h o w P a t t e r n s . c o m



1. Posting trot A to B and B to and around C showing proper changes of diagonal
2. At C sitting trot to D
3. Stop at D

Walk
Trot	-----
Extended Trot	-----
Canter	—————
Leg Yield	
Lead Change	↘
Back	←←←←←
Marker	⊙ (B)
Sidepass	←←←←←

[HSE/WT-6]

Pattern Provided by:

Brice M. Howell

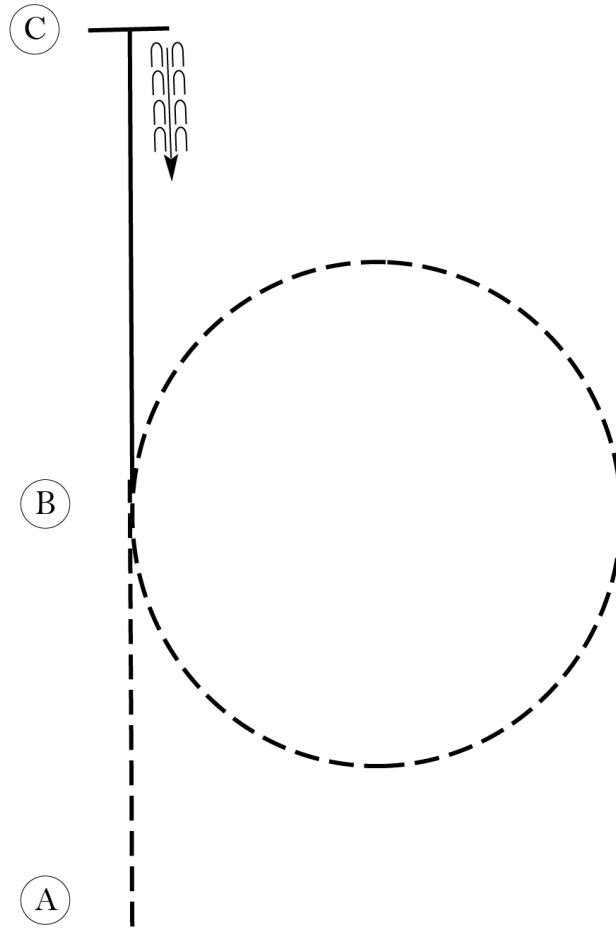
Tom Wilson Memorial Open Show

All Open Equitation (Class 81, 83, 85, 87, 89)

Show Date: 05-25-2024

w w w . H o r s e S h o w P a t t e r n s . c o m

w w w . H o r s e S h o w P a t t e r n s . c o m



Be ready before A.

1. Sitting trot A to B.
2. At B, posting trot circle to the right on proper diagonal.
3. At B, canter on the left lead to C.
4. Stop at C and back approximately one horse length.

Walk	-----
Trot	- - - - -
Extended Trot	— — — — —
Canter	—————
Leg Yield	
Lead Change	↙ ↘
Back	← ← ← ← ←
Marker	⊙
Sidepass	← — — — — →
Hand Gallop	— — — — —

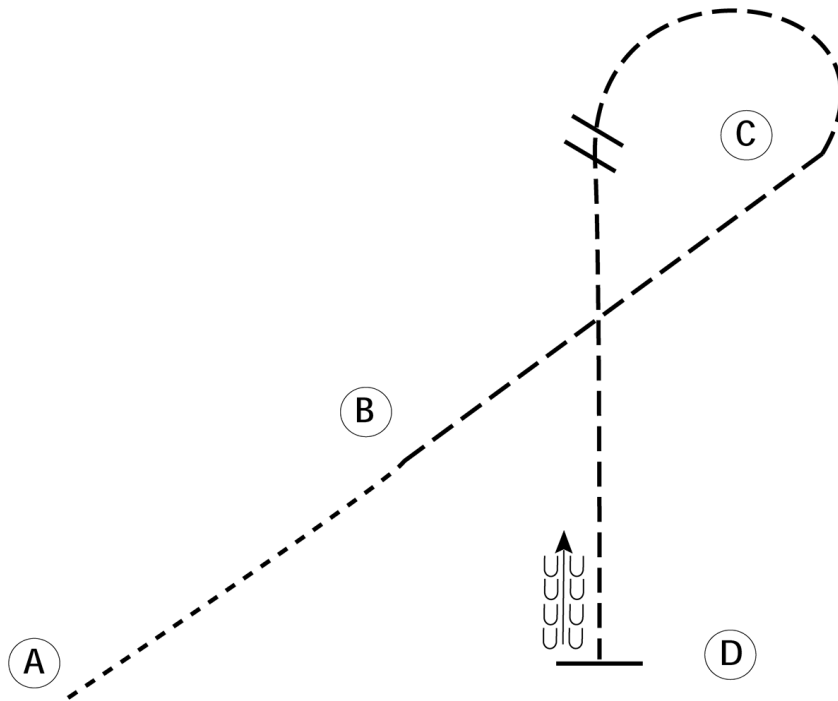
[HSE/1-2]

Pattern Provided by:
Brice M. Howell

Tom Wilson Memorial Open Show

All Walk Trot Equitation (Class 80, 82, 84, 86, 88)

Show Date: 05-25-2024



Be ready at A.

1. Walk from A to B.
2. Sitting trot from B to C.
3. At C, posting trot on the right diagonal.
4. At C, change diagonals.
5. Posting trot on the left diagonal to D.
6. Stop at D. Back approximately one horse length.
7. Follow the instructions of your ring steward.

Walk	-----
Trot	- - - - -
Extended Trot	-----
Canter	—————
Leg Yield	
Lead Change	↙ ↘
Back	← ← ← ← ←
Marker	⊙
Sidepass	← — — — — →
Hand Gallop	—————

[HSE/WT-15]

Pattern Provided by:

Brice M. Howell