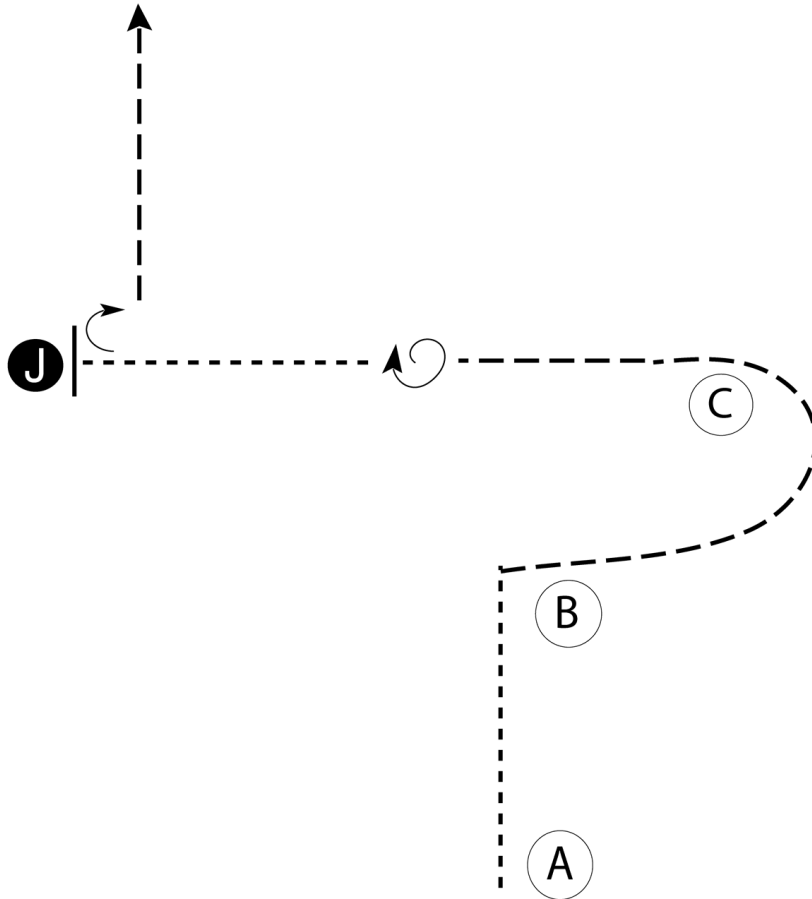


Heart's Delight Spring Premier

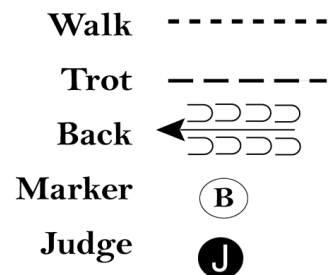
1. Adult Showmanship, 19

Show Date: 05-25-2024



Be ready at A.

1. Walk to B.
2. Trot from B and around C as shown.
3. Halfway between C and the judge, stop and do a 360 degree turn.
4. Walk to judge and set up for inspection.
5. When dismissed, do a 90 degree turn and trot away.



[S/2-21]

Pattern Provided by:

Connor Bryant

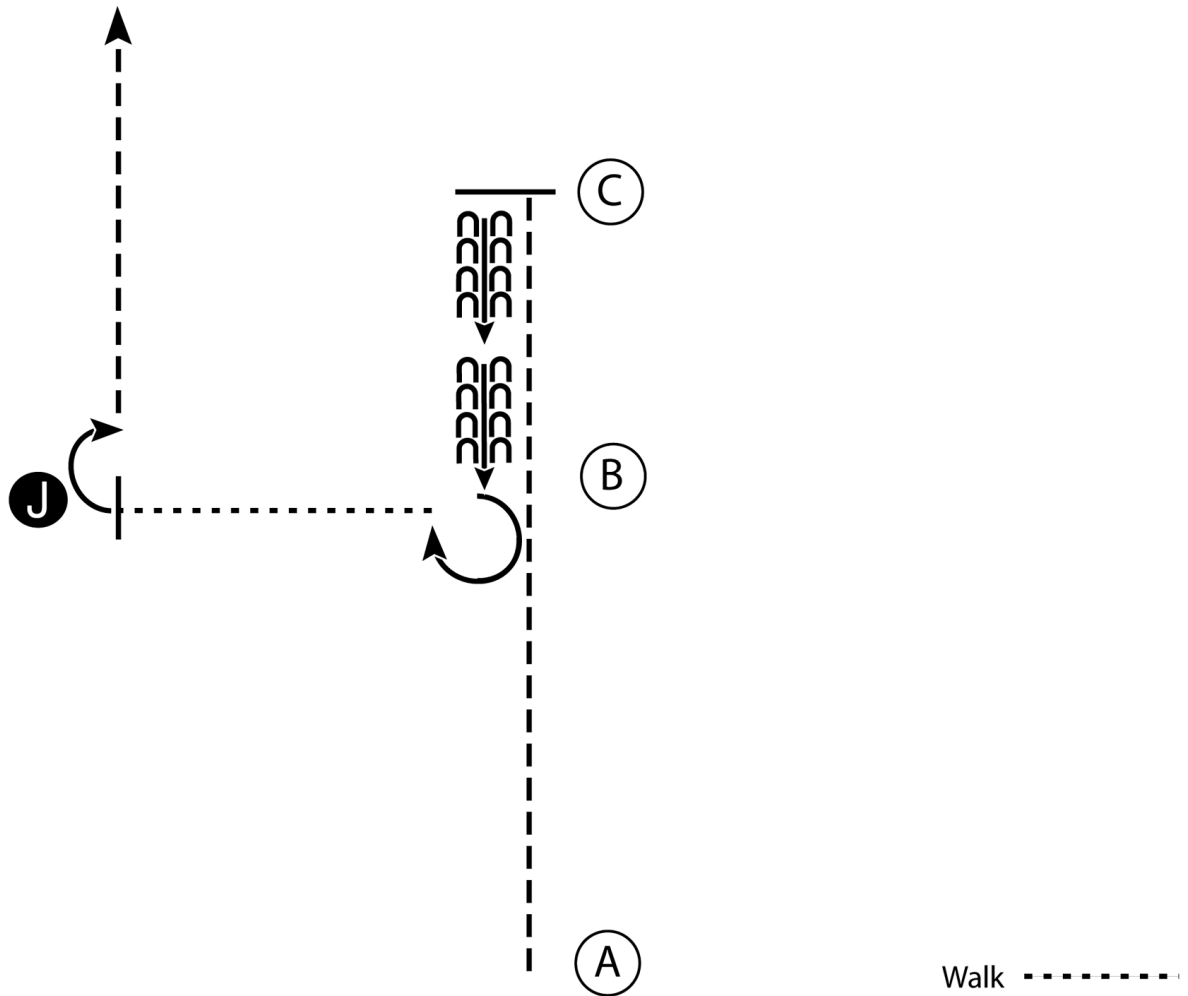
Heart's Delight Spring Premier

2. Sr. Showmanship, 14-18 Years Old

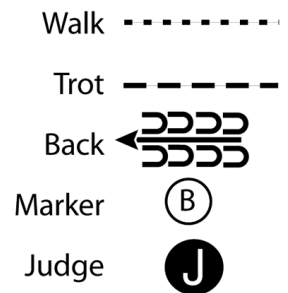
Show Date: 05-25-2024

w w w . H o r s e S h o w P a t t e r n s . c o m

w w w . H o r s e S h o w P a t t e r n s . c o m



1. Trot from A to C.
2. Stop and back to B.
3. Perform a 270 degree turn and walk to the Judge.
4. Stop and set up for inspection.
5. When dismissed perform a 90 degree turn and trot to line-up.



[S/2-14]

Pattern Provided by:

Connor Bryant

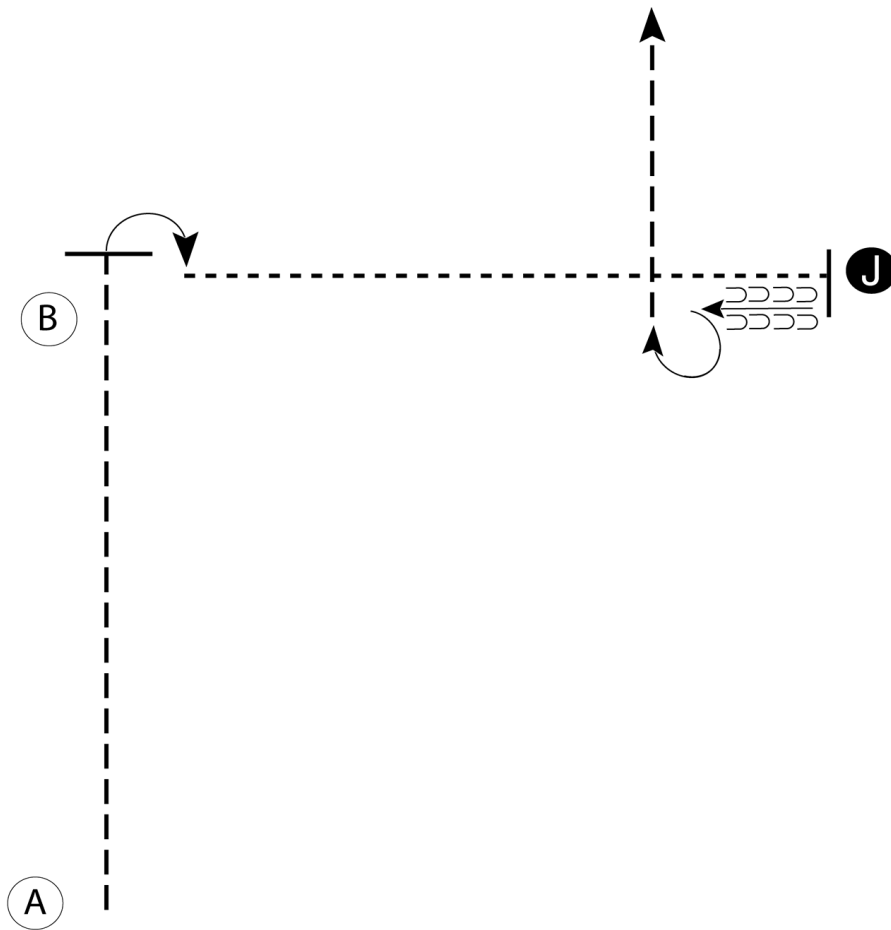
Heart's Delight Spring Premier

3. Jr. Showmanship, 13

Show Date: 05-25-2024

w w w . H o r s e S h o w P a t t e r n s . c o m

w w w . H o r s e S h o w P a t t e r n s . c o m



1. Begin at A. Trot from A past B
2. Stop and perform a 90 degree turn
3. Walk to the Judge, stop and set up for inspection
4. When dismissed back one horse length and perform a 270 degree turn
5. Trot to the line-up

Walk	-----
Trot	- - - - -
Back	←
Marker	Ⓟ
Judge	Ⓝ

[S/1-14]

Pattern Provided by:

Connor Bryant

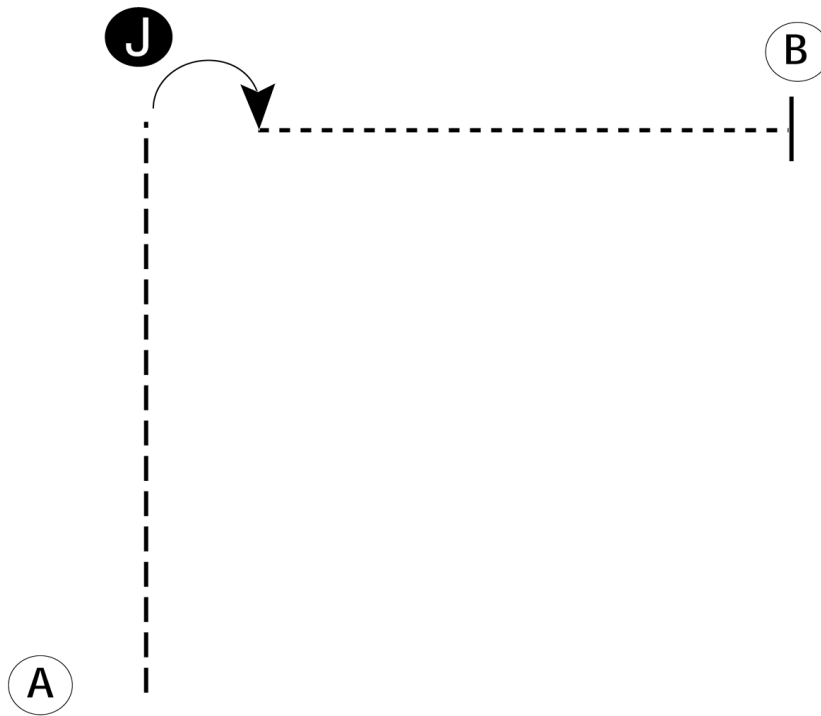
Heart's Delight Spring Premier

4. Beginner Rider Showmanship

Show Date: 05-25-2024

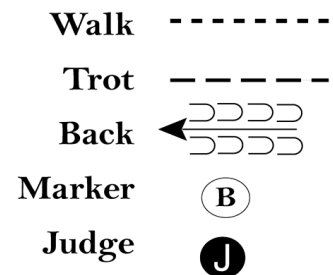
w w w . H o r s e S h o w P a t t e r n s . c o m

w w w . H o r s e S h o w P a t t e r n s . c o m



Be ready at A.

1. Trot from A to Judge.
2. Stop and set up for inspection.
3. When dismissed, perform a 90 degree turn.
4. Walk away from judge to B.
5. Stop at B.
6. Follow the instructions of your ring steward.



[S/WT-8]

Pattern Provided by:

Connor Bryant

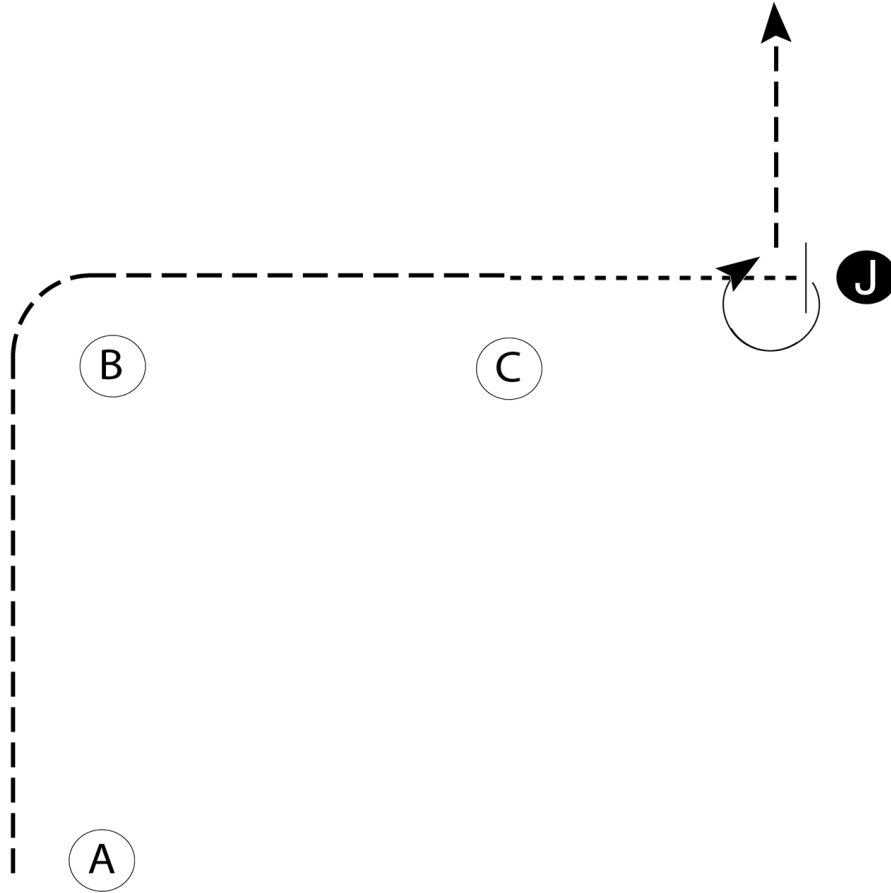
Heart's Delight Spring Premier

5. Walk/Trot Showmanship, 12

Show Date: 05-25-2024

w w w . H o r s e S h o w P a t t e r n s . c o m

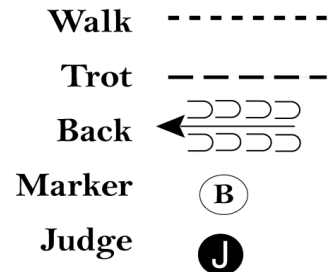
w w w . H o r s e S h o w P a t t e r n s . c o m



Be ready at A.

1. Jog from A around B and to C.
2. Walk from C to Judge and set up for inspection
3. When dismissed perform a 270 degree turn and trot to lineup.

Follow the instructions of your ring steward.



[S/1-26]

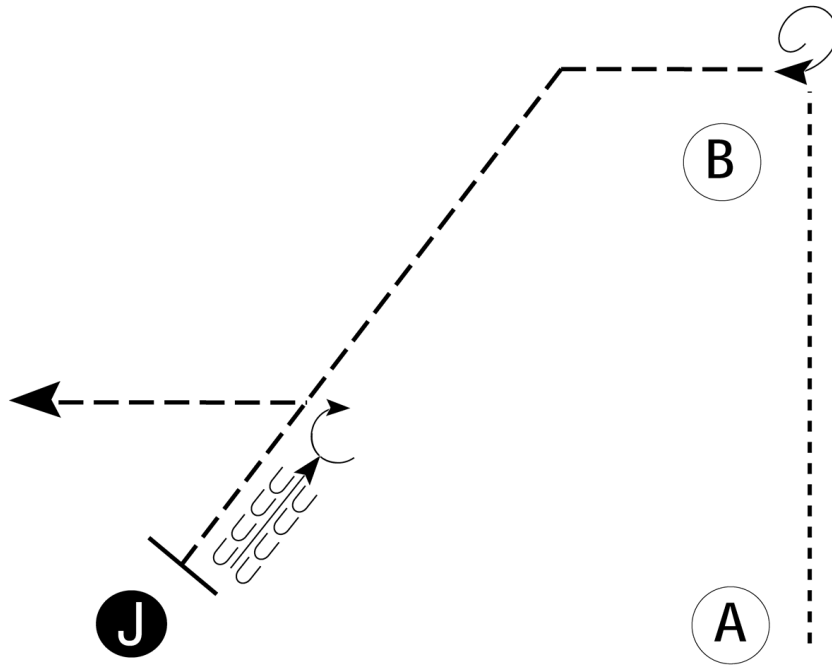
Pattern Provided by:

Connor Bryant

Heart's Delight Spring Premier

11. ARHA Showmanship

Show Date: 05-25-2024



Be ready at A.

1. Walk to and slightly past B.
2. Perform a 270 degree turn.
3. Trot straight away and then in an arc toward judge.
4. Stop and set up for inspection.
5. When dismissed, back approximately one horse length.
6. Turn approximately 45 degrees and trot straight away.

Follow the instructions of your ring steward.

Walk	-----
Trot	—————
Back	← ⇐⇐⇐⇐
Marker	Ⓚ
Judge	Ⓝ

[S/3-37]

Pattern Provided by:

Connor Bryant

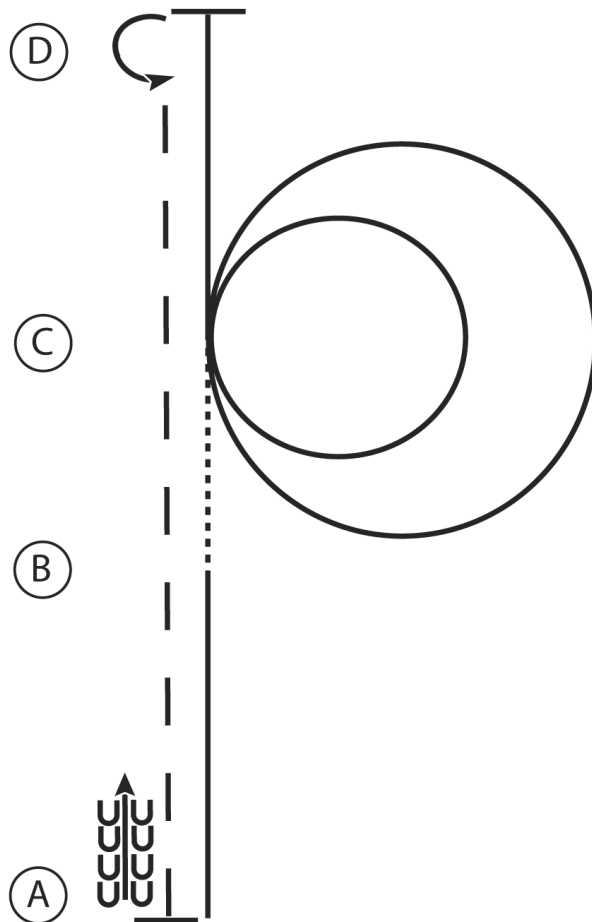
Heart's Delight Spring Premier

45. ARHA Horsemanship

Show Date: 05-25-2024

w w w . H o r s e S h o w P a t t e r n s . c o m

w w w . H o r s e S h o w P a t t e r n s . c o m



1. Lope on the left lead A to B
2. At B walk to C
3. At C lope a large fast circle to the right on the right lead followed by a small slow circle to the right on the right lead
4. Continue the lope to D
5. At D stop and perform a 180 degree turn to the left
6. Extend the jog to A
7. At A stop and back 4 steps

Walk
Jog	-----
Extended Jog	-----
Lope	—————
Leg Yield	
Lead Change	↘
Back	←←←←
Marker	(B)
Sidepass	←←←←

[WH/3-7]

Pattern Provided by:

Connor Bryant

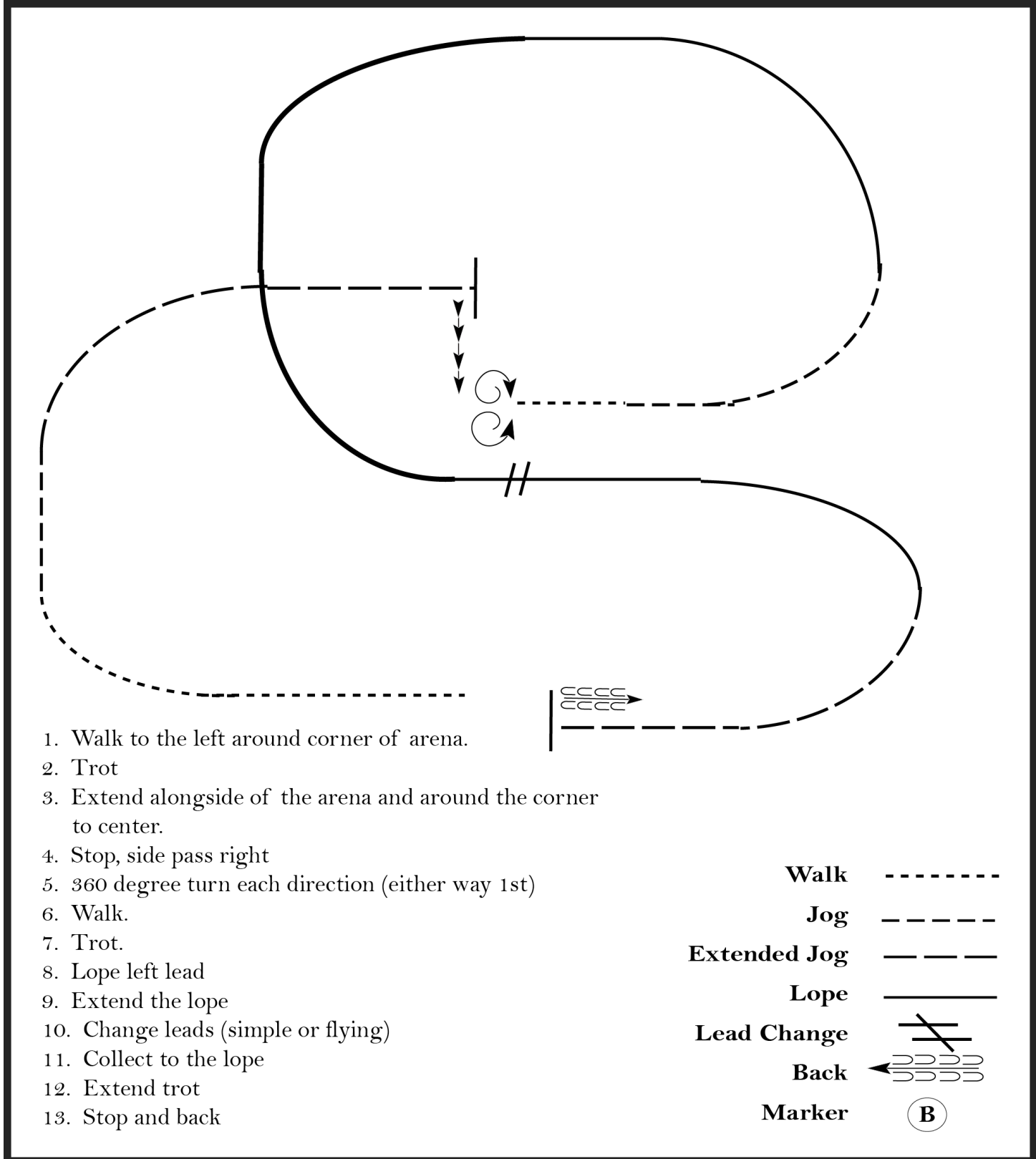
Heart's Delight Spring Premier

44. ARHA Ranch Riding

Show Date: 05-25-2024

w w w . H o r s e S h o w P a t t e r n s . c o m

w w w . H o r s e S h o w P a t t e r n s . c o m



1. Walk to the left around corner of arena.
2. Trot
3. Extend alongside of the arena and around the corner to center.
4. Stop, side pass right
5. 360 degree turn each direction (either way 1st)
6. Walk.
7. Trot.
8. Lope left lead
9. Extend the lope
10. Change leads (simple or flying)
11. Collect to the lope
12. Extend trot
13. Stop and back

- | | |
|--------------|-----------|
| Walk | |
| Jog | - - - - - |
| Extended Jog | - - - - - |
| Lope | ————— |
| Lead Change | /// |
| Back | ← — — — — |
| Marker | (B) |

[RR/3]

Pattern Provided by:
Connor Bryant