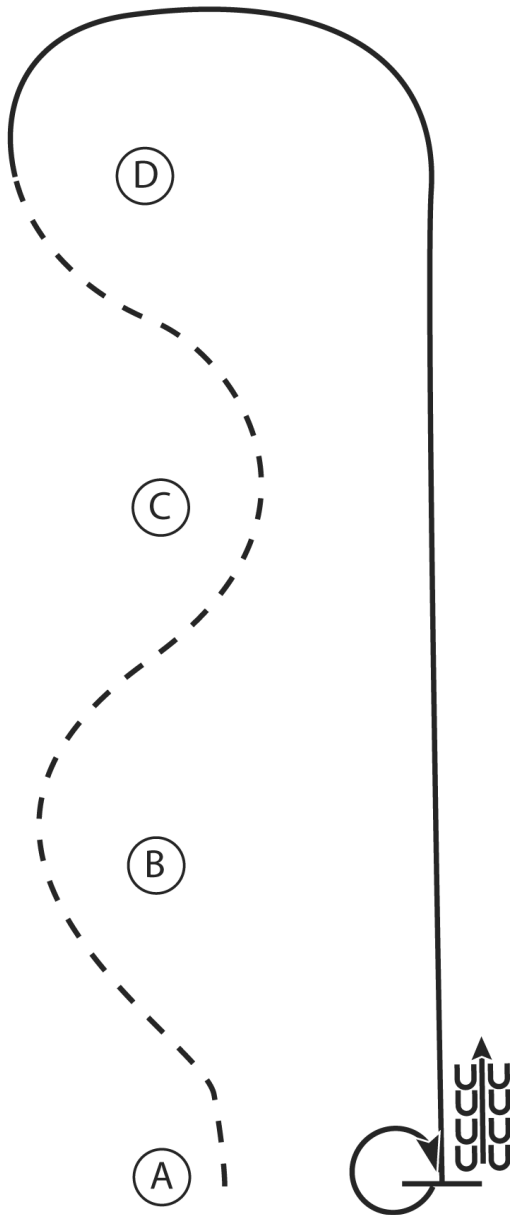


# 2024 State of MS Championship Horse Show Hunt Seat Eq (All Ages)

Show Date:

www.HorseShowPatterns.com

www.HorseShowPatterns.com



1. Posting trot around A and B
2. When between B and C perform a sitting trot around C to D
3. At D canter on the right lead around D to A
4. At A stop and perform a 360 degree turn to the right on the hindquarters
5. Back 4 steps

Walk	.....
Trot	- - - - -
Extended Trot	- - - - -
Canter	—————
Leg Yield	
Lead Change	↘
Back	←←←←← ←←←←←
Marker	(B)
Sidepass	←- - - - - ←

[HSE/2-6]

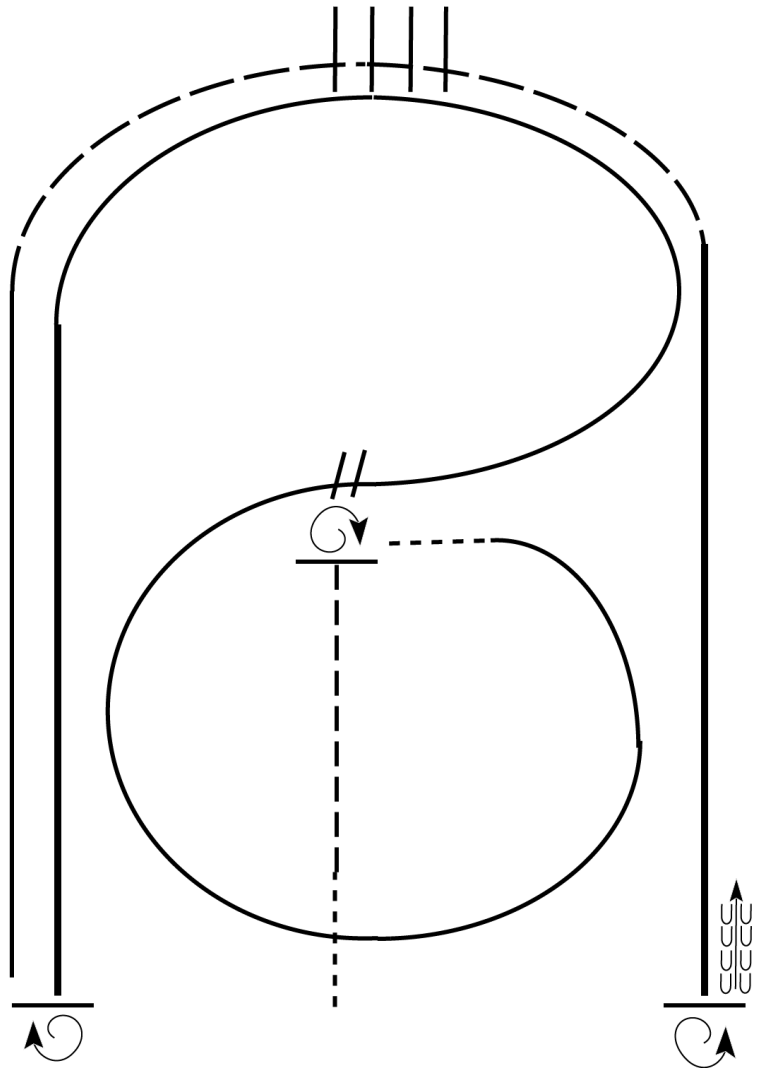
Pattern Provided by:

# 2024 State of MS Championship Horse Show Ranch Riding (All Ages)

Show Date:

www.HorseShowPatterns.com

www.HorseShowPatterns.com



1. Walk
2. Jog
3. Stop, do a 1 1/4 turn to the right
4. Walk. Then, lope small circle on the right lead
5. Change leads, (simple or flying) lope left lead around end of the arena
6. Extend the lope on the left lead
7. Stop, do a 2 1/2 turns right
8. Lope straight on the right lead
9. Extend the jog around end of the arena across poles/logs
10. Extend the lope on right lead
11. Stop, do 2 turns left
12. Back

<b>Walk</b>	-----
<b>Jog</b>	- - - - -
<b>Extended Jog</b>	— — — —
<b>Lope</b>	—————
<b>Lead Change</b>	⧘
<b>Back</b>	←←←←←
<b>Marker</b>	(B)

[RR/6]

Pattern Provided by:

# 2024 State of MS Championship Horse Show Ranch Trail (All Ages)

Show Date:

www.HorseShowPatterns.com

www.HorseShowPatterns.com

1. Lope on the right lead over logs.

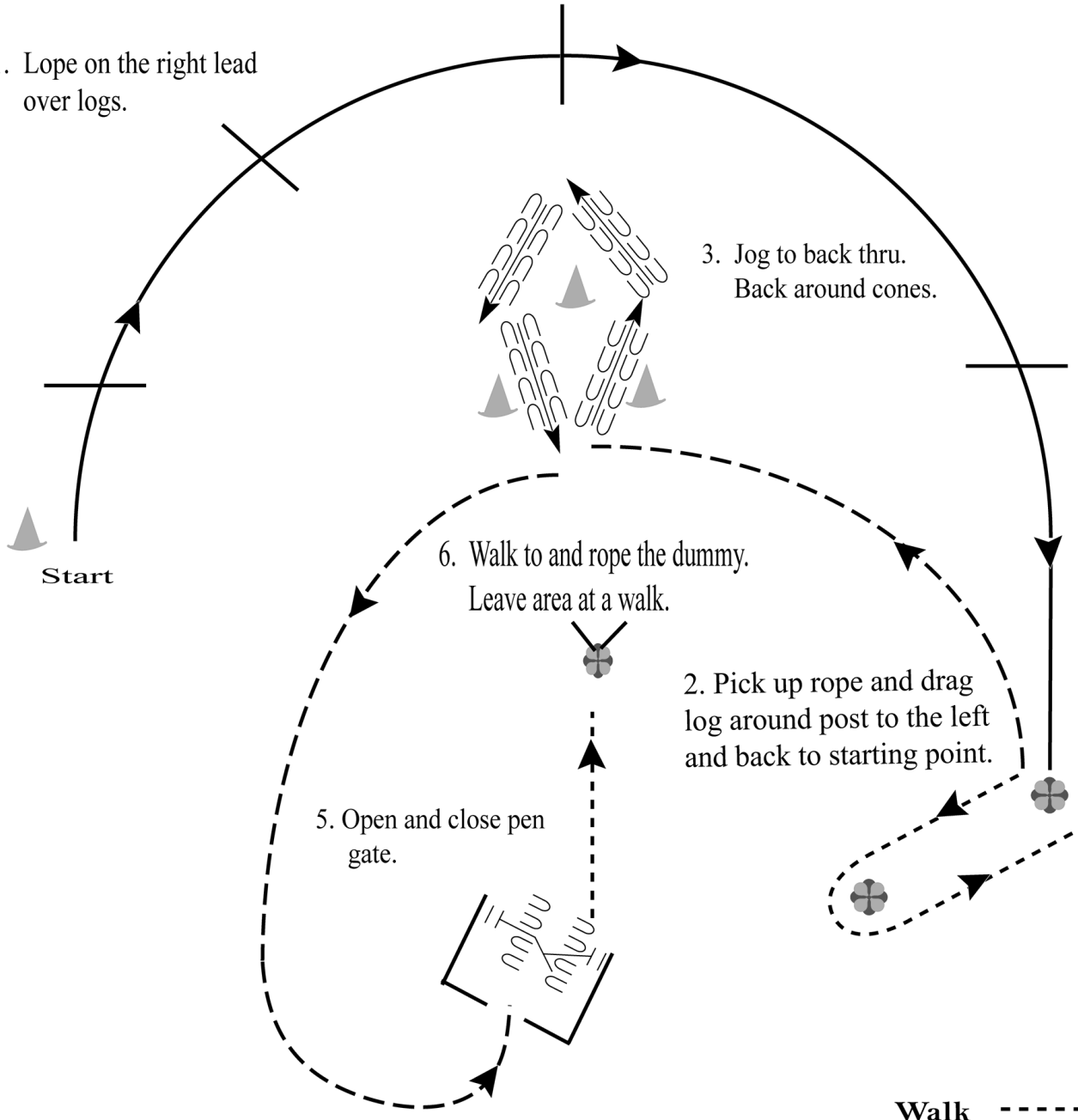
3. Jog to back thru. Back around cones.

2. Pick up rope and drag log around post to the left and back to starting point.

6. Walk to and rope the dummy. Leave area at a walk.

5. Open and close pen gate.

4. Jog to pen. Enter pen, dismount, and pick up all 4 of your horse's feet.



- Walk -----
- Jog - - - - -
- Extended Jog - - - - -
- Lope \_\_\_\_\_
- Log Drag (dotted arc)

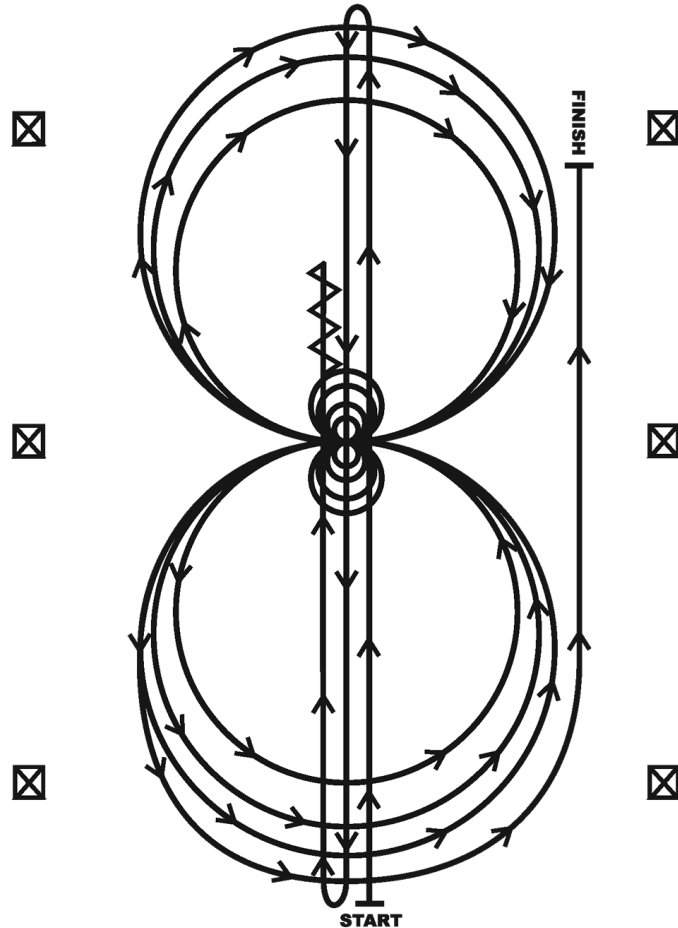
[RT/1]

Pattern Provided by:

# 2024 State of MS Championship Horse Show Reining (All Ages)

Show Date:

## REINING PATTERN I



1. Run at speed to the far end of the arena past the endmarker and do a left rollback—no hesitation.
2. Run to the opposite end of the arena past the end marker and do a right rollback—no hesitation.
3. Run past the center marker and do a sliding stop. Back up to center of the arena or at least ten feet (three meters). Hesitate.
4. Complete four spins to the right. Hesitate.
5. Complete four and one-quarter spins to the left so that horse is facing left wall or fence. Hesitate.
6. Beginning on the left lead, complete three circles to the left: the first circle large and fast; the second circle small and slow; the third circle large and fast. Change leads at the center of the arena.
7. Complete three circles to the right: the first circle large and fast; the second circle small and slow; the third circle large and fast. Change leads at the center of the arena.
8. Begin a large circle to the left but do not close this circle. Run straight up the right side of the arena past the center marker and do a sliding stop at least twenty feet (six meters) from wall or fence. Hesitate to demonstrate the completion of the pattern.

[R/AQHAP-1]

Pattern Provided by:

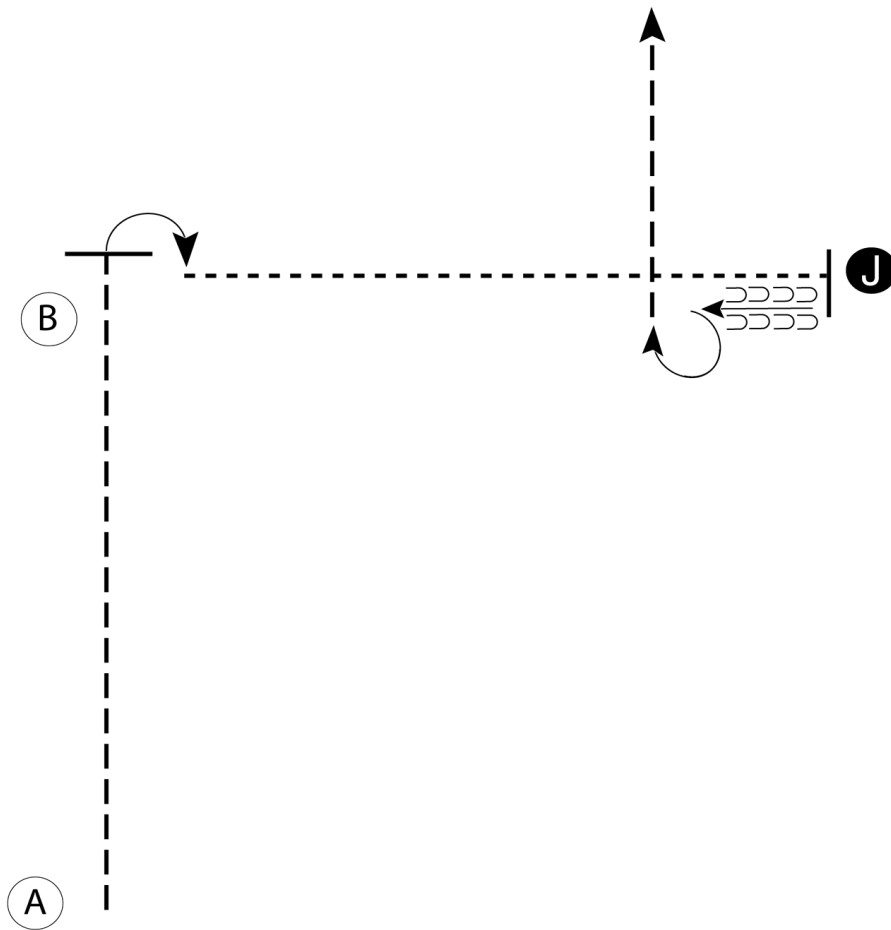
# 2024 State of MS Championship Horse Show

## Showmanship (17 and under)

Show Date:

w w w . H o r s e S h o w P a t t e r n s . c o m

w w w . H o r s e S h o w P a t t e r n s . c o m



1. Begin at A. Trot from A past B
2. Stop and perform a 90 degree turn
3. Walk to the Judge, stop and set up for inspection
4. When dismissed back one horse length and perform a 270 degree turn
5. Trot to the line-up

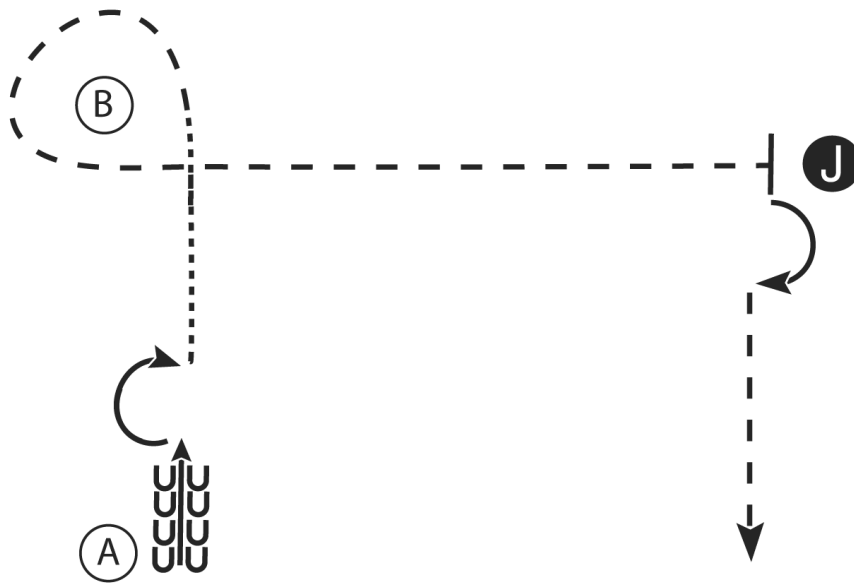
- Walk -----
- Trot - - - - -
- Back ←
- Marker (B)
- Judge (J)

[S/1-14]

Pattern Provided by:

# 2024 State of MS Championship Horse Show Showmanship (18 and over)

Show Date:



1. At A back 4 steps
2. Perform a 180 degree turn
3. Walk to B
4. At B trot around B and to the judge, set up for inspection
5. When dismissed perform a 90 degree turn and trot straight away from the judge

Walk - - - - -

Trot - - - - -

Back ←

Marker (B)

Judge (J)

w w w . H o r s e S h o w P a t t e r n s . c o m

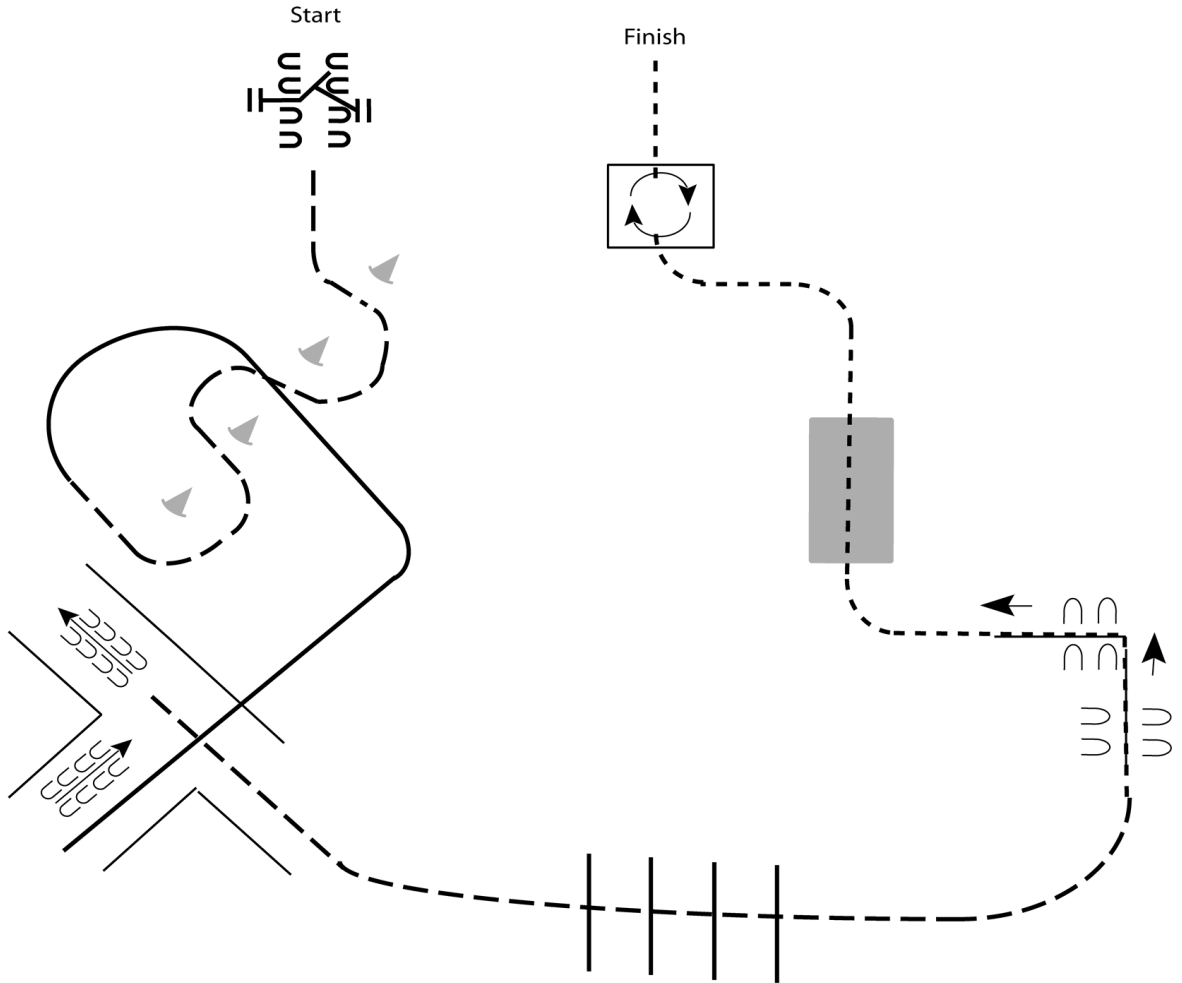
w w w . H o r s e S h o w P a t t e r n s . c o m

[S/2-1]

Pattern Provided by:

# 2024 State of MS Championship Horse Show Trail (17 and under)

Show Date:



Be ready at start

1. Work gate with the left hand.
2. Jog through cones
3. Lope right lead into chute
4. Back the L
5. Jog over poles to sidepass
6. Sidepass left over poles
7. Walk over bridge and into box
8. Perform a 360 degree turn to the right, walk out of box and to finish

<b>Walk</b>	-----
<b>Jog</b>	- - - - -
<b>Extended Jog</b>	-----
<b>Lope</b>	—————
<b>Leg Yield</b>	
<b>Lead Change</b>	—/—
<b>Back</b>	←←←←←
<b>Marker</b>	Ⓚ
<b>Sidepass</b>	←-----→

[T/1-2]

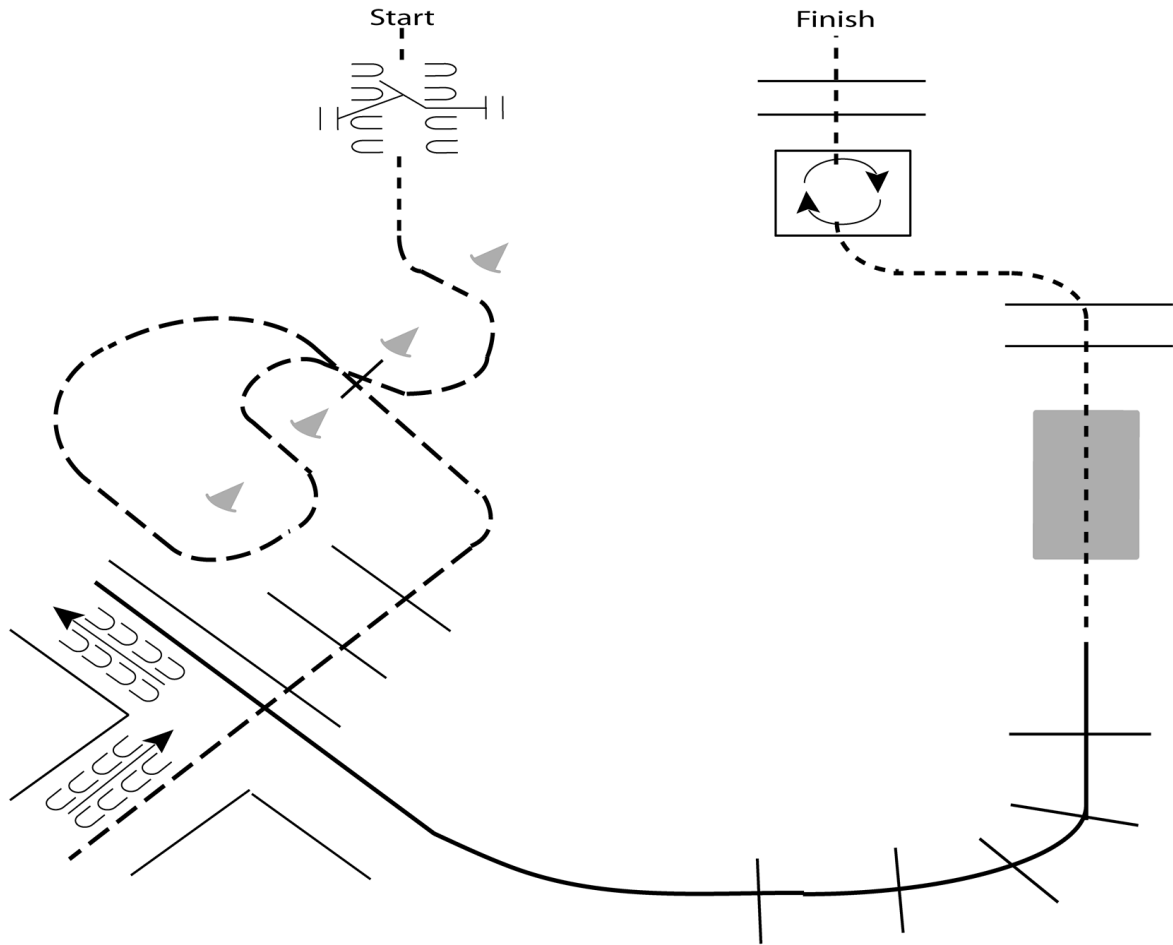
Pattern Provided by:

w w w . H o r s e S h o w P a t t e r n s . c o m

w w w . H o r s e S h o w P a t t e r n s . c o m

# 2024 State of MS Championship Horse Show Trail (18 and over)

Show Date:



1. Walk to and work gate.
2. Jog through cones, over pole and into chute.
3. Back the L.
4. Lope on the left lead over poles to bridge.
5. Walk over bridge and elevated poles.
6. Walk into box and perform a 360 degree turn to the right.
7. Walk out of box and over elevated poles to finish.

<b>Walk</b>	-----
<b>Jog</b>	-----
<b>Extended Jog</b>	-----
<b>Lope</b>	-----
<b>Leg Yield</b>	
<b>Lead Change</b>	---/---
<b>Back</b>	← u u u u u u
<b>Marker</b>	Ⓚ
<b>Sidepass</b>	←-----→

[T/2-4]

Pattern Provided by:

www.HorseShowPatterns.com

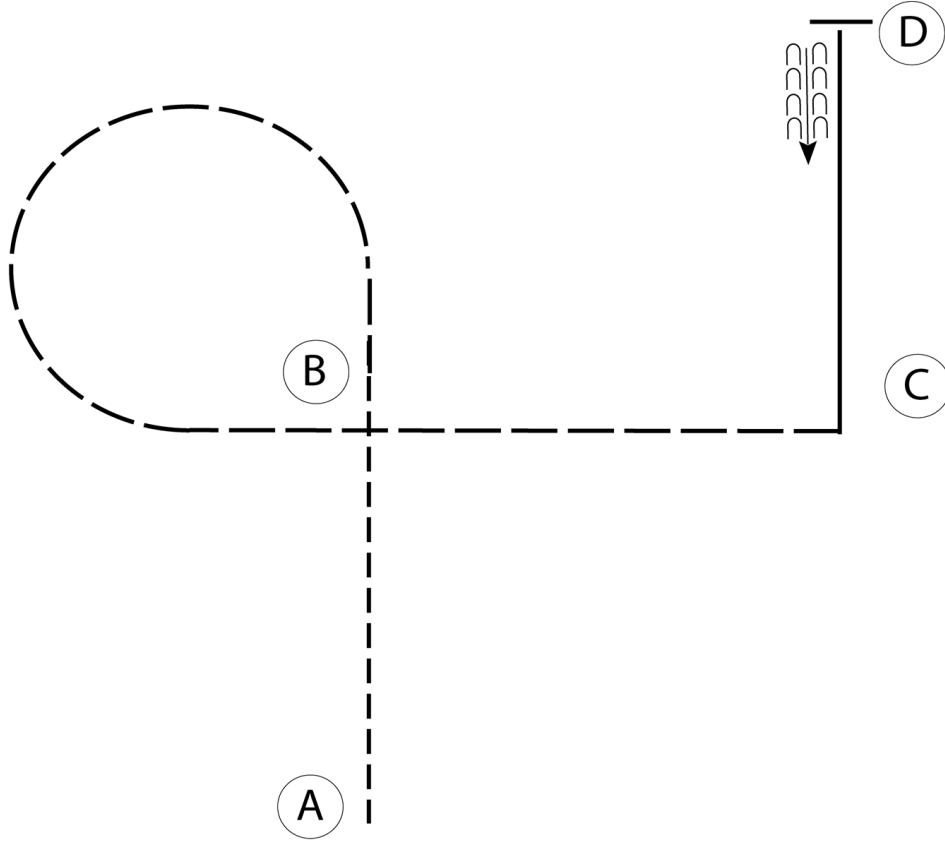
www.HorseShowPatterns.com



# 2024 State of MS Championship Horse Show

## Western Horsemanship (All Ages)

Show Date:



Be ready at A.

1. Jog to B.
2. At B, extend the jog in a circle around B.
3. Continue the extended jog toward C.
4. Turn a corner at C and lope on the left lead to D.
5. At D, stop and back approximately one horse length.

Follow the instructions of your ring steward.

<b>Walk</b>	-----
<b>Jog</b>	-----
<b>Extended Jog</b>	-----
<b>Lope</b>	—————
<b>Leg Yield</b>	
<b>Lead Change</b>	—/—
<b>Back</b>	← ←←← ←←←
<b>Marker</b>	(B)
<b>Sidepass</b>	←-----→

[WH/2-9]

**Pattern Provided by:**

www.HorseShowPatterns.com

www.HorseShowPatterns.com

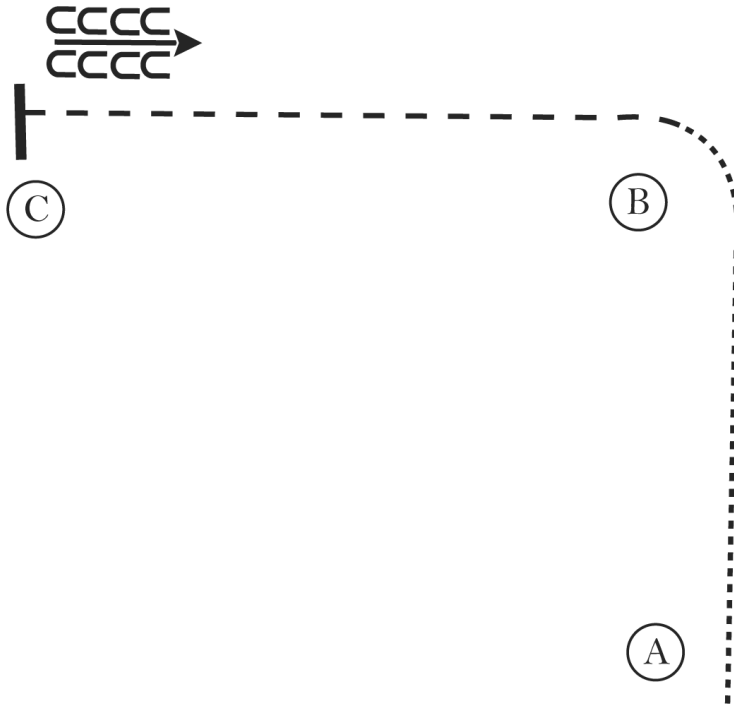
# 2024 State of MS Championship Horse Show

## Western Horsemanship (Walk Trot)

Show Date:

w w w . H o r s e S h o w P a t t e r n s . c o m

w w w . H o r s e S h o w P a t t e r n s . c o m



1. Walk A to B
2. Jog B to C
3. At C stop and back

Walk	
Jog	
Extended Jog	
Lope	
Leg Yield	
Lead Change	
Back	
Marker	
Sidepass	

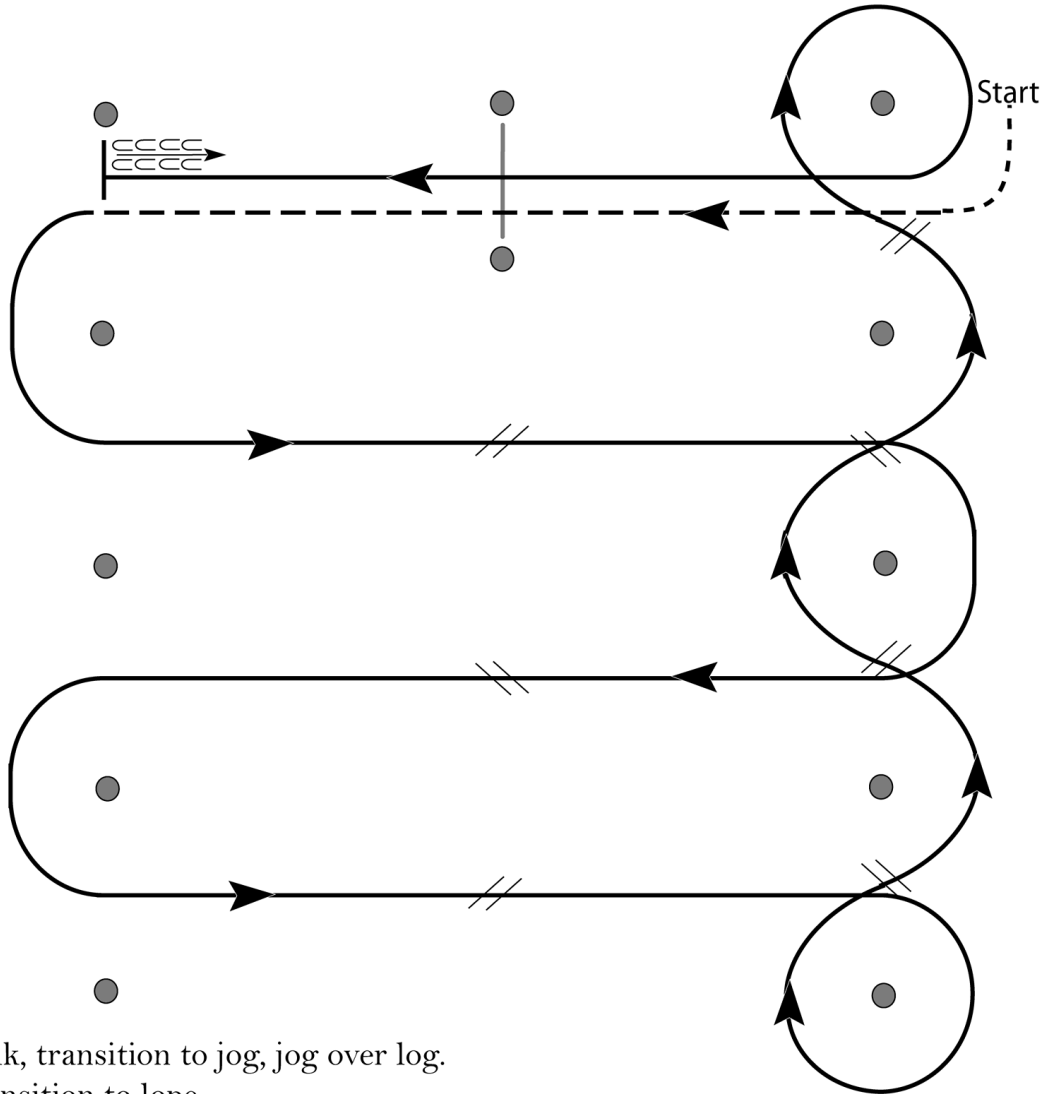
[WH/WT-4]

Pattern Provided by:

# 2024 State of MS Championship Horse Show

## Western Riding (All Ages)

Show Date:



1. Walk, transition to jog, jog over log.
2. Transition to lope.
3. First crossing change.
4. Second crossing change.
5. Third crossing change.
6. Circle and first line change.
7. Second line change.
8. Third line change.
9. Fourth line change and circle.
10. Lope log.
11. Lope, stop and back.

[WR/OP-2]

Pattern Provided by: