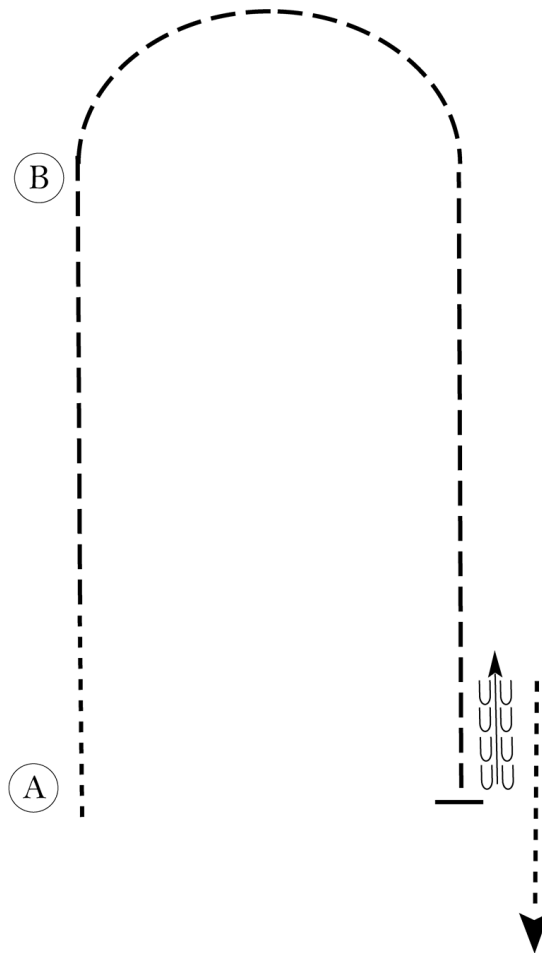


Tom Wilson Memorial Open Show

Equitation (All Walk Trots and Small Fry)

Show Date: 05-24-2025



Be ready at A.

1. Walk approximately 2 horse lengths.
2. Posting trot on the left diagonal to B.
3. Sitting trot in a half circle until even with B.
4. Posting trot on the right diagonal until even with A.
5. Halt and back approximately one horse length.
6. Exit pattern at a walk.

Follow the instructions of your ring steward.

Walk	-----
Trot	-----
Extended Trot	-----
Canter	=====
Leg Yield	
Lead Change	///
Back	←←←
Marker	(B)
Sidepass	←-----→
Hand Gallop	=====

[HSE/WT-56]

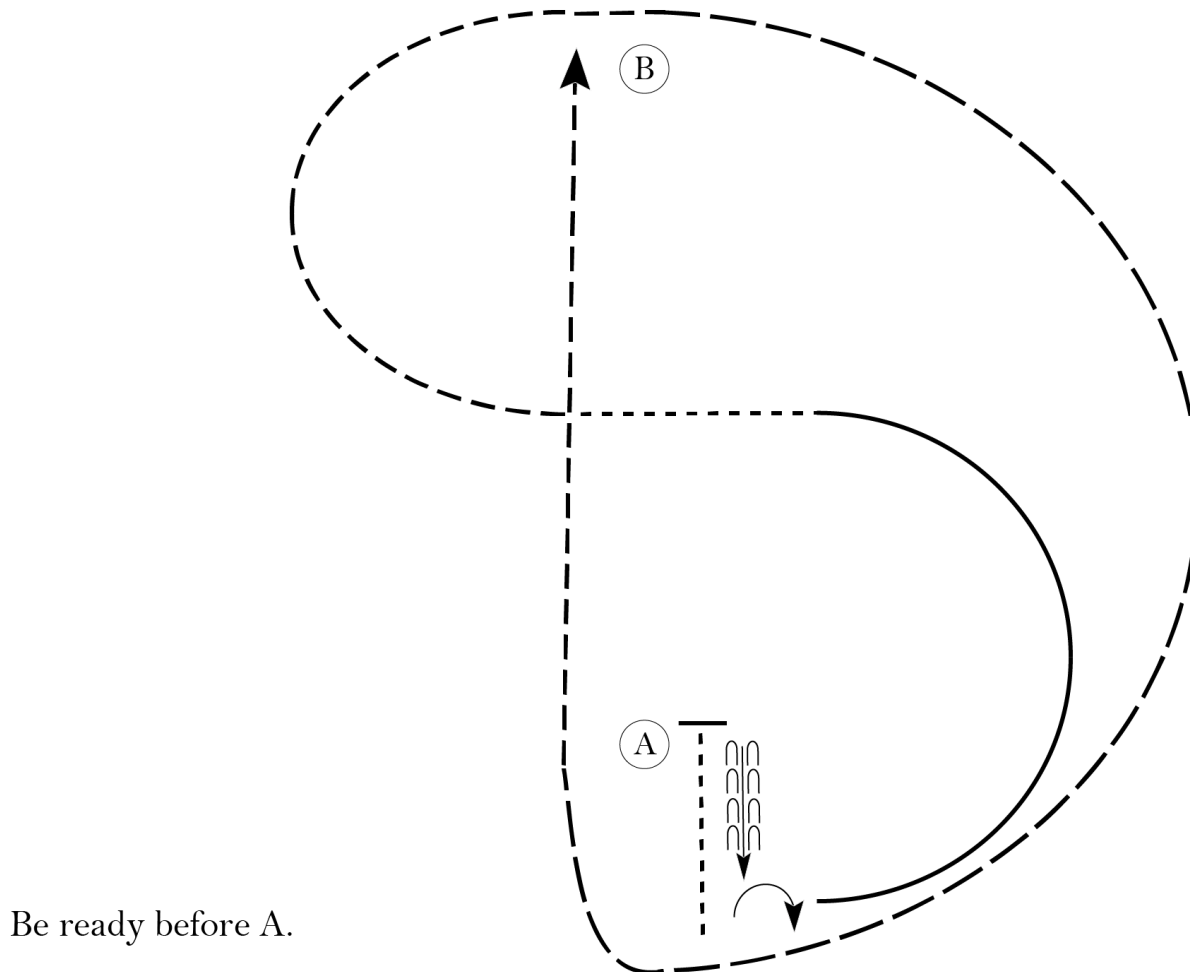
Pattern Provided by:

Allen Mitchels

Tom Wilson Memorial Open Show

Equitation (\$100 Open)

Show Date: 05-24-2025



1. Walk to A, stop and back approximately one horse length.
2. Perform a 90 degree forehand turn right.
3. Canter on the left lead in a half circle to center of pattern.
4. Walk 2-3 horse lengths.
5. Sitting trot in a half circle to B.
6. Hand gallop on the right lead to and around A.
7. Trot on the left diagonal to B.

Pattern is over once you pass B.

Walk	-----
Trot	- - - - -
Extended Trot	— — — — —
Canter	—————
Leg Yield	
Lead Change	↗ ↘
Back	← ← ← ← ←
Marker	Ⓚ
Sidepass	← — — — — →
Hand Gallop	—————

[HSE/3-67]

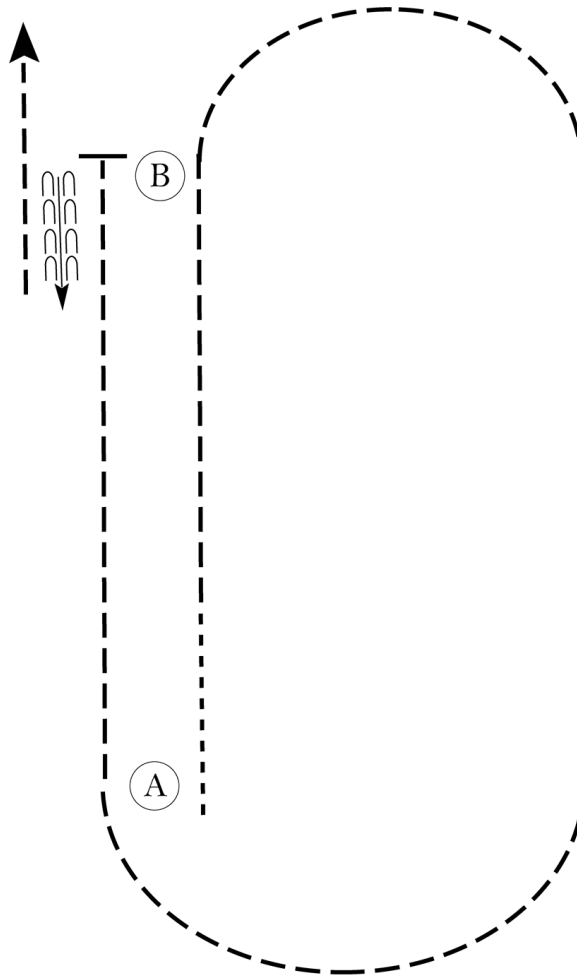
Pattern Provided by:

Allen Mitchels

Tom Wilson Memorial Open Show

Equitation (Rookie and 13 & Under)

Show Date: 05-24-2025



Be ready at A.

1. Walk approximately 2 horse lengths.
2. Posting trot on the left diagonal to B and in a half circle until even with B.
3. Canter on the right lead until even with A.
4. Sitting trot in a half circle to A.
5. Posting trot on the right diagonal to B.
6. Halt and back approximately one horse length.
7. Exit pattern at a sitting trot.

Follow the instructions of your ring steward.

Walk	-----
Trot	- - - - -
Extended Trot	— — — — —
Canter	—————
Leg Yield	
Lead Change	— / —
Back	← ← ← ← ←
Marker	(B)
Sidepass	← — — — — →
Hand Gallop	—————

[HSE/2-56]

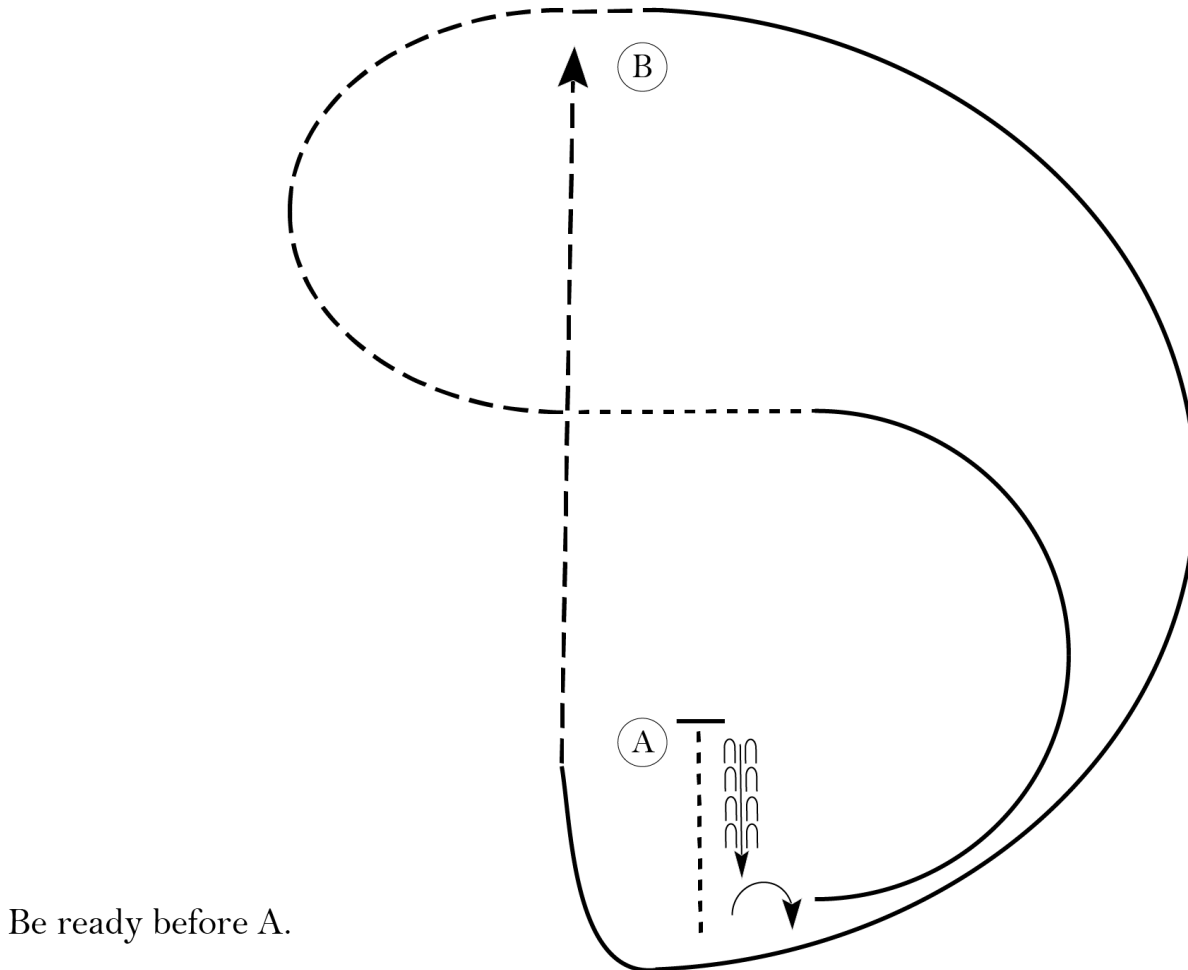
Pattern Provided by:

Allen Mitchels

Tom Wilson Memorial Open Show

Equitation (14-18; 19-39; 40 & Over)

Show Date: 05-24-2025



Be ready before A.

1. Walk to A, stop and back approximately one horse length.
2. Perform a 90 degree forehand turn right.
3. Canter on the left lead in a half circle to center of pattern.
4. Walk 2-3 horse lengths.
5. Sitting trot in a half circle to B.
6. Canter on the right lead to and around A.
7. Trot on the left diagonal to B.

Pattern is over once you pass B.

Walk	-----
Trot	- - - - -
Extended Trot	— — — — —
Canter	— — — — —
Leg Yield	
Lead Change	— — — — —
Back	← ← ← ← ←
Marker	Ⓚ
Sidepass	← — — — — →
Hand Gallop	— — — — —

[HSE/2-67]

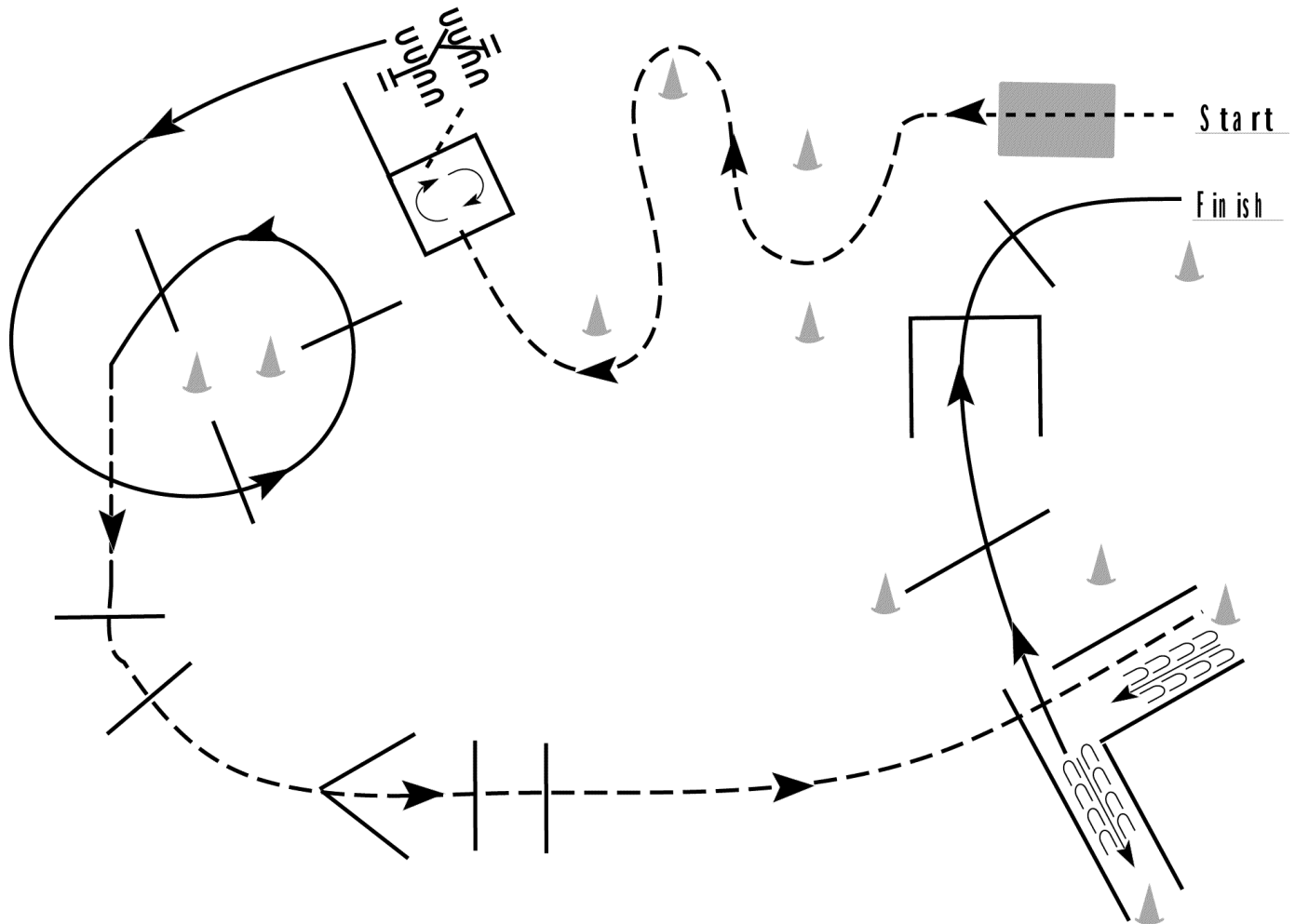
Pattern Provided by:

Allen Mitchels

Tom Wilson Memorial Open Show

All Trail (Except Walk Trots and Small Fry)

Show Date: 05-24-2025



1. Walk over bridge.
2. Jog the serpentine and into box as shown.
3. Turn 360 degrees to the right in box and walk out to gate.
4. Work gate with left hand.
5. Lope on left lead over poles.
6. Jog over poles and into chute.
7. Back the L.
8. Lope on the right lead out of chute and over poles to finish.

Walk	-----
Jog	- - - - -
Extended Jog	- - - - -
Lope	=====
Leg Yield	
Lead Change	///
Back	←←←
Marker	ⓑ
Sidepass	←-----→

[T/2-29]

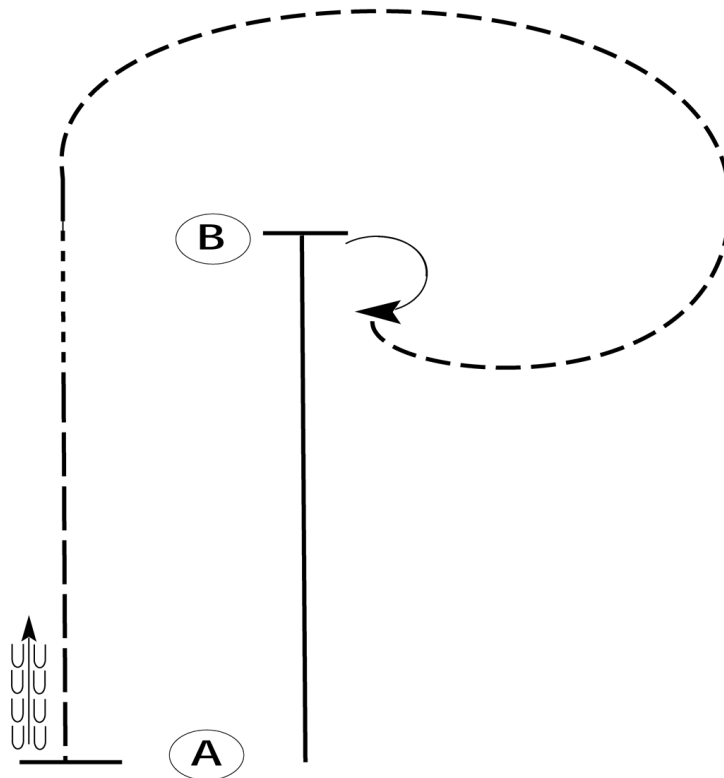
Pattern Provided by:

Allen Mitchels

Tom Wilson Memorial Open Show

Horsemanship (Rookie and 13 & under)

Show Date: 05-24-2025



Be ready at A.

1. Lope on the right lead to B.
2. Turn 180 degrees to the right.
3. Jog back around to B.
4. At B, break to the walk.
5. Walk approximately 10 feet.
6. Extend the jog to A.
7. Stop at A and back approximately one horse length.

Follow the instructions of your ring steward.

Walk	-----
Jog	- - - - -
Extended Jog	— — — —
Lope	—————
Leg Yield	
Lead Change	— / —
Back	← — — —
Marker	ⓑ
Sidepass	← — — — →

[WH/1-43]

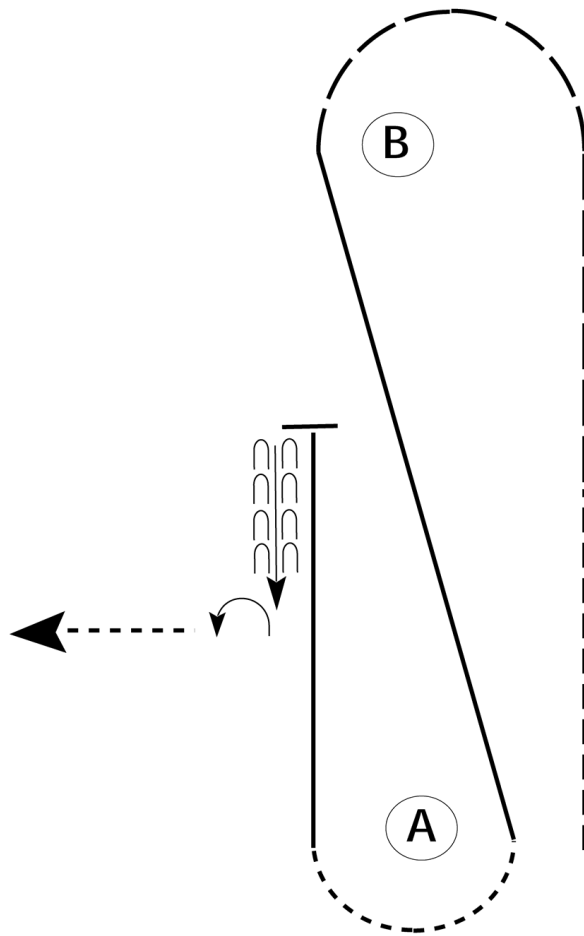
Pattern Provided by:

Allen Mitchels

Tom Wilson Memorial Open Show

Horsemanship (14-18; 19-39; 40 & Over)

Show Date: 05-24-2025



Be ready at A.

1. Jog halfway to B.
2. Extend the jog to and around B.
3. Lope on the left lead diagonally back to A.
4. Walk around A.
5. Lope on the right lead halfway to B.
6. Stop and back approximately two horse lengths.
7. Perform a 1/4 turn to the left.
8. Walk straight away.

Follow the instructions of your ring steward.

Walk	-----
Jog	- - - - -
Extended Jog	- - - - -
Lope	
Lead Change	
Back	
Marker	(B)

[WH/2-86]

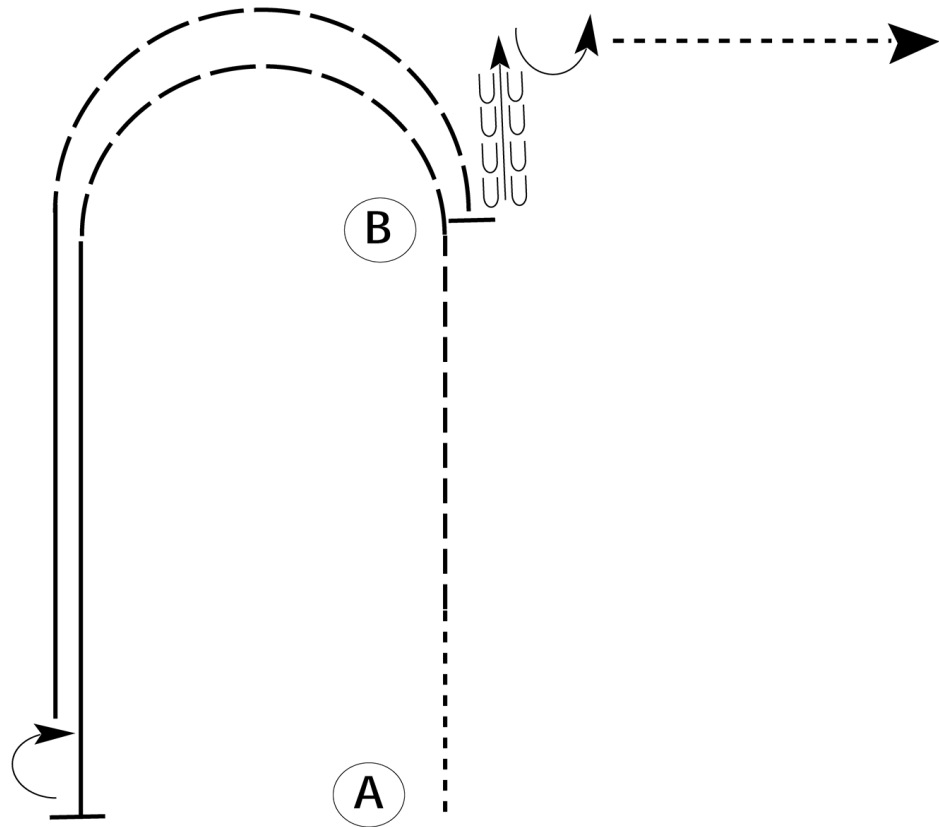
Pattern Provided by:

Allen Mitchels

Tom Wilson Memorial Open Show

Horsemanship (\$100 Open)

Show Date: 05-24-2025



Be ready at A.

1. Walk approximately 2 horse lengths from A.
2. Jog to B.
3. Extend the jog in a half circle.
4. Lope on the left lead until even with A.
5. Stop and perform a 180 degree turn to the right.
6. Lope on the right lead until even with B.
7. Extend the jog to B.
8. Stop at B and back approximately one horse length.
9. Perform a 90 degree turn to the left and walk straight away.

Follow the instructions of your ring steward.

Walk	-----
Jog	- - - - -
Extended Jog	- - - - -
Lope	
Lead Change	
Back	
Marker	(B)

[WH/2-84]

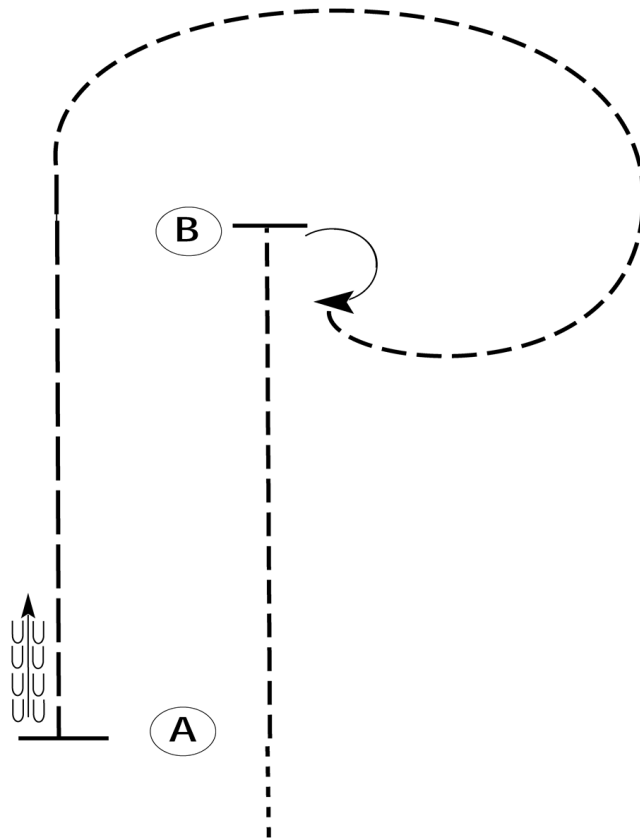
Pattern Provided by:

Allen Mitchels

Tom Wilson Memorial Open Show

Horsemanship (All Walk Trots and Small Fry)

Show Date: 05-24-2025



Be ready before A.

1. Walk to A.
2. Jog to B.
3. Turn 180 degrees to the right.
4. Jog back around to B.
5. Extend the jog from B to A.
6. Stop at A and back approximately one horse length.

Follow the instructions of your ring steward.

Walk	-----
Jog	- - - - -
Extended Jog	— — — —
Lope	—————
Leg Yield	
Lead Change	↗ ↘
Back	← ↖ ↗
Marker	⊙ B
Sidepass	←-----→

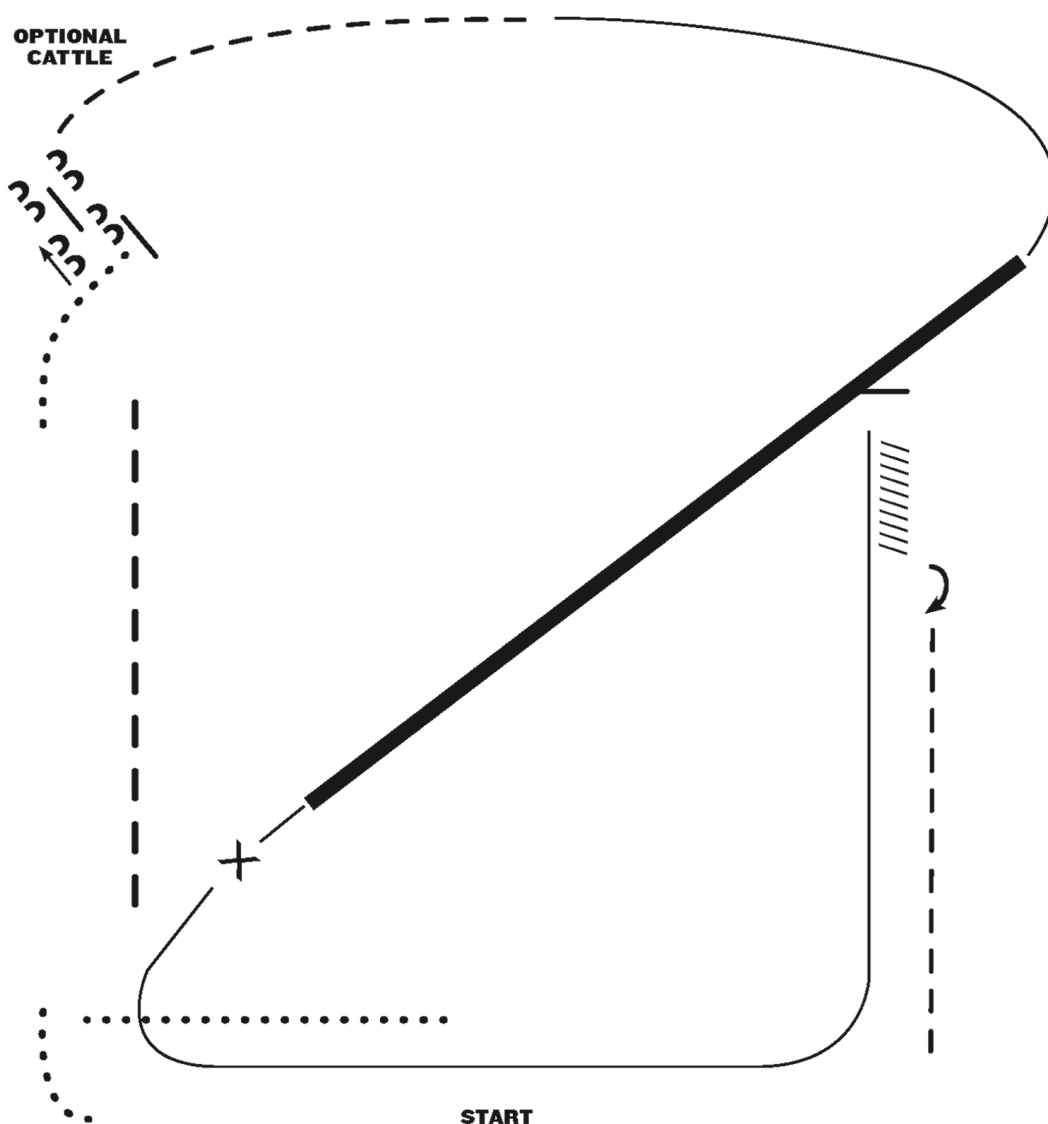
[WH/WT-44]

Pattern Provided by:
Allen Mitchels

Tom Wilson Memorial Open Show

Ranch Riding

Show Date: 05-24-2025



1. Walk
2. Extended trot
3. Walk
4. Stop, side pass log left
5. Trot
6. Lope right lead
7. Extended Lope (right lead)
8. Collect lope and change leads (simple or flying)
9. Lope left lead
10. Stop and back
11. 180 turn to right
12. Trot

Note: The drawn description of this pattern is only intended for the general depiction of the pattern. Exhibitors should utilize the arena space to best exhibit their horses.

[RR/AQHA-10]

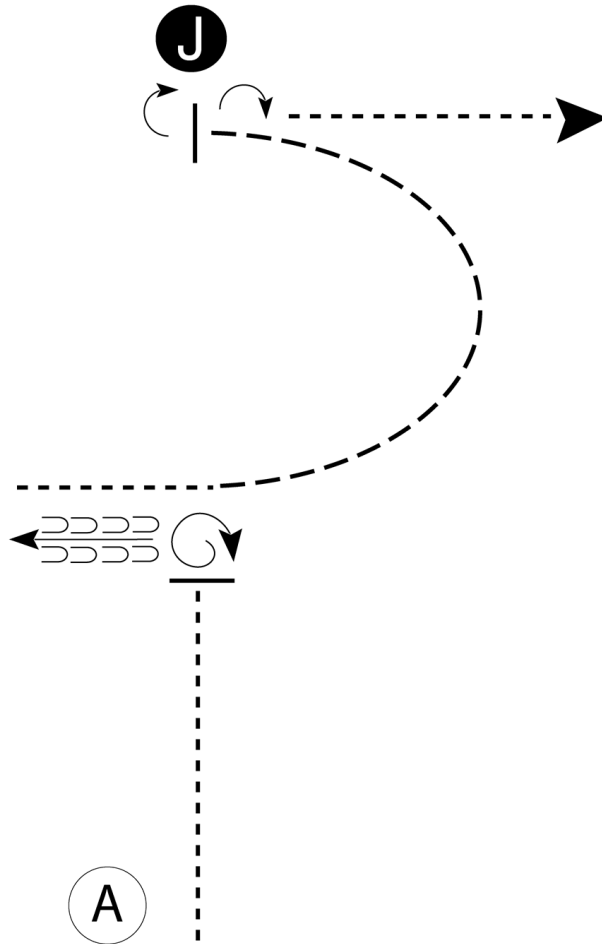
Pattern Provided by:

Allen Mitchels

Tom Wilson Memorial Open Show

Showmanship (\$100 Open)

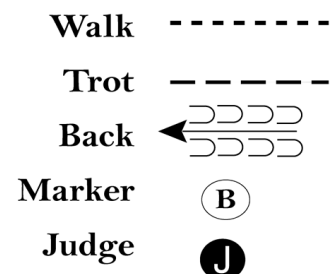
Show Date: 05-24-2025



Be ready at A.

1. When acknowledged, walk half way to Judge.
2. Stop and perform a 1 1/4 turn.
3. Back approximately one horse length.
4. Walk until even with Judge.
5. Trot in a half circle until even with Judge.
6. Perform a 1/4 turn, stop and set up for inspection.
7. When dismissed, perform a 1/4 turn and walk straight away from Judge.

Follow the instructions of your ring steward.



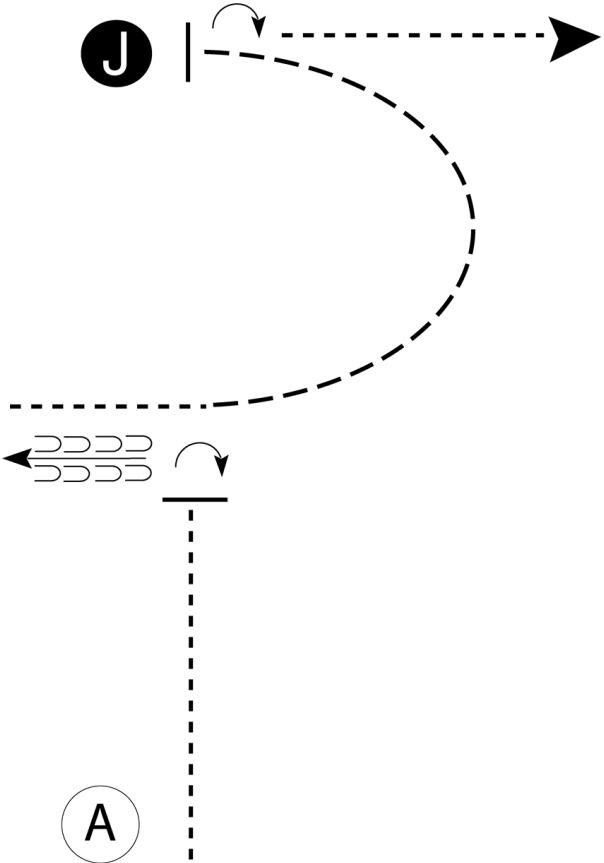
[S/3-80]

Pattern Provided by:

Allen Mitchels

Tom Wilson Memorial Open Show
Showmanship (Rookie and All 13 & Under)

Show Date: 05-24-2025



Be ready at A.

1. When acknowledged, walk half way to Judge.
2. Stop and perform a 1/4 turn.
3. Back approximately one horse length.
4. Walk until even with Judge.
5. Trot in a half circle to Judge.
6. Stop and set up for inspection.
7. When dismissed, perform a 1/2 turn and walk straight away from Judge.

Follow the instructions of your ring steward.

Walk	-----
Trot	- - - - -
Back	← ⊃ ⊃ ⊃
Marker	ⓑ
Judge	ⓐ

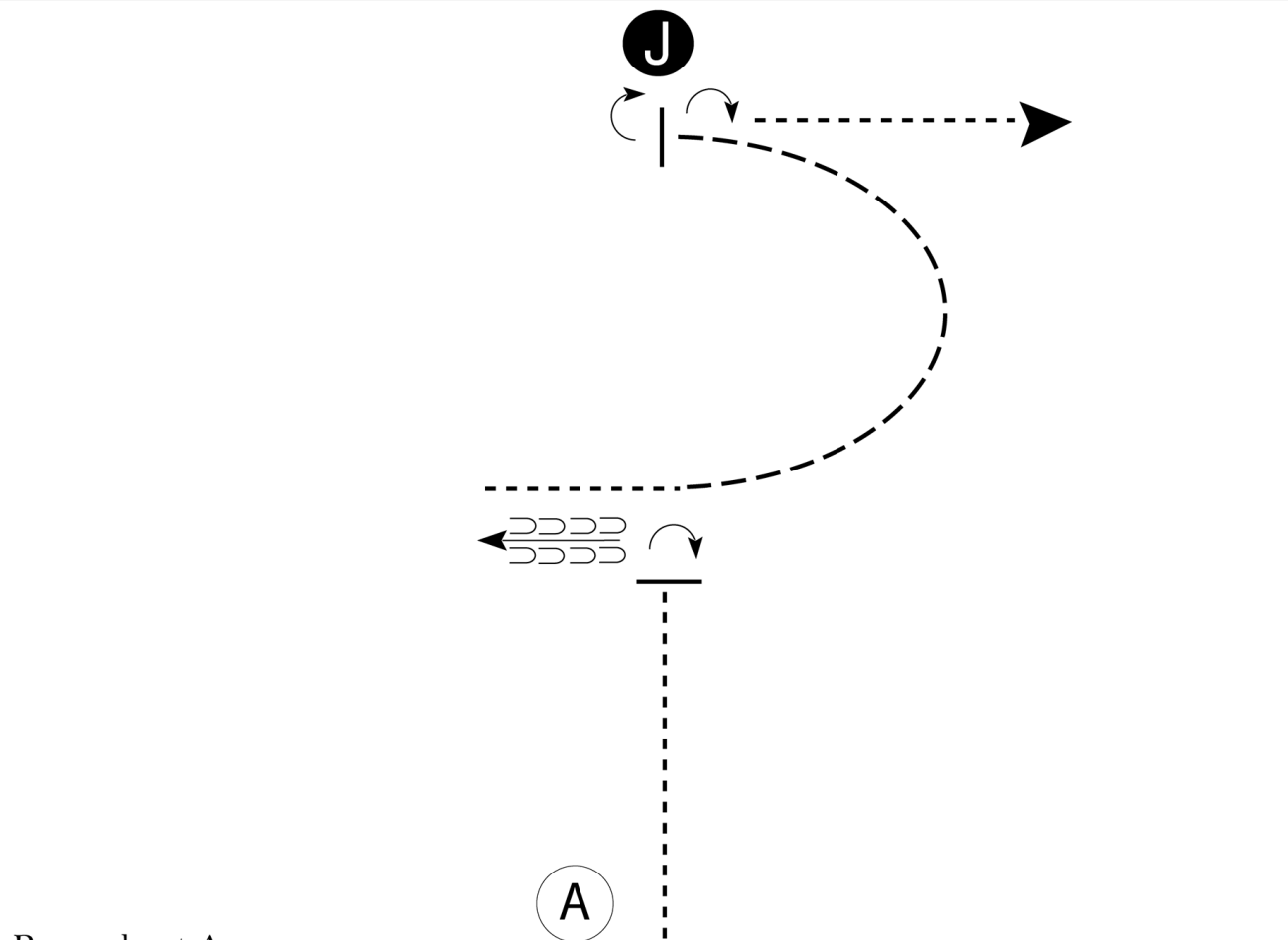
[S/1-80]

Pattern Provided by:
Allen Mitchels

Tom Wilson Memorial Open Show

Showmanship (All 14-18; All 19-39; All 40 & Over)

Show Date: 05-24-2025



Be ready at A.

1. When acknowledged, walk half way to Judge.
2. Stop and perform a 1/4 turn.
3. Back approximately one horse length.
4. Walk until even with Judge.
5. Trot in a half circle until even with Judge.
6. Perform a 1/4 turn, stop and set up for inspection.
7. When dismissed, perform a 1/4 turn and walk straight away from Judge.

Follow the instructions of your ring steward.

Walk	-----
Trot	- - - - -
Back	← ⊢ ⊢ ⊢ ⊢
Marker	Ⓟ
Judge	Ⓝ

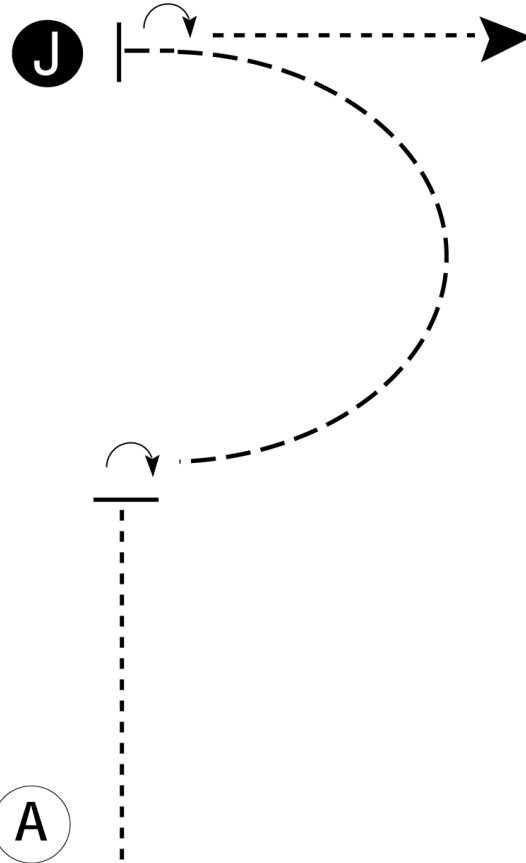
[S/2-80]

Pattern Provided by:
Allen Mitchels

Tom Wilson Memorial Open Show

Showmanship (Small Fry)

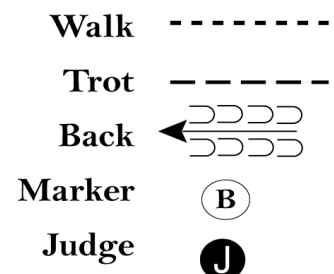
Show Date: 05-24-2025



Be ready at A.

1. When acknowledged, walk half the distance to Judge.
2. Stop and perform a 1/4 turn.
3. Trot in a half circle to Judge.
4. Stop and set up for inspection.
5. When dismissed, perform a 1/2 turn and walk straight away from Judge.

Follow the instructions of your ring steward.



[S/WT-80]

Pattern Provided by:

Allen Mitchels