

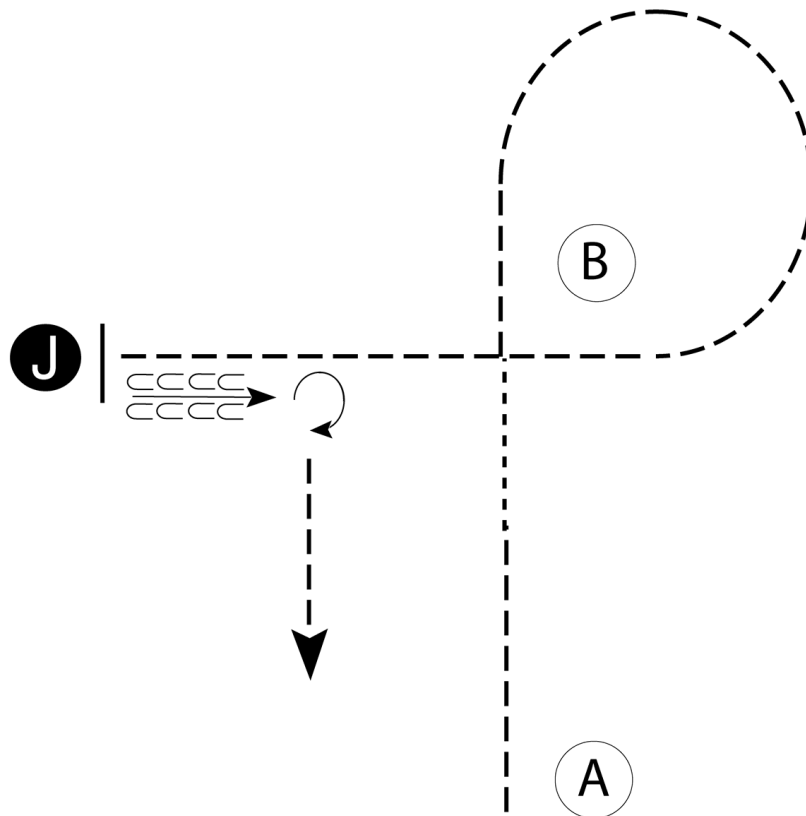
# Union County Saddle Club

## All Showmanship Classes

Show Date: 04-18-2026

w w w . H o r s e S h o w P a t t e r n s . c o m

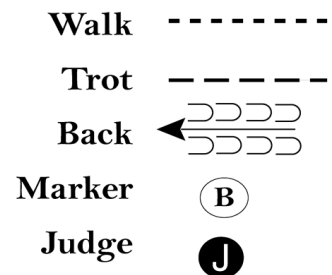
w w w . H o r s e S h o w P a t t e r n s . c o m



Be ready at A.

1. Trot halfway to B.
2. Walk two horse lengths.
3. Trot to and around B as shown.
4. Trot to the judge. Stop and set up for inspection.
5. When dismissed, back approximately 2 horse lengths.
6. Perform a 270 degree turn and trot straight away.

Follow the instructions of your ring steward.



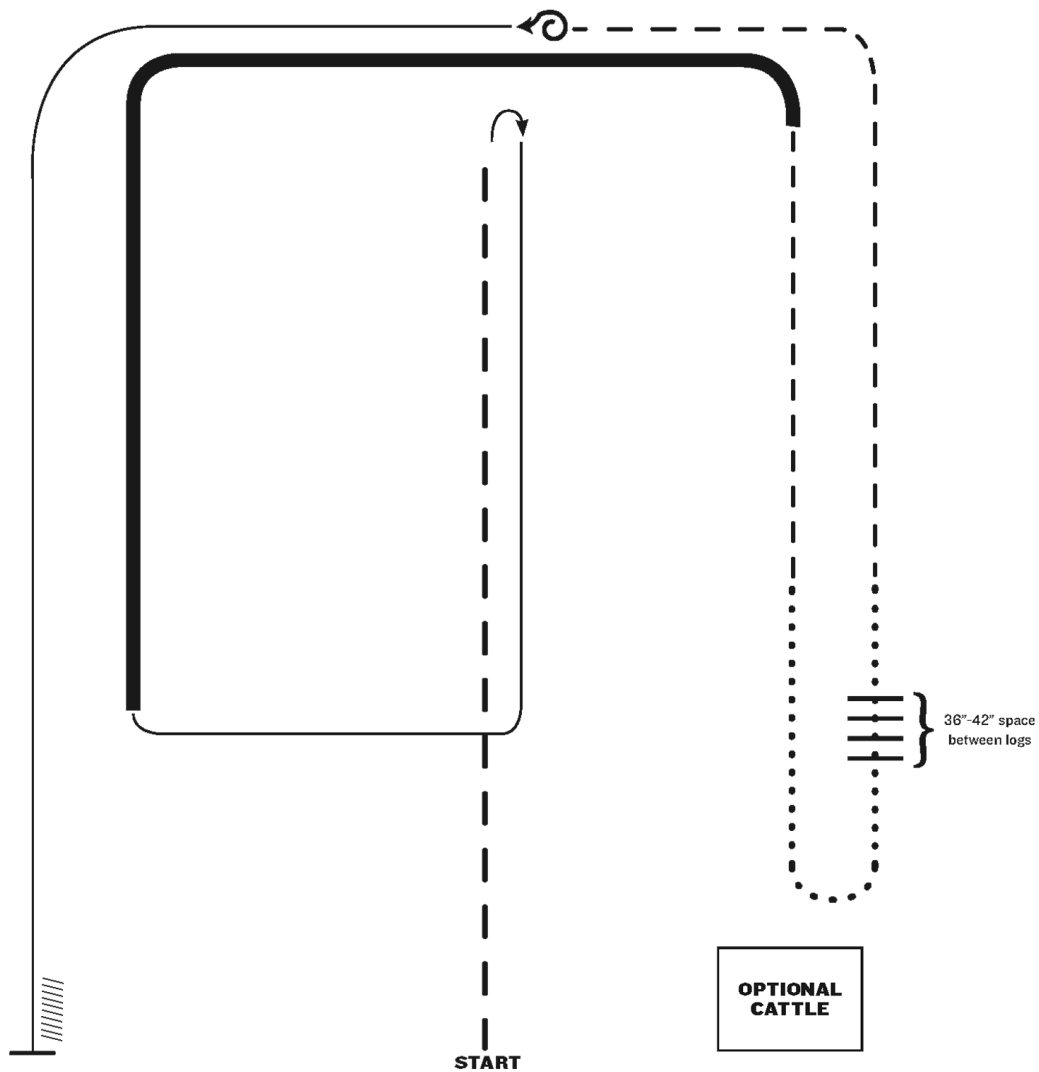
[S/1-78]

Pattern Provided by:

# Union County Saddle Club

## Ranch Riding

Show Date: 04-18-2026



1. Extended trot
2. Stop, rollback right
3. Lope right lead
4. Extended lope (right lead)
5. Trot
6. Walk
7. Walk over logs
8. Walk
9. Trot
10. Stop, 360 left
11. Lope left lead
12. Stop and back

Note: The drawn description of this pattern is only intended for the general depiction of the pattern. Exhibitors should utilize the arena space to best exhibit their horses.

[RR/AQHA-15]

Pattern Provided by:

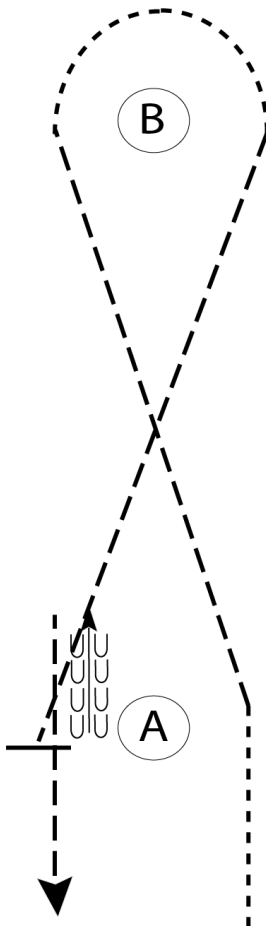
# Union County Saddle Club

## W/T & 15 & Under Horsemanship

Show Date: 04-18-2026

www.HorseShowPatterns.com

www.HorseShowPatterns.com



Be ready before A.

1. Walk to A.
2. Jog to B.
3. Walk around B.
4. Jog to A.
5. Stop and back approximately one horse length.
6. Jog to exit.

Follow the instructions of your ring steward.

Walk	-----
Jog	- - - - -
Extended Jog	— — — —
Lope	
Lead Change	— / —
Back	← — — — —
Marker	Ⓚ

[WH/WT-98]

Pattern Provided by:



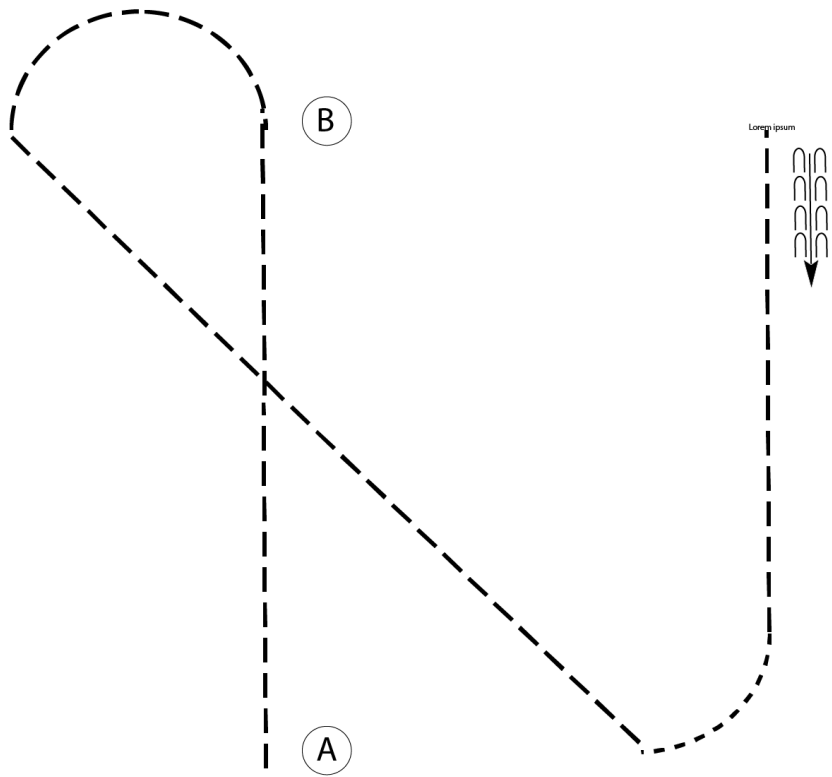
# Union County Saddle Club

## W/T & 15 & Under English Equitation

Show Date: 04-18-2026

w w w . H o r s e S h o w P a t t e r n s . c o m

w w w . H o r s e S h o w P a t t e r n s . c o m



Be ready at A.

1. Posting trot right diagonal to B and in half circle.
2. Change diagonals and trot on the diagonal.
3. Walk with FORWARD motion in a quarter circle (crawling will be a minus maneuver).
4. Posting trot on the left diagonal until even with B.
5. Stop and back 4 steps. Pattern is complete.

Walk	-----
Trot	- - - - -
Extended Trot	- - - - -
Canter	—————
Leg Yield	
Lead Change	↘ ↘ ↘
Back	← ← ←
Marker	(B)
Sidepass	← ← ←
Hand Gallop	— / — / — /

[HSE/WT-114]

Pattern Provided by:

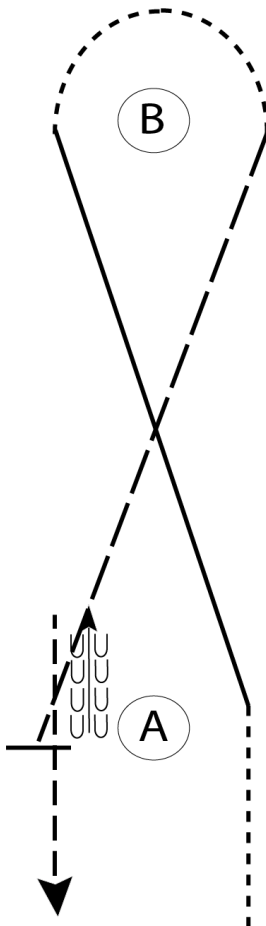
# Union County Saddle Club

## Western/Ranch Horsemanship 16 & Over

Show Date: 04-18-2026

w w w . H o r s e S h o w P a t t e r n s . c o m

w w w . H o r s e S h o w P a t t e r n s . c o m



Be ready before A.

1. Walk to A.
2. Lope on the right lead to B.
3. Walk around B.
4. Extended jog to A.
5. Stop and back approximately one horse length.
6. Jog to exit.

Follow the instructions of your ring steward.

Walk	-----
Jog	- - - - -
Extended Jog	— — — —
Lope	
Lead Change	⌘
Back	←
Marker	Ⓚ

[WH/1-98]

Pattern Provided by: