

# Trophy Circuit 2026

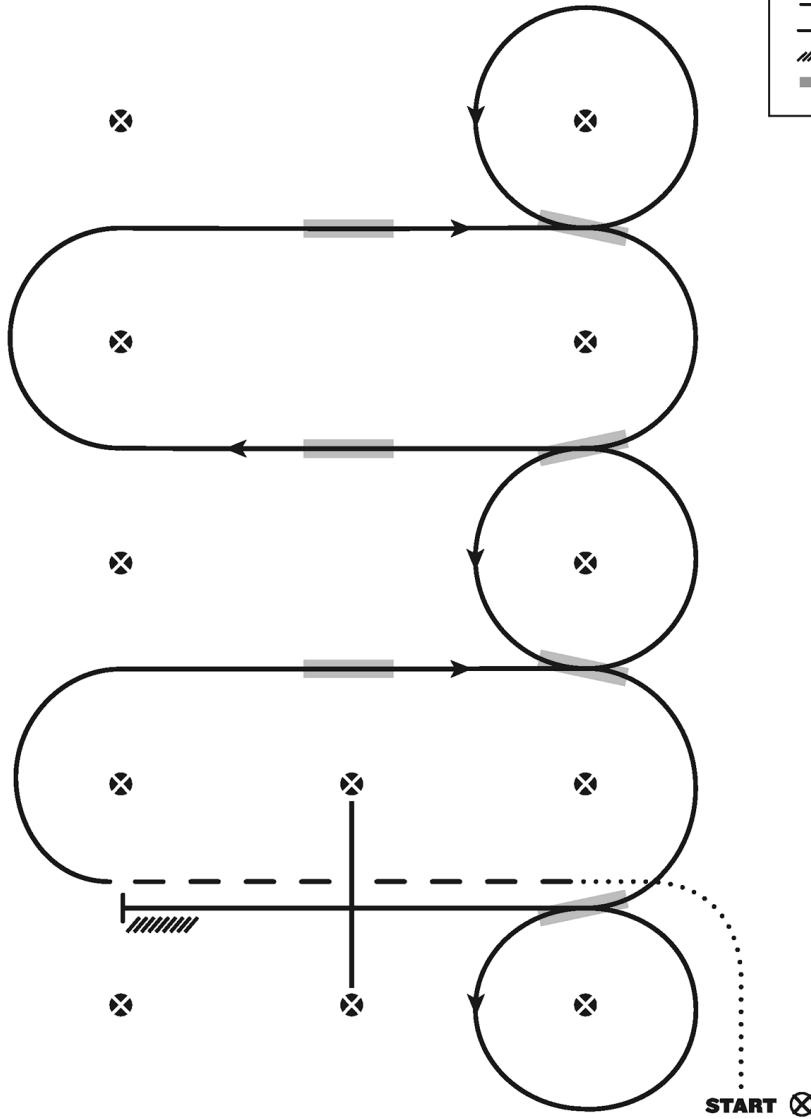
SHOW ONE (OPEN, YOUTH, AMATEUR, SELECT)

Show Date:

## WESTERN RIDING - PATTERN 7

### LEGEND

.....	Walk
- - - -	Jog
————	Lope
///////	Back
————	Lead Changing Area



1. Walk at least 15 feet from start cone to the first marker, as drawn, transition to jog, jog over log.
2. Transition to the lope right lead
3. First crossing change
4. Second crossing change
5. Third crossing change
6. Circle & first line change
7. Second line change
8. Third line change
9. Fourth line change & circle
10. Lope over log
11. Lope, stop & back

Revised 06-07-2021

[WR/OP-7]

Pattern Provided by:

WSQHA

# Trophy Circuit 2026

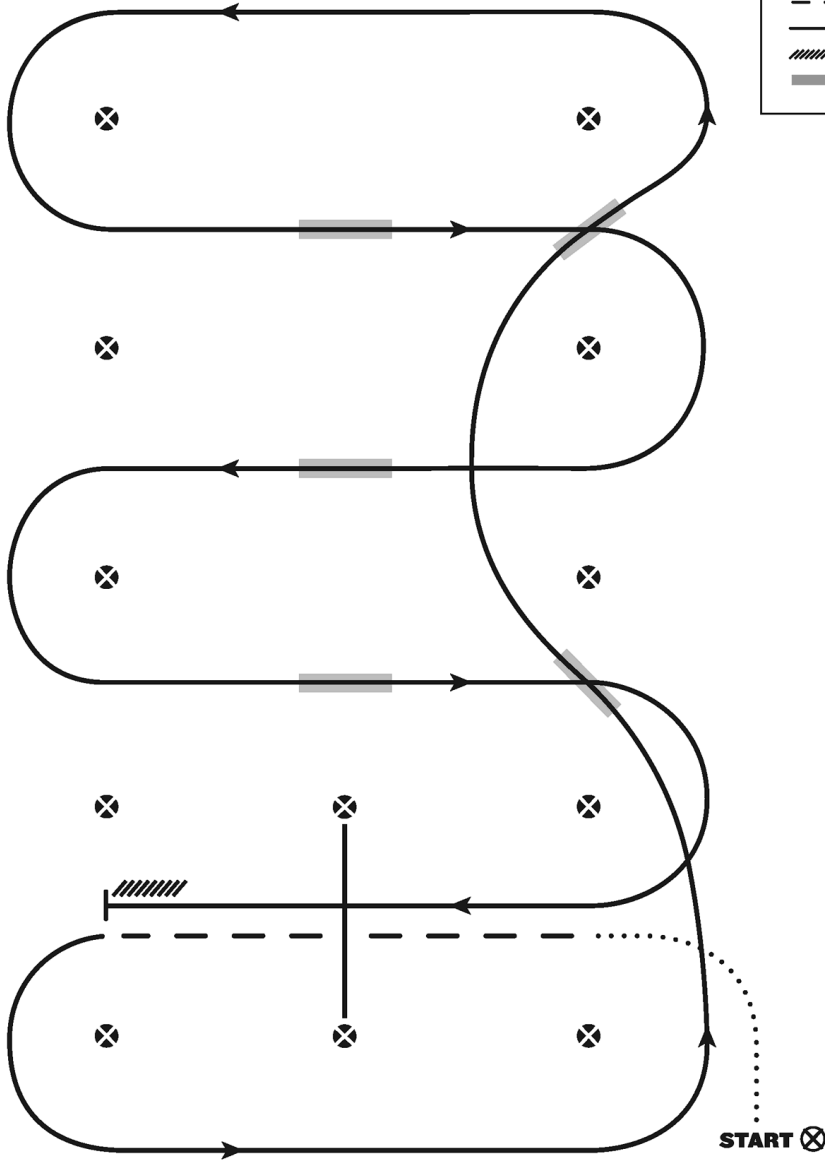
SHOW TWO (LEVEL ONE, NOVICE, ROOKIE, GREEN, )

Show Date:

## LEVEL I WESTERN RIDING PATTERN 9

### LEGEND

.....	Walk
- - - -	Jog
————	Lope
//////	Back
▬▬▬▬	Lead Changing Area



1. Walk at least 15 feet from start cone to the first marker, as drawn, transition to jog, jog over log.
2. Transition to the lope left lead & lope around end
3. First line change
4. Second line change, lope around the end of arena
5. First crossing change
6. Second crossing change
7. Third crossing change
8. Lope over log
9. Lope, stop & back

Revised 06-07-2021

[WR/GP-9]

Pattern Provided by:

WSQHA

# Trophy Circuit 2026

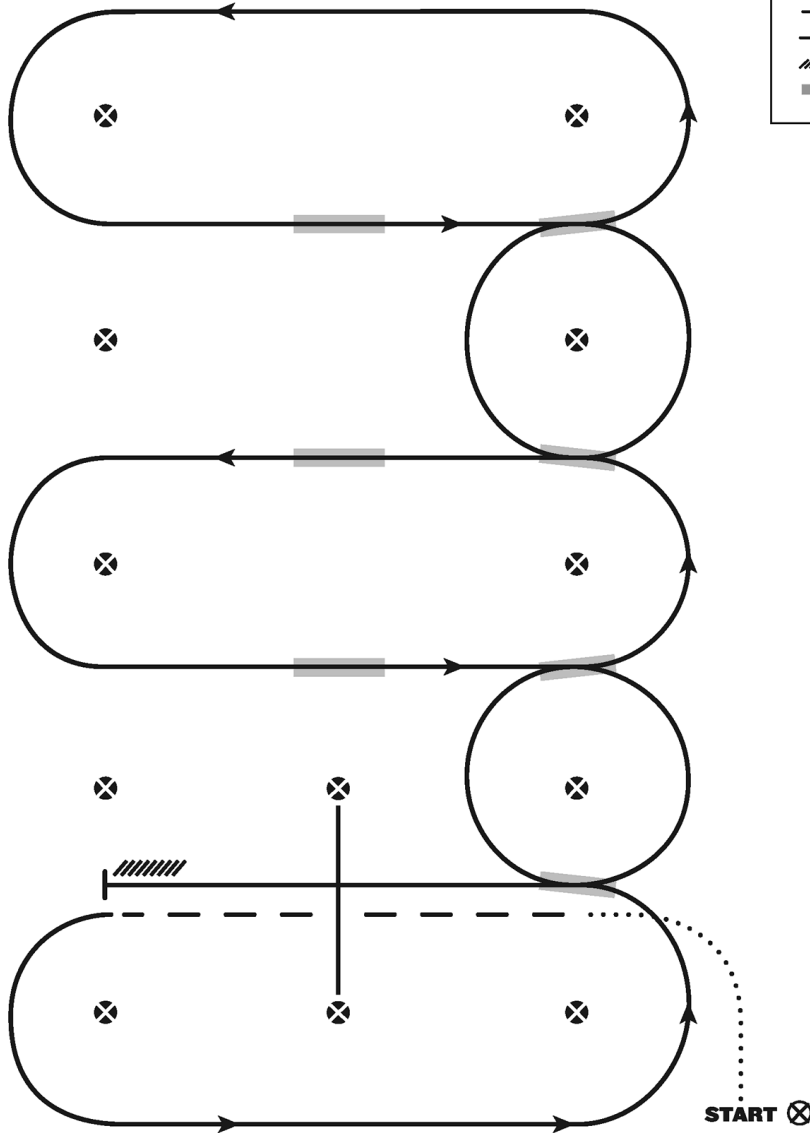
SHOW TWO (OPEN, AMATEUR, SELECT, YOUTH)

Show Date:

## WESTERN RIDING - PATTERN 9

### LEGEND

.....	Walk
- - -	Jog
————	Lope
////	Back
■	Lead Changing Area



1. Walk at least 15 feet from start cone to the first marker, as drawn, transition to jog, jog over log.
2. Transition to the lope left lead
3. First line change
4. Second line change
5. Third line change
6. Fourth line change
7. First crossing change
8. Second crossing change
9. Third crossing change
10. Lope over log
11. Lope, stop & back

Revised 06-07-2021

[WR/OP-9]

Pattern Provided by:

WSQHA

www.HorseShowPatterns.com

www.HorseShowPatterns.com

