

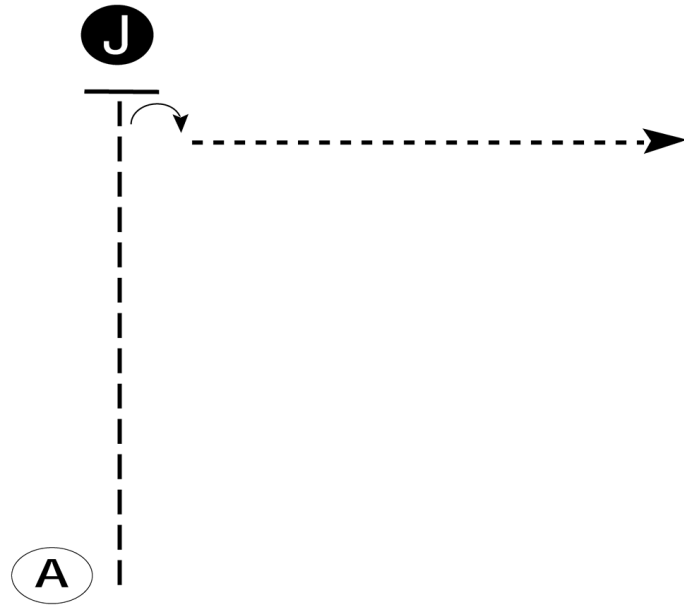
Tom Wilson Memorial Open Horse Show

Showmanship (Small Fry) (Class #57)

Show Date: 05-23-2026

w w w . H o r s e S h o w P a t t e r n s . c o m

w w w . H o r s e S h o w P a t t e r n s . c o m



Be ready at A.

1. Trot from A to Judge.
2. Stop and set up for inspection.
3. When dismissed, perform a 90 degree turn.
4. Walk away from judge.
5. Follow the instructions of your ring steward.

Walk	-----
Trot	- - - - -
Back	←
Marker	ⓑ
Judge	ⓐ

[S/WT-14]

Pattern Provided by:

Helen Moore

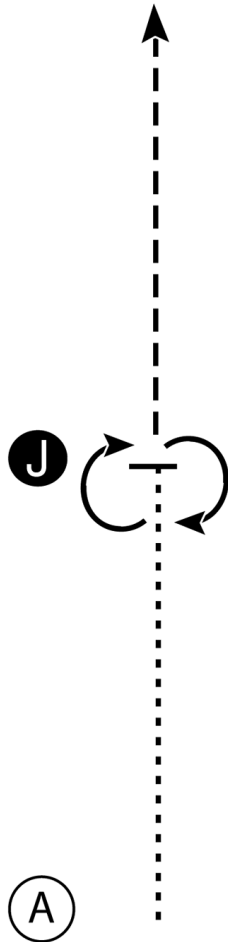
Tom Wilson Memorial Open Horse Show

Showmanship (13&Under & Select) (Class #59,62)

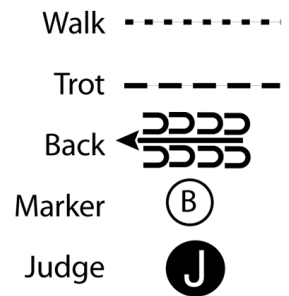
Show Date: 05-23-2026

w w w . H o r s e S h o w P a t t e r n s . c o m

w w w . H o r s e S h o w P a t t e r n s . c o m



1. Walk from A to Judge.
2. Stop, perform a 180 degree turn and set up for inspection.
3. When dismissed perform a 180 degree turn.
4. Trot straight away from judge.
5. Follow instructions from ring steward.



[S/1-10]

Pattern Provided by:
Helen Moore

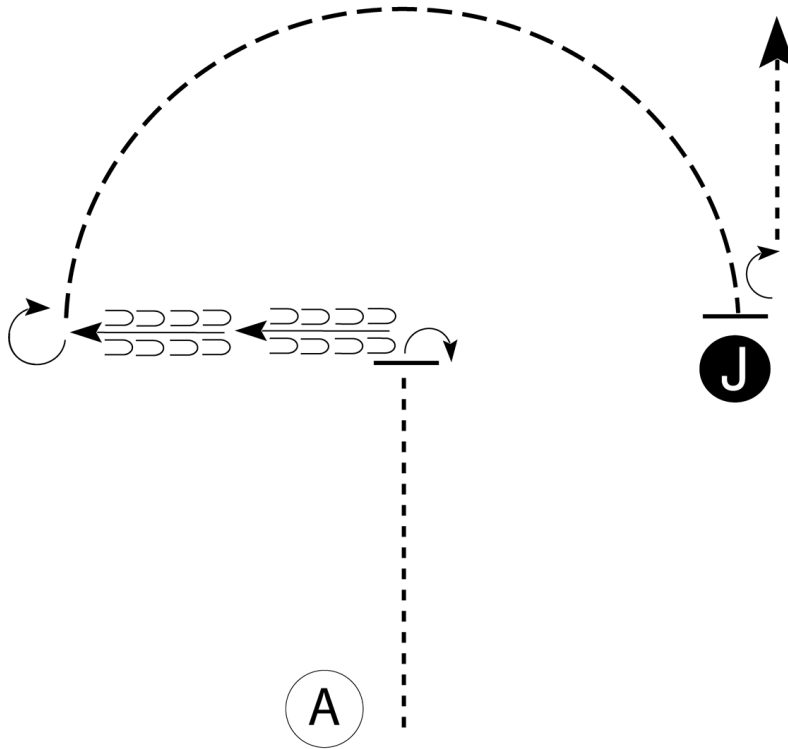
Tom Wilson Memorial Open Horse Show

Hilda Moon Memorial (Rookie Showmanship) (Class #58)

Show Date: 05-23-2026

w w w . H o r s e S h o w P a t t e r n s . c o m

w w w . H o r s e S h o w P a t t e r n s . c o m



Be ready at A.

1. When acknowledged, walk until horse's hip is even with Judge.
2. Perform a 90 degree turn.
3. Back approximately two horse lengths.
4. Stop and perform a 270 degree turn.
5. Trot in a half circle to Judge.
6. Stop and set up for inspection.
7. When dismissed, perform a 180 degree turn and walk straight away from judge.

- Walk -----
- Trot -----
- Back ← -----
- Marker (B)
- Judge (J)

Follow the instructions of your ring steward.

[S/2-68]

Pattern Provided by:

Helen Moore

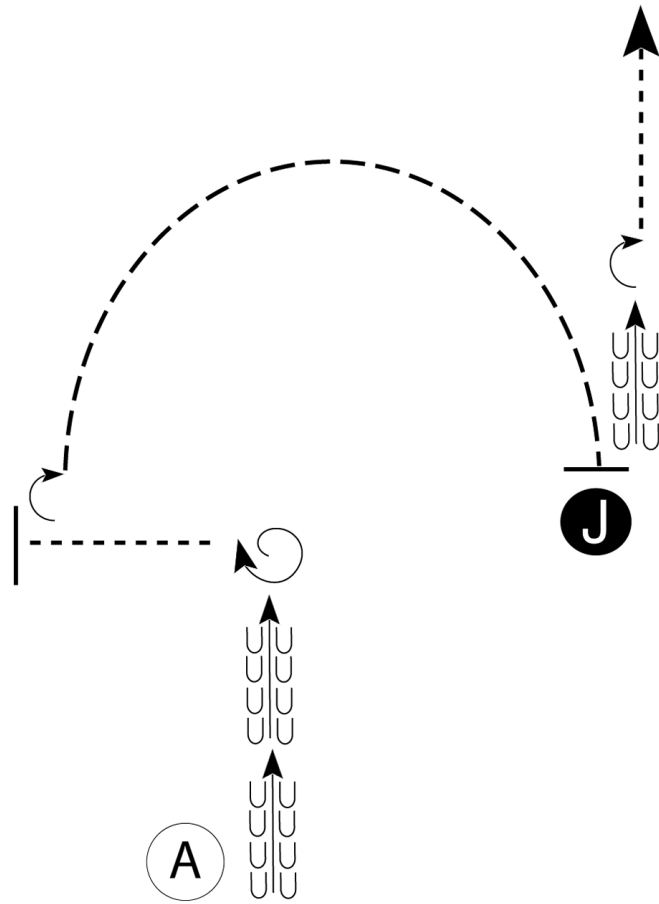
Tom Wilson Memorial Open Horse Show

Showmanship (14-18, 19-39) (Class # 60,61)

Show Date: 05-23-2026

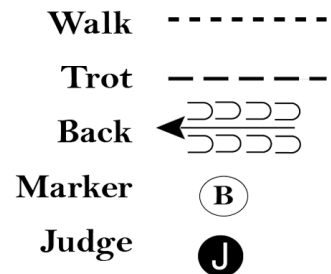
w w w . H o r s e S h o w P a t t e r n s . c o m

w w w . H o r s e S h o w P a t t e r n s . c o m



Be ready at A.

1. When acknowledged, back approximately 2 horse lengths..
2. Perform a 450 degree turn (1 1/4).
3. Walk approximately two horse lengths.
4. Stop and perform a 90 degree turn.
5. Trot in a half circle to Judge.
6. Stop and set up for inspection.
7. When dismissed, back approximately one horse length.
8. Perform a 180 degree turn and walk straight away from judge.



Follow the instructions of your ring steward.

[S/3-68]

Pattern Provided by:
Helen Moore

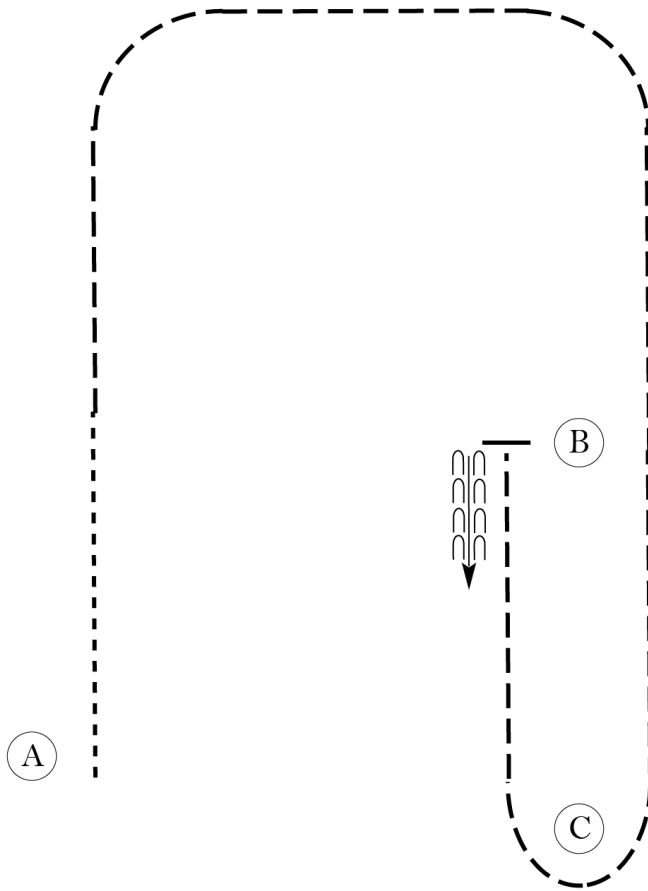
Tom Wilson Memorial Open Horse Show

W/T Equitation (14-18,19-39) (Class #82,84)

Show Date: 05-23-2026

w w w . H o r s e S h o w P a t t e r n s . c o m

w w w . H o r s e S h o w P a t t e r n s . c o m



Be ready at A.

1. Walk until even with B.
2. Trot on the left diagonal to B.
3. Sitting trot to and around C.
4. Trot on the right diagonal to B.
5. Stop and back.

Walk	-----
Trot	- - - - -
Extended Trot	— — — — —
Canter	—————
Leg Yield	
Lead Change	— / —
Back	← ← ←
Marker	Ⓚ
Sidepass	← — — — — →
Hand Gallop	— — — — —

[HSE/WT-77]

Pattern Provided by:

Helen Moore

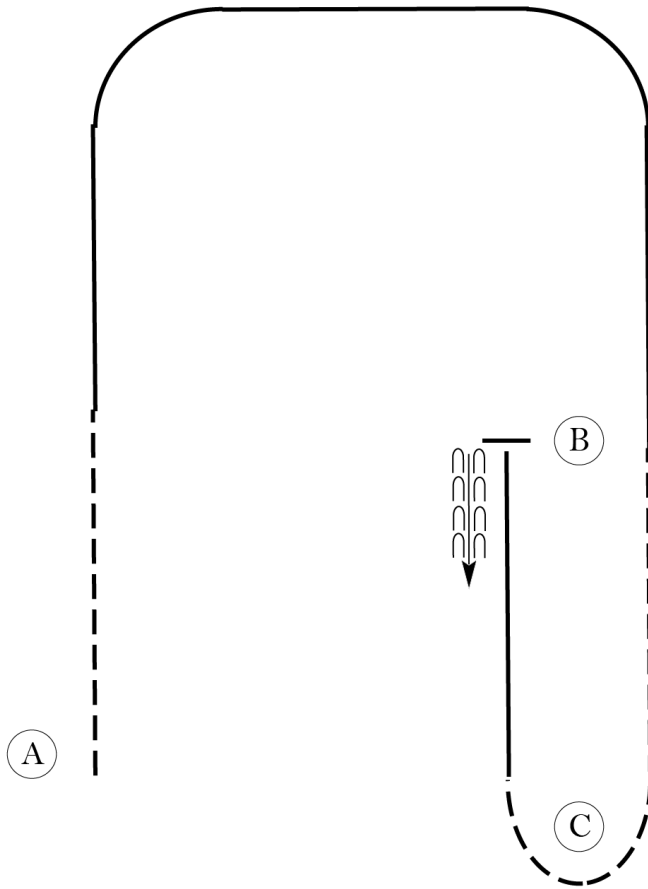
Tom Wilson Memorial Open Horse Show

Equitation (13& Under, Select, Rookie) (Class # 81,87,89)

Show Date: 05-23-2026

w w w . H o r s e S h o w P a t t e r n s . c o m

w w w . H o r s e S h o w P a t t e r n s . c o m



Be ready at A.

1. Trot on the left diagonal.
2. Canter on the right lead to B.
3. Sitting trot to and around C.
4. Canter left lead to B.
5. Stop and back.

Walk	-----
Trot	- - - - -
Extended Trot	— — — — —
Canter	—————
Leg Yield	
Lead Change	↙ ↘
Back	← ← ← ← ←
Marker	⊙
Sidepass	← — — — — →
Hand Gallop	— — — — —

[HSE/1-107]

Pattern Provided by:

Helen Moore

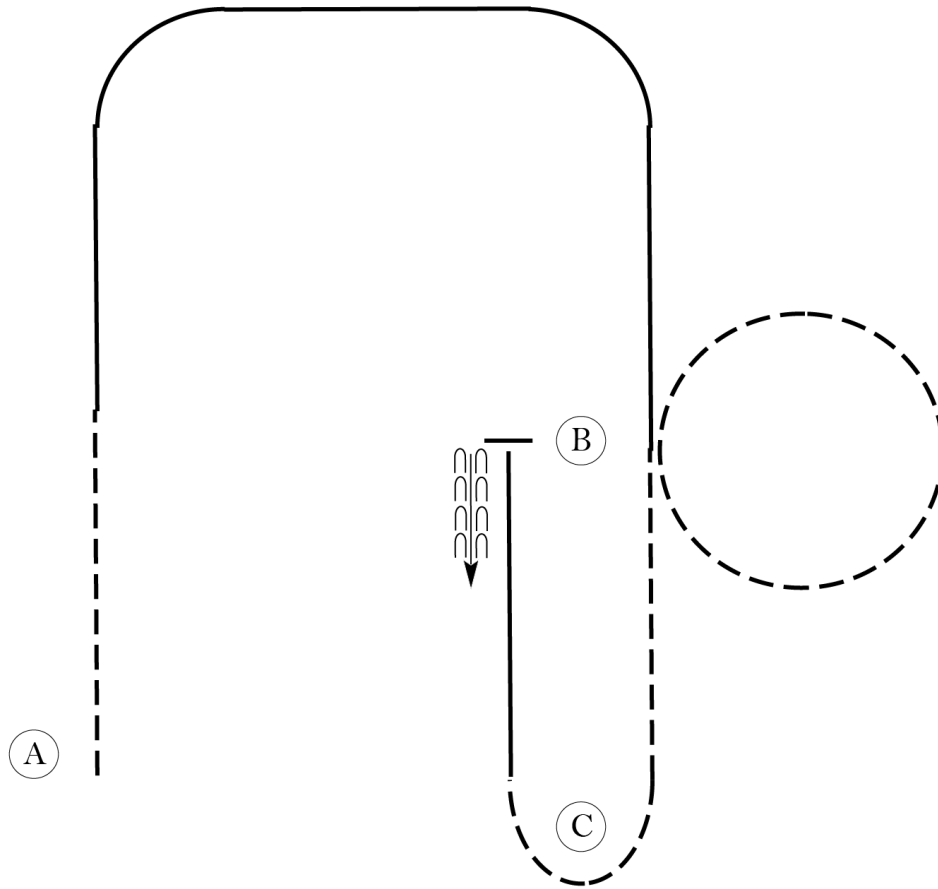
Tom Wilson Memorial Open Horse Show

Equitation (14-18, 19-39) (Class #83,85)

Show Date: 05-23-2026

w w w . H o r s e S h o w P a t t e r n s . c o m

w w w . H o r s e S h o w P a t t e r n s . c o m



Be ready at A.

1. Trot on the left diagonal.
2. Canter on the right lead to B.
3. Trot a circle to the left on the correct diagonal.
4. Sitting trot to and around C.
5. Canter left lead to B.
6. Stop and back.

Walk	-----
Trot	- - - - -
Extended Trot	— — — — —
Canter	—————
Leg Yield	
Lead Change	↙ ↘
Back	← ← ← ← ←
Marker	⊙
Sidepass	← — — — — →
Hand Gallop	— — — — —

[HSE/2-107]

Pattern Provided by:

Helen Moore

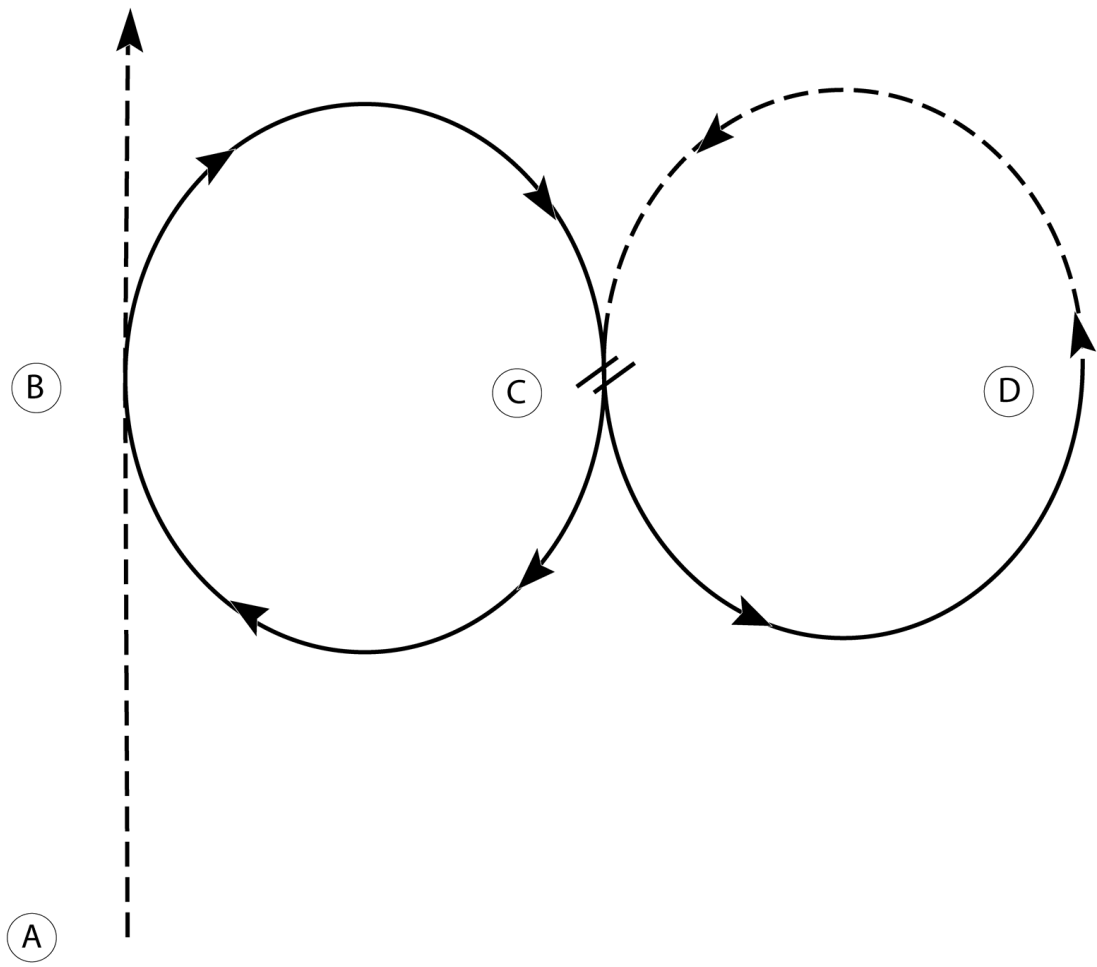
Tom Wilson Memorial Open Horse Show

Dave & Pat Leavell Memorial Equitation (Open) (Class #79)

Show Date: 05-23-2026

w w w . H o r s e S h o w P a t t e r n s . c o m

w w w . H o r s e S h o w P a t t e r n s . c o m



1. Sitting trot A to B
2. At B canter on the right lead in a half circle to C
3. At C, perform a flying lead change and canter on the left lead to D
4. At D posting trot on the right diagonal in a half circle to C
5. At C canter on the right lead in a half circle to B
6. At B sitting trot to exit

Walk	-----
Trot	- - - - -
Extended Trot	— — — — —
Canter	—————
Leg Yield	
Lead Change	↘ ↙
Back	← ← ← ← ←
Marker	⊙ B
Sidepass	← — — — — ←
Hand Gallop	— — — — —

[HSE/3-17]

Pattern Provided by:
Helen Moore

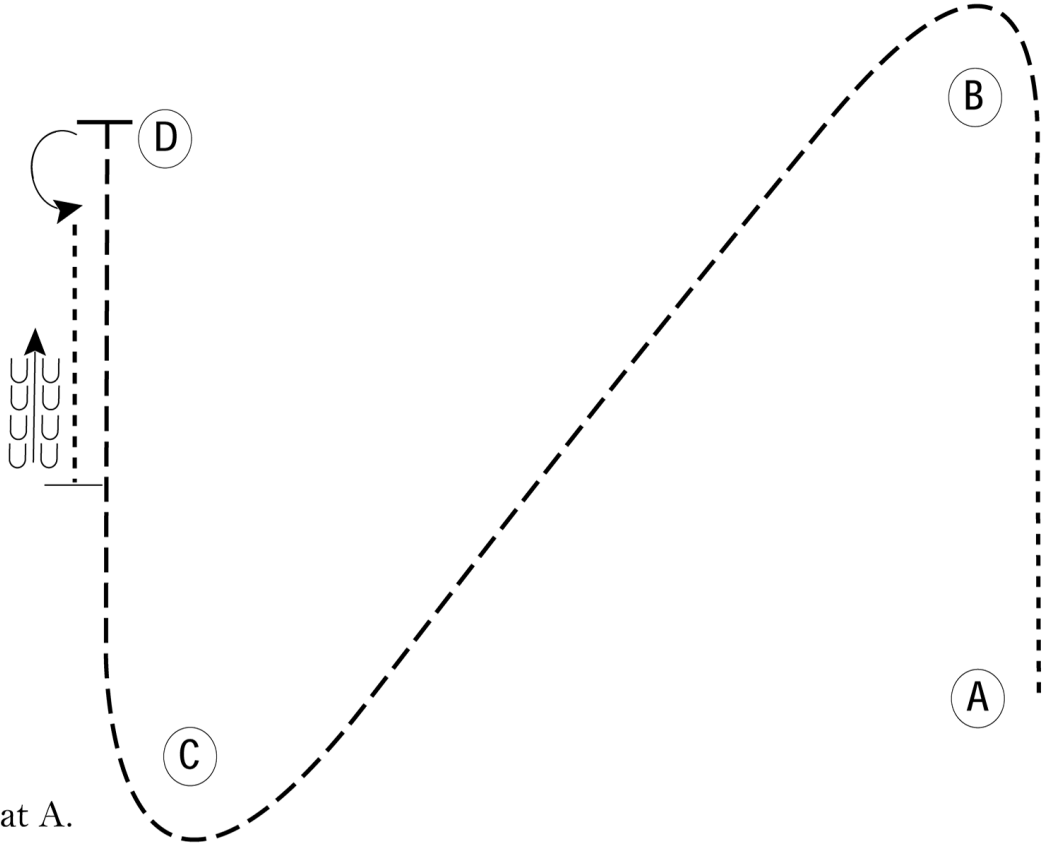
Tom Wilson Memorial Open Horse Show

W/T Horsemanship (Sm Fry, 13&U, Rookie, Select) (Class #19,33,35,41)

Show Date: 05-23-2026

w w w . H o r s e S h o w P a t t e r n s . c o m

w w w . H o r s e S h o w P a t t e r n s . c o m



Be ready at A.

1. Walk from A to B.
2. At B, jog to and around C to D.
3. Stop at D.
4. Turn 180 degrees to the left.
5. Walk to halfway between D and C.
6. Stop and back approximately one horse length.

Follow the instructions of your ring steward.

Walk	-----
Jog	-----
Extended Jog	-----
Lope	—————
Leg Yield	
Lead Change	—/—
Back	←
Marker	(B)
Sidepass	←-----→

[WH/WT-48]

Pattern Provided by:

Helen Moore

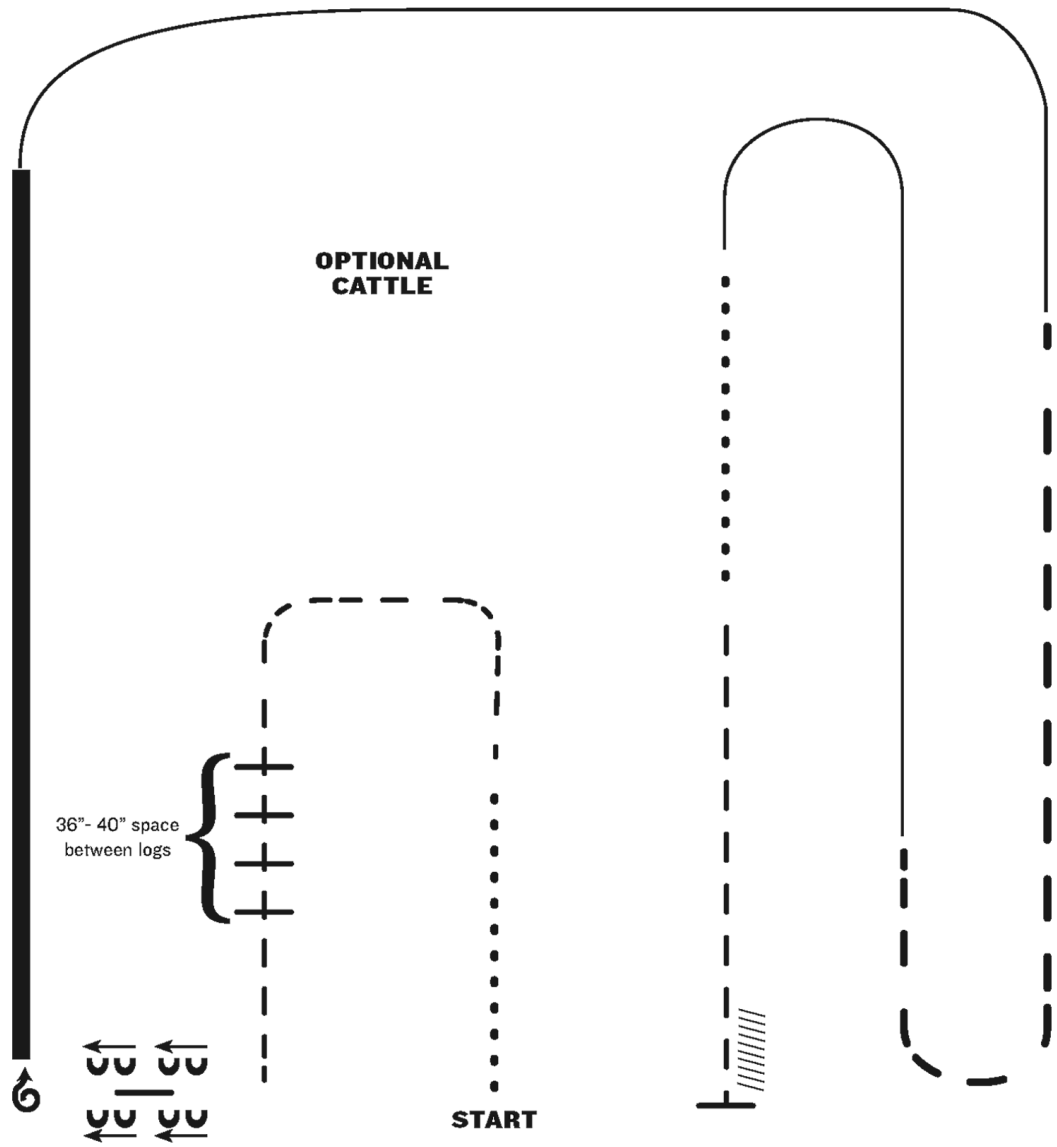
Tom Wilson Memorial Open Horse Show

Gary Ancil Memorial (Ranch Riding) (Class #43)

Show Date: 05-23-2026

www.HorseShowPatterns.com

www.HorseShowPatterns.com



1. Walk
2. Trot
3. Trot logs
4. Side pass right
5. 1 1/2 turns right
6. Extended lope (right lead)
7. Lope right lead
8. Extended trot
9. Lope left lead
10. Walk
11. Trot
12. Stop and back

Note: The drawn description of this pattern is only intended for the general depiction of the pattern. Exhibitors should utilize the arena space to best exhibit their horses.

[RR/AQHA-12]

Pattern Provided by:
Helen Moore

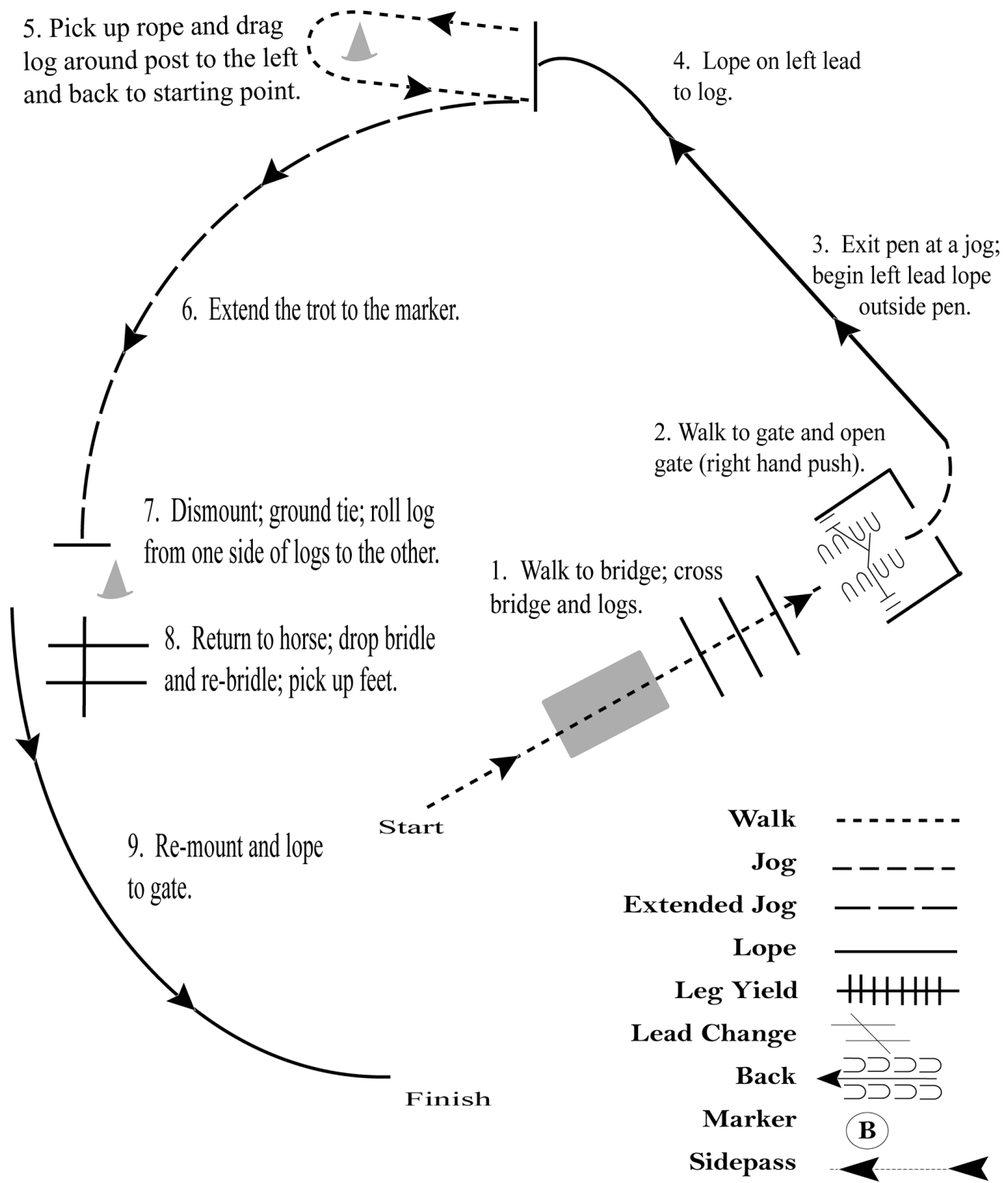
Tom Wilson Memorial Open Horse Show

Ranch Trail (Class #13)

Show Date: 05-23-2026

www.HorseShowPatterns.com

www.HorseShowPatterns.com



[RT/5]

Pattern Provided by:
Helen Moore

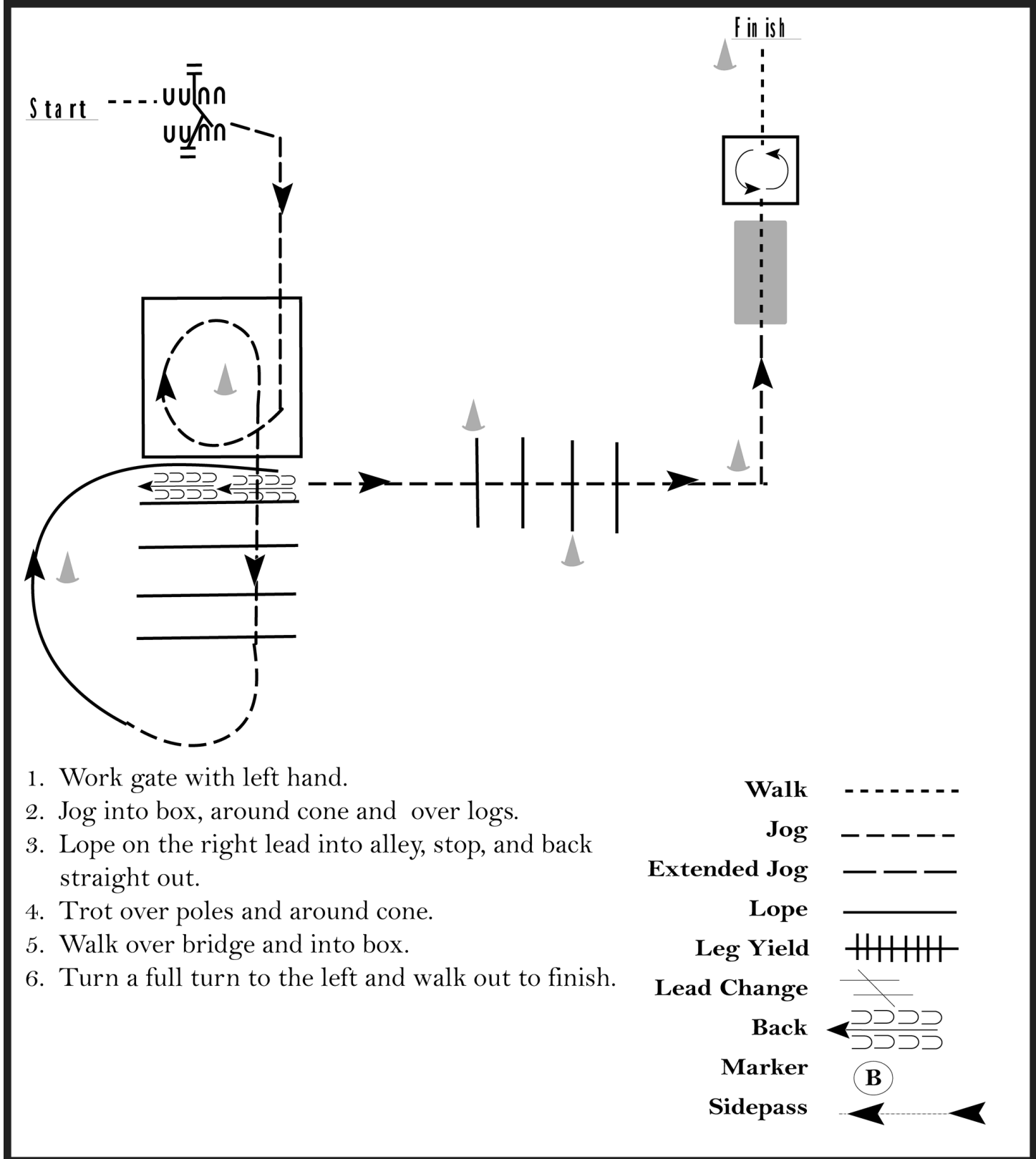
Tom Wilson Memorial Open Horse Show

Trail (14-18, 19-39) (Class #5,7)

Show Date: 05-23-2026

www.HorseShowPatterns.com

www.HorseShowPatterns.com



1. Work gate with left hand.
2. Jog into box, around cone and over logs.
3. Lope on the right lead into alley, stop, and back straight out.
4. Trot over poles and around cone.
5. Walk over bridge and into box.
6. Turn a full turn to the left and walk out to finish.

Walk	-----
Jog	-----
Extended Jog	-----
Lope	-----
Leg Yield	
Lead Change	---/---
Back	← ← ←
Marker	ⓑ
Sidepass	←-----→

[T/2-28]

Pattern Provided by:

Helen Moore

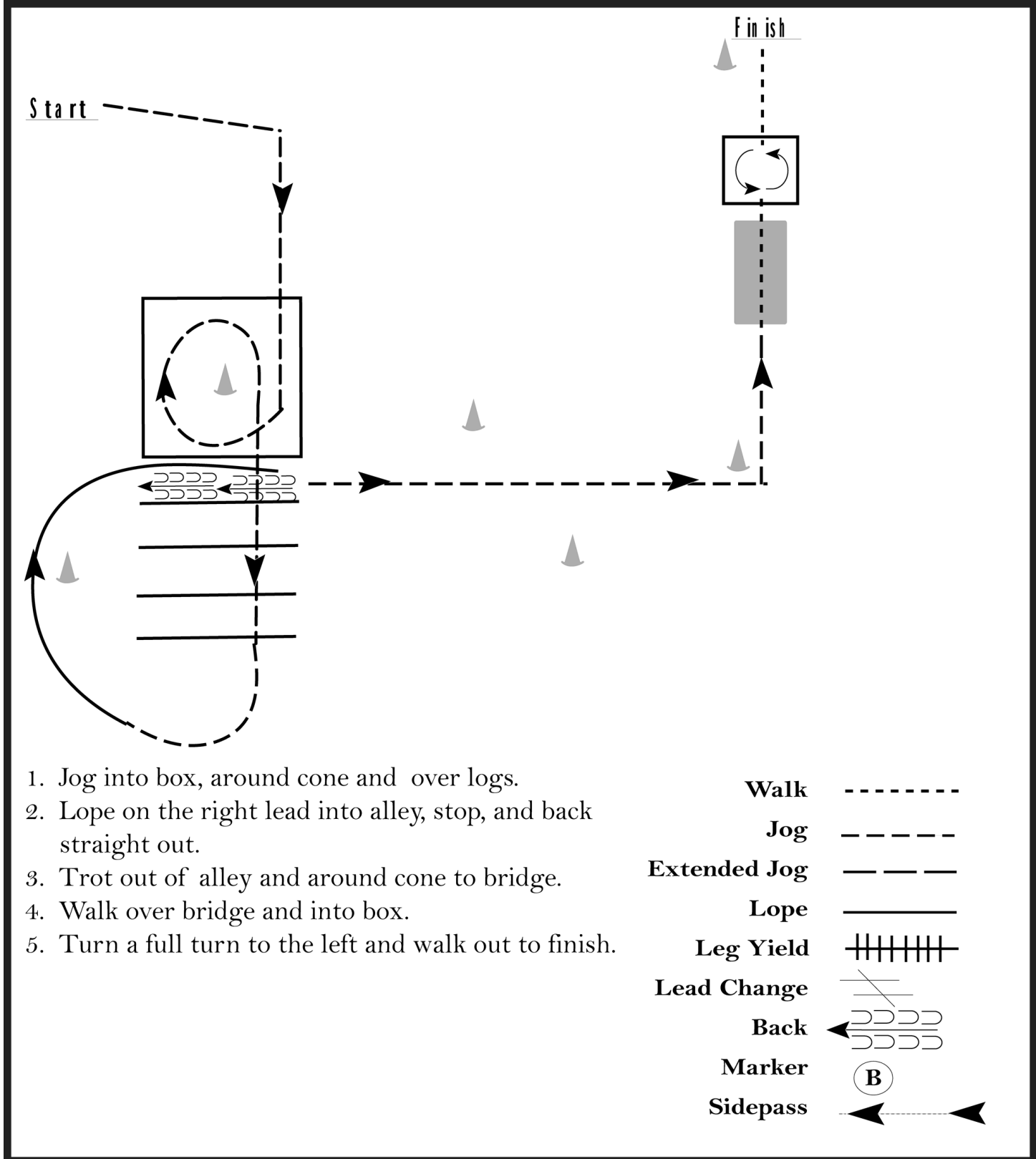
Tom Wilson Memorial Open Horse Show

Trail (13&Under, Select, Rookie, Green) (Class #3,9,10,11)

Show Date: 05-23-2026

w w w . H o r s e S h o w P a t t e r n s . c o m

w w w . H o r s e S h o w P a t t e r n s . c o m



1. Jog into box, around cone and over logs.
2. Lope on the right lead into alley, stop, and back straight out.
3. Trot out of alley and around cone to bridge.
4. Walk over bridge and into box.
5. Turn a full turn to the left and walk out to finish.

Walk	-----
Jog	-----
Extended Jog	-----
Lope	—————
Leg Yield	
Lead Change	—/—
Back	← ←
Marker	Ⓚ
Sidepass	←-----→

[T/1-28]

Pattern Provided by:
Helen Moore

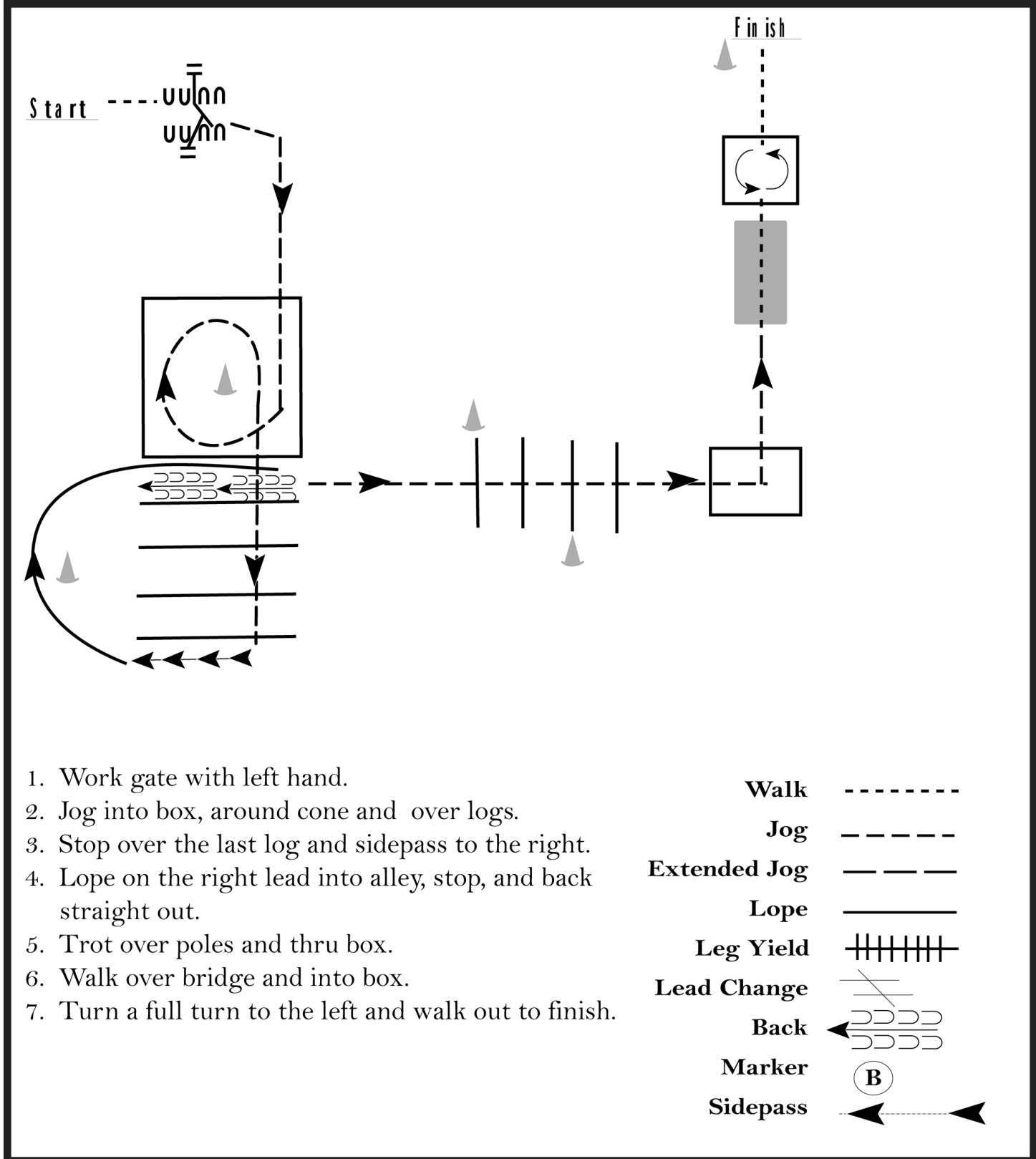
Tom Wilson Memorial Open Horse Show

Pudge Egolf Memorial Trail (Open) (Class #1)

Show Date: 05-23-2026

www.HorseShowPatterns.com

www.HorseShowPatterns.com



1. Work gate with left hand.
2. Jog into box, around cone and over logs.
3. Stop over the last log and sidepass to the right.
4. Lope on the right lead into alley, stop, and back straight out.
5. Trot over poles and thru box.
6. Walk over bridge and into box.
7. Turn a full turn to the left and walk out to finish.

Walk
Jog	-----
Extended Jog	-----
Lope	—————
Leg Yield	
Lead Change	———/———
Back	←←←←← ←←←←←
Marker	Ⓚ
Sidepass	←-----→

[T/3-28]

Pattern Provided by:
Helen Moore

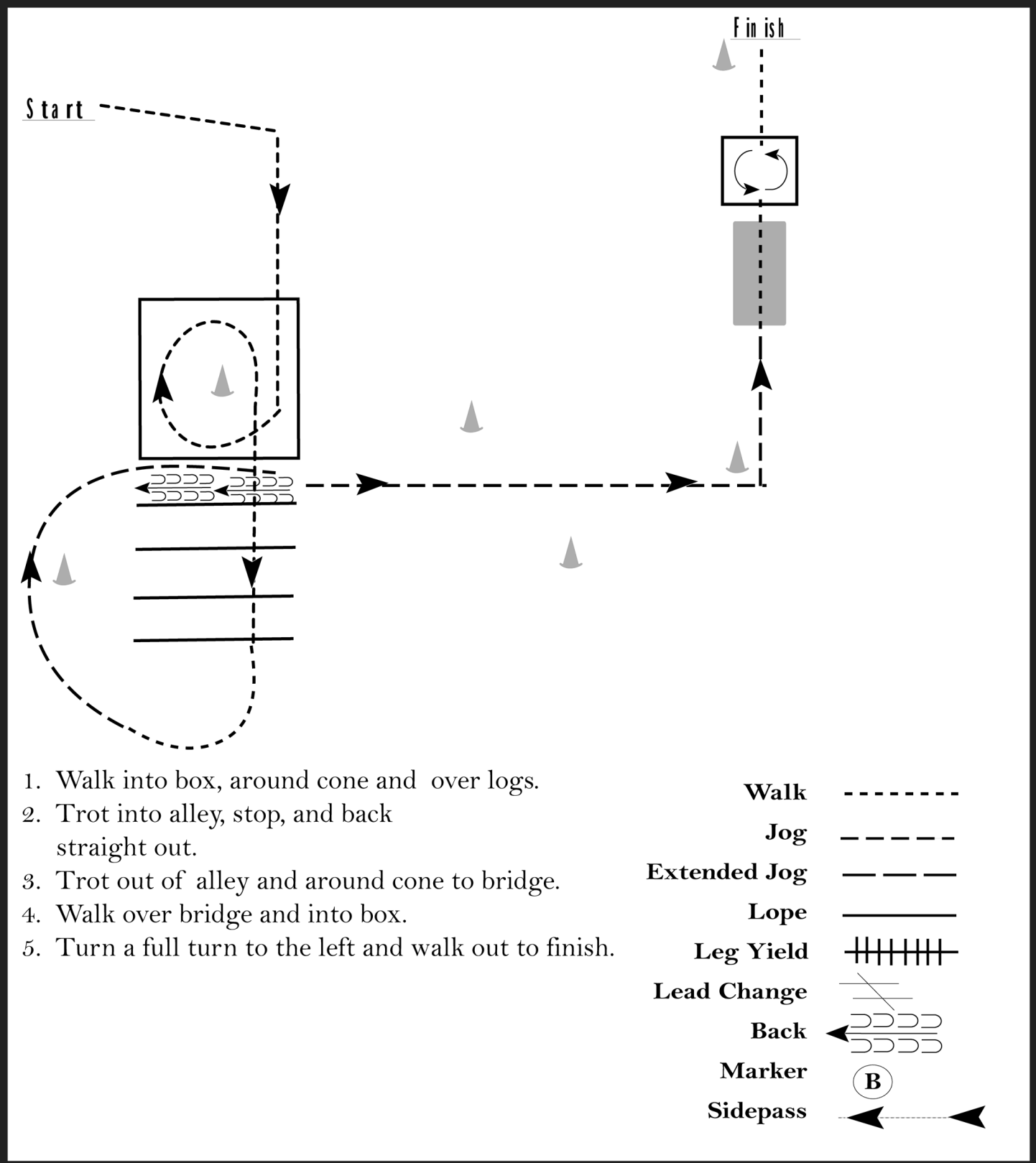
Tom Wilson Memorial Open Horse Show

W/T Trail (All W/T Trail including Small Fry) (Class #2,4,6,8,12)

Show Date: 05-23-2026

www.HorseShowPatterns.com

www.HorseShowPatterns.com



1. Walk into box, around cone and over logs.
2. Trot into alley, stop, and back straight out.
3. Trot out of alley and around cone to bridge.
4. Walk over bridge and into box.
5. Turn a full turn to the left and walk out to finish.

Walk	-----
Jog	- - - - -
Extended Jog	- - - - -
Lope	—————
Leg Yield	
Lead Change	///
Back	←←←←←
Marker	ⓑ
Sidepass	←-----→

[T/WT-28]

Pattern Provided by:
Helen Moore

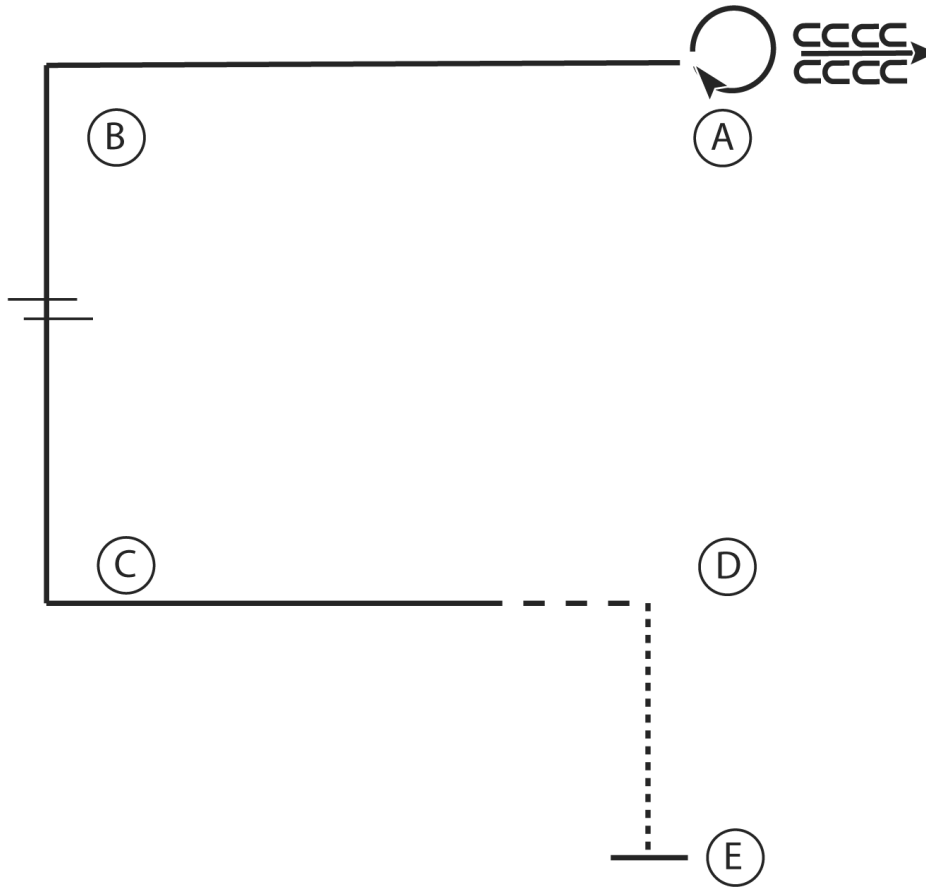
Tom Wilson Memorial Open Horse Show

Rowdy Deacon Memorial Horsemanship (Open) (Class #32)

Show Date: 05-23-2026

w w w . H o r s e S h o w P a t t e r n s . c o m

w w w . H o r s e S h o w P a t t e r n s . c o m



1. At A perform a 360 degree turn to the right and back 4 strides
2. Lope on the left lead to and around B in a square corner
3. Half way between B and C perform a lead change
4. Lope to and around C in a square corner
5. Prior to D jog 3 strides
6. Jog a square corner at D
7. Walk to E
8. Stop at E

Walk
Jog	-----
Extended Jog	-----
Lope	—————
Leg Yield	
Lead Change	↘
Back	←←←←
Marker	(B)
Sidepass	←←←←

[WH/3-4]

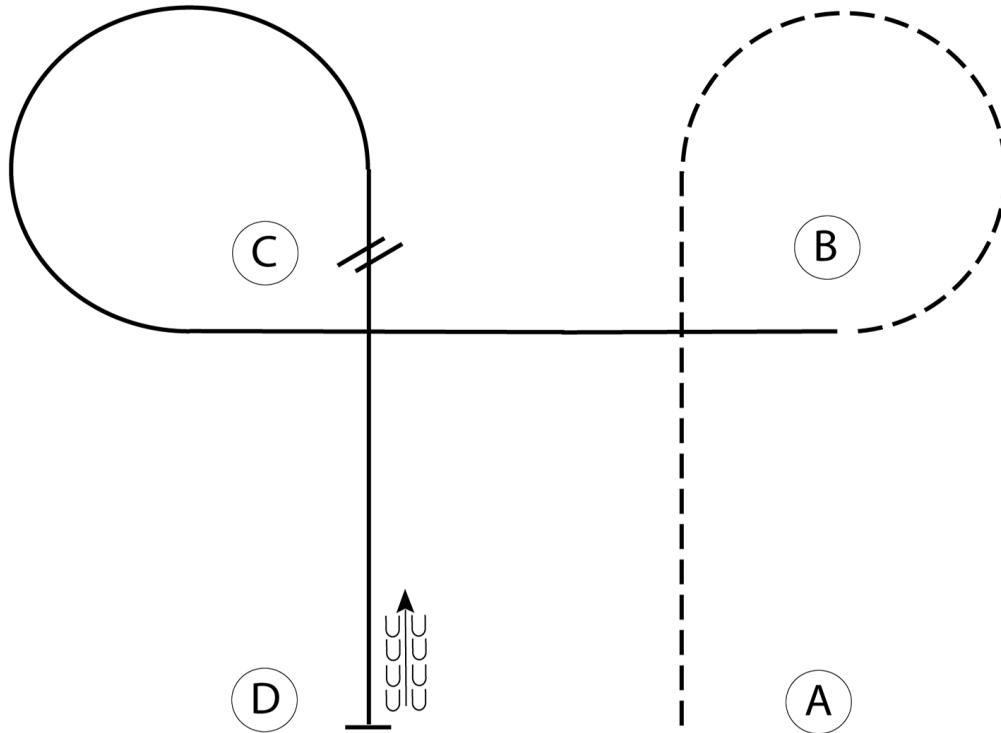
Pattern Provided by:

Helen Moore

Tom Wilson Memorial Open Horse Show

Horsemanship (13&Under, Rookie, Select) (Class #34,36,42)

Show Date: 05-23-2026



Be ready at A.

1. Jog A to B.
2. Jog a circle around B.
3. At B, lope on the right lead to C.
4. Lope a circle around C.
5. At C, perform a simple lead change and continue to D.
6. At D, stop and back one horse length.

Follow the instructions of your ring steward.

Walk	-----
Jog	-----
Extended Jog	-----
Lope	—————
Leg Yield	
Lead Change	↙
Back	← ← ←
Marker	(B)
Sidepass	←-----→

[WH/2-13]

Pattern Provided by:

Helen Moore

w w w . H o r s e S h o w P a t t e r n s . c o m

w w w . H o r s e S h o w P a t t e r n s . c o m

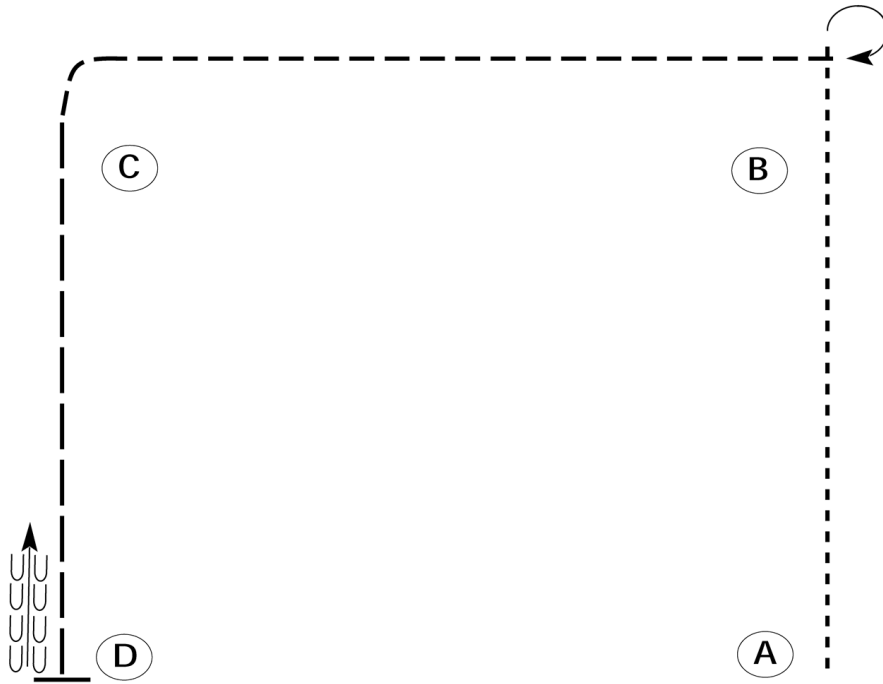
Tom Wilson Memorial Open Horse Show

W/T Horsemanship (14-18, 19-39) (Class #37,39)

Show Date: 05-23-2026

www.HorseShowPatterns.com

www.HorseShowPatterns.com



Be ready at A.

1. Walk from A to B.
2. Stop past B and execute a 270 degree turn to the right.
3. Jog from B around C.
4. Extend the jog from C to D.
5. Stop at D and back one horse length.

Please exit at a jog.

Walk	-----
Jog	-----
Extended Jog	-----
Lope	—————
Leg Yield	
Lead Change	—/—
Back	←←←←←
Marker	⊙ B
Sidepass	←-----→

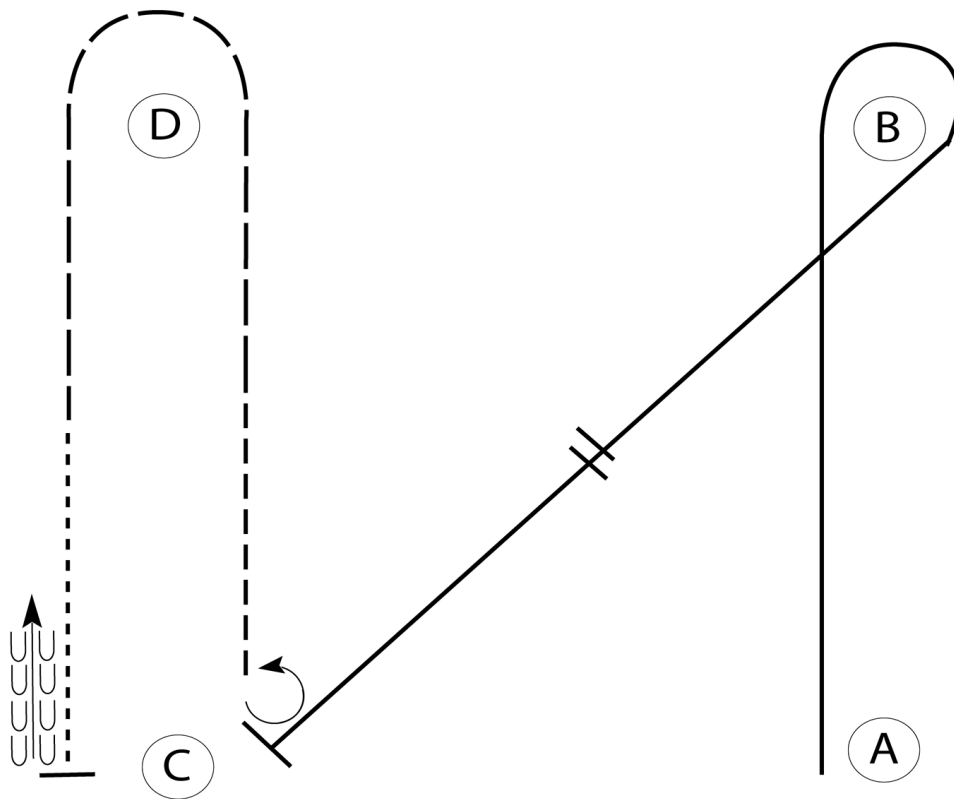
[WH/WT-23]

Pattern Provided by:
Helen Moore

Tom Wilson Memorial Open Horse Show

Horsemanship (14-18, 19-39) (Class #38,40)

Show Date: 05-23-2026



Be ready at A.

1. Lope on the right lead from A to and around B.
2. Halfway to C, perform a flying lead change.
3. Lope to C.
4. Stop and perform a 270 degree turn to the left.
5. Jog halfway to D.
6. Extend the jog to and around D.
7. Halfway to C, break to a walk.
8. Stop at C and back approximately one horse length.

Follow the instructions of your ring steward.

Walk	-----
Jog	- - - - -
Extended Jog	- - - - -
Lope	—————
Leg Yield	
Lead Change	↙
Back	← ← ←
Marker	(B)
Sidepass	←-----→

[WH/3-71]

Pattern Provided by:

Helen Moore

www.HorseShowPatterns.com

www.HorseShowPatterns.com

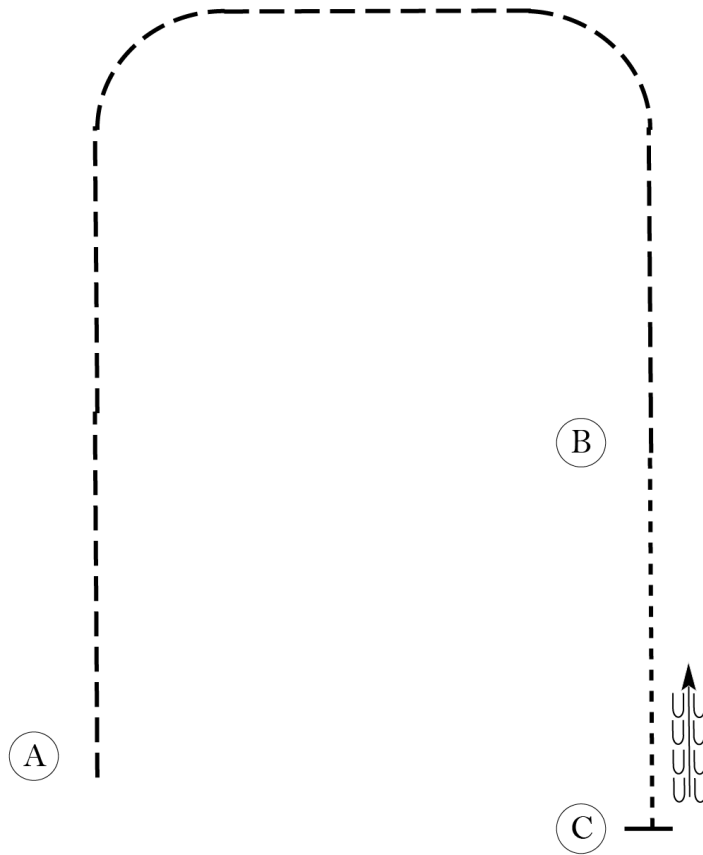
Tom Wilson Memorial Open Horse Show

W/T Eq (Sm Fry, 13 (Class #67,80,86,88))

Show Date: 05-23-2026

w w w . H o r s e S h o w P a t t e r n s . c o m

w w w . H o r s e S h o w P a t t e r n s . c o m



Be ready at A.

1. Trot on the right diagonal to the corner.
2. Change diagonals and trot on the left diagonal around to B.
3. Walk to C.
4. Stop at C and back approximately one horse length.

Walk	-----
Trot	- - - - -
Extended Trot	— — — — —
Canter	—————
Leg Yield	
Lead Change	— / —
Back	← ← ← ← ←
Marker	⊙
Sidepass	← — — — — →
Hand Gallop	— — — — —

[HSE/WT-107]

Pattern Provided by:

Helen Moore

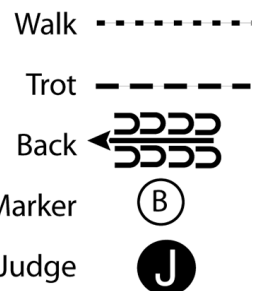
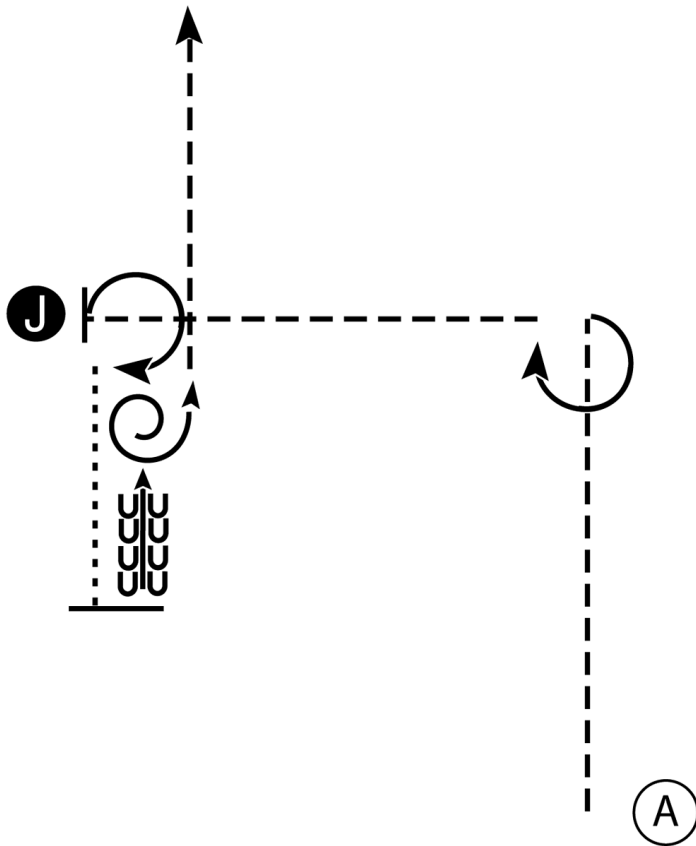
Tom Wilson Memorial Open Horse Show

Stan & Cynthia Meek Memorial Showmanship (Open) (Class #56)

Show Date: 05-23-2026

w w w . H o r s e S h o w P a t t e r n s . c o m

w w w . H o r s e S h o w P a t t e r n s . c o m



1. Trot from A until even with the Judge.
2. Stop and perform a 270 degree turn.
3. Trot to the Judge. Stop and set up for inspection.
4. When dismissed perform a 270 degree turn and walk three horse lengths.
5. Stop and back four steps.
6. Perform a 540 degree turn and trot to the line-up.

[S/3-7]

Pattern Provided by:

Helen Moore