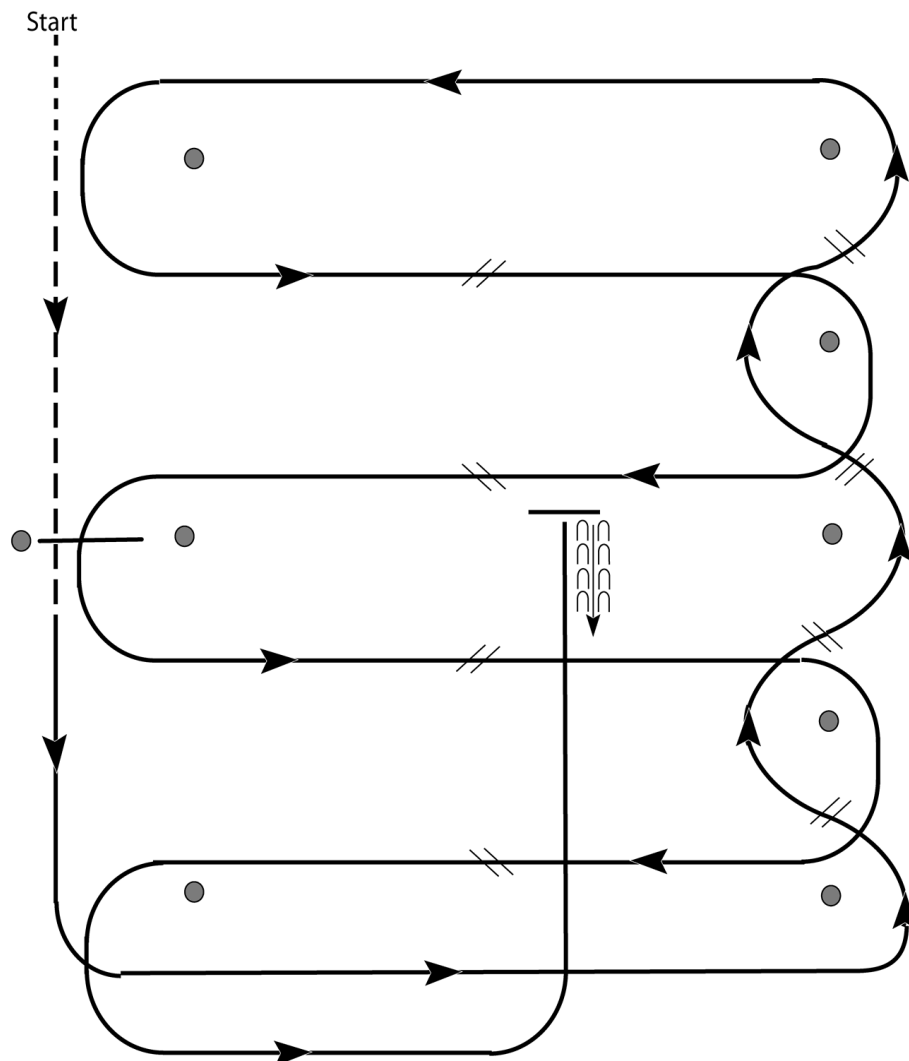


Midland Jr Fair Board Open Horse Show

Western Riding

Show Date: 05-31-2026



1. Walk and jog over log.
2. Transition to lope and lope around end.
3. First line change.
4. Second line change.
5. Third line change.
6. Fourth line change and lope around the end of the arena.
7. First crossing change.
8. Second crossing change.
9. Lope over log.
10. Third crossing change.
11. Fourth crossing change.
12. Lope up the center, stop and back.

[WR/OP-1]

Pattern Provided by:
Christina DeSota

w w w . H o r s e S h o w P a t t e r n s . c o m

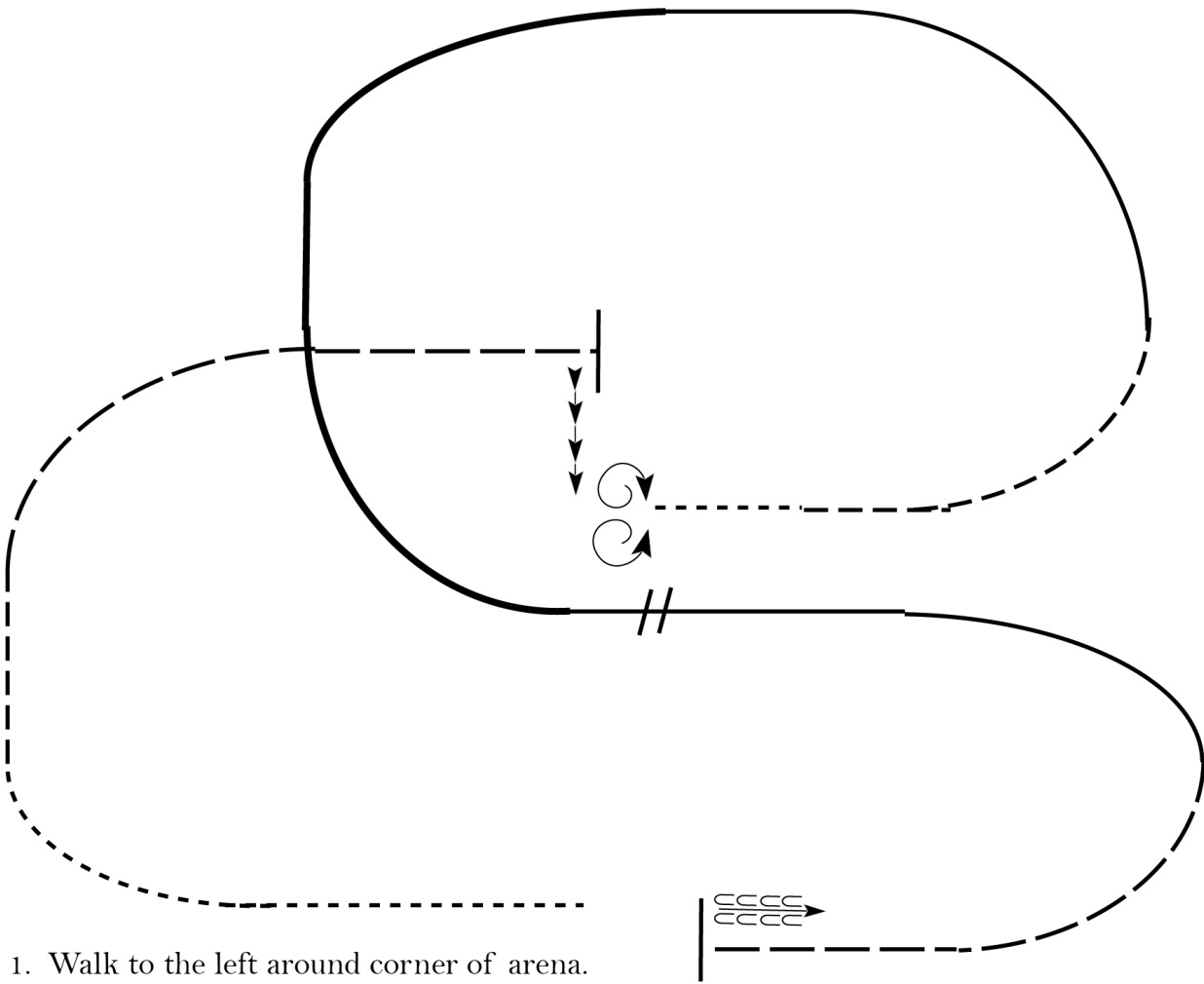
w w w . H o r s e S h o w P a t t e r n s . c o m

Midland Jr Fair Board Open Horse Show Ranch Riding

Show Date: 05-31-2026

www.HorseShowPatterns.com

www.HorseShowPatterns.com



1. Walk to the left around corner of arena.
2. Trot
3. Extend alongside of the arena and around the corner to center.
4. Stop, side pass right
5. 360 degree turn each direction (either way 1st)
6. Walk.
7. Trot.
8. Lope left lead
9. Extend the lope
10. Change leads (simple or flying)
11. Collect to the lope
12. Extend trot
13. Stop and back

Walk	-----
Jog	- - - - -
Extended Jog	_____
Lope	
Lead Change	\ /
Back	← ← ← ← ←
Marker	(B)

[RR/3]

Pattern Provided by:
Christina DeSota

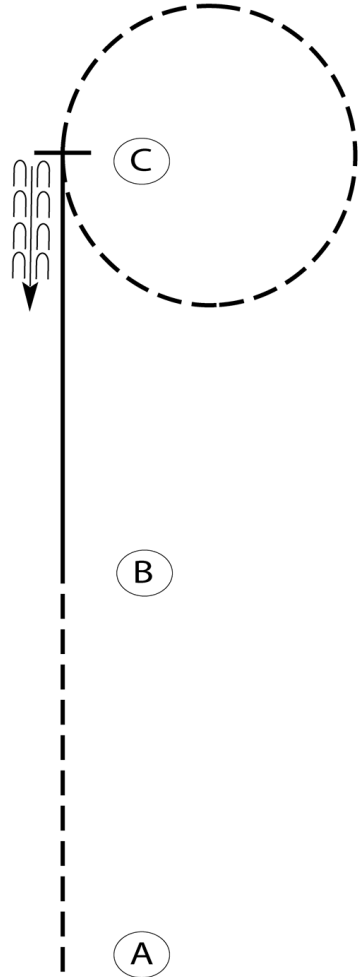
Midland Jr Fair Board Open Horse Show

Western Horsemanship Classes 60-63

Show Date: 05-31-2026

W W W . H O R S E S H O W P A T T E R N S . C O M

W W W . H O R S E S H O W P A T T E R N S . C O M



Be ready at A.

1. Jog from A to B.
2. Lope on the right lead to C.
3. Even with C, break to a jog and circle to the right.
4. Stop at C and back one horse length

Retire to the rail or line up at a jog.

Walk	-----
Jog	- - - - -
Extended Jog	- _ _ _ -
Lope	_____
Leg Yield	
Lead Change	↘
Back	← ← ← ← ←
Marker	Ⓚ
Sidepass	← ← ← ← ←

[WH/1-20]

Pattern Provided by:
Christina DeSota

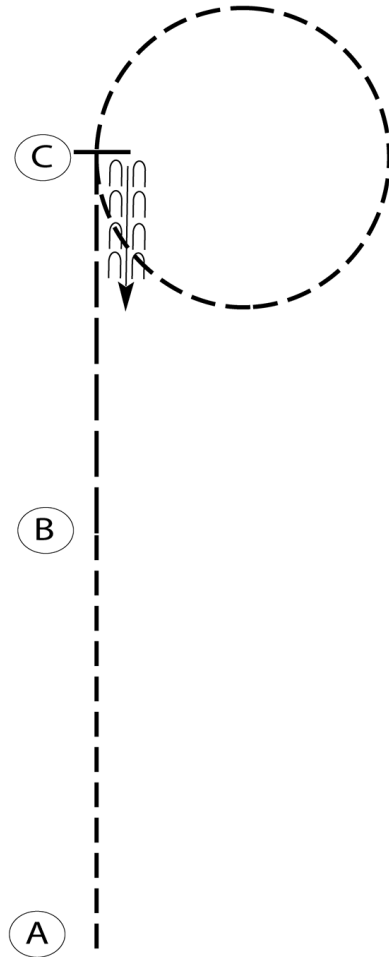
Midland Jr Fair Board Open Horse Show

W/T Horsemanship Classes 58 & 59

Show Date: 05-31-2026

w w w . H o r s e S h o w P a t t e r n s . c o m

w w w . H o r s e S h o w P a t t e r n s . c o m



Be ready at A.

1. Jog from A to B.
2. Extend the jog to C.
3. At C, jog a circle to the right.
4. Even with C, stop and back one horse length

Retire to the rail or line up at a jog.

Walk	-----
Jog	-----
Extended Jog	-----
Lope	—————
Leg Yield	
Lead Change	—/—
Back	← ← ← ← ← — — — — —
Marker	⊙ B
Sidepass	← — — — — →

[WH/WT-19]

Pattern Provided by:
Christina DeSota

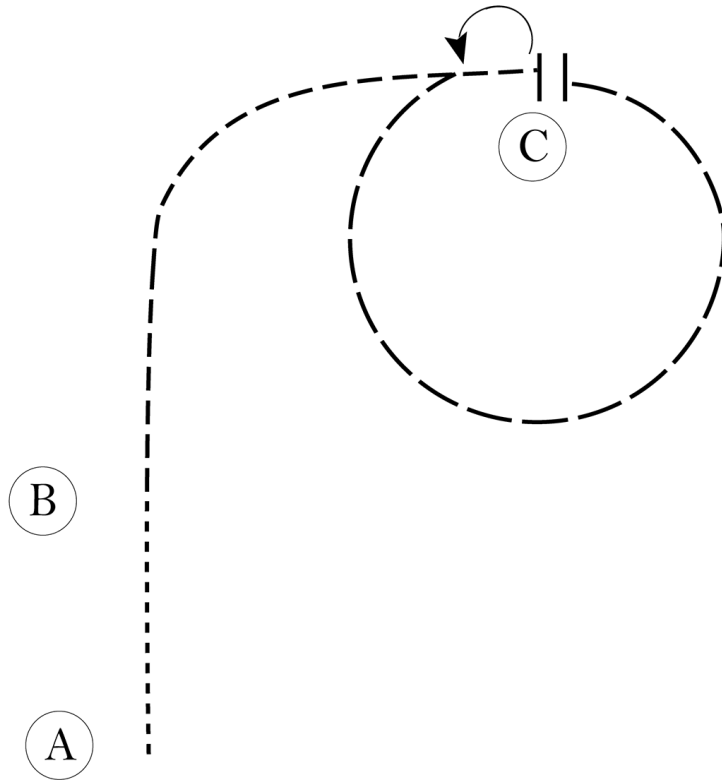
Midland Jr Fair Board Open Horse Show

W/T Horsemanship Jackpot

Show Date: 05-31-2026

w w w . H o r s e S h o w P a t t e r n s . c o m

w w w . H o r s e S h o w P a t t e r n s . c o m



Be ready at A.

1. Walk to B.
2. Jog from B to C.
3. Stop at C and turn 180 degrees to the left.
4. Perform an extended jog circle to the left.
5. Stop at C.

Follow the instructions of your ring steward.

Walk	-----
Jog	-----
Extended Jog	-----
Lope	—————
Leg Yield	
Lead Change	—/—
Back	← — — — —
Marker	⊙
Sidepass	← — — — — →

[WH/WT-34]

Pattern Provided by:
Christina DeSota

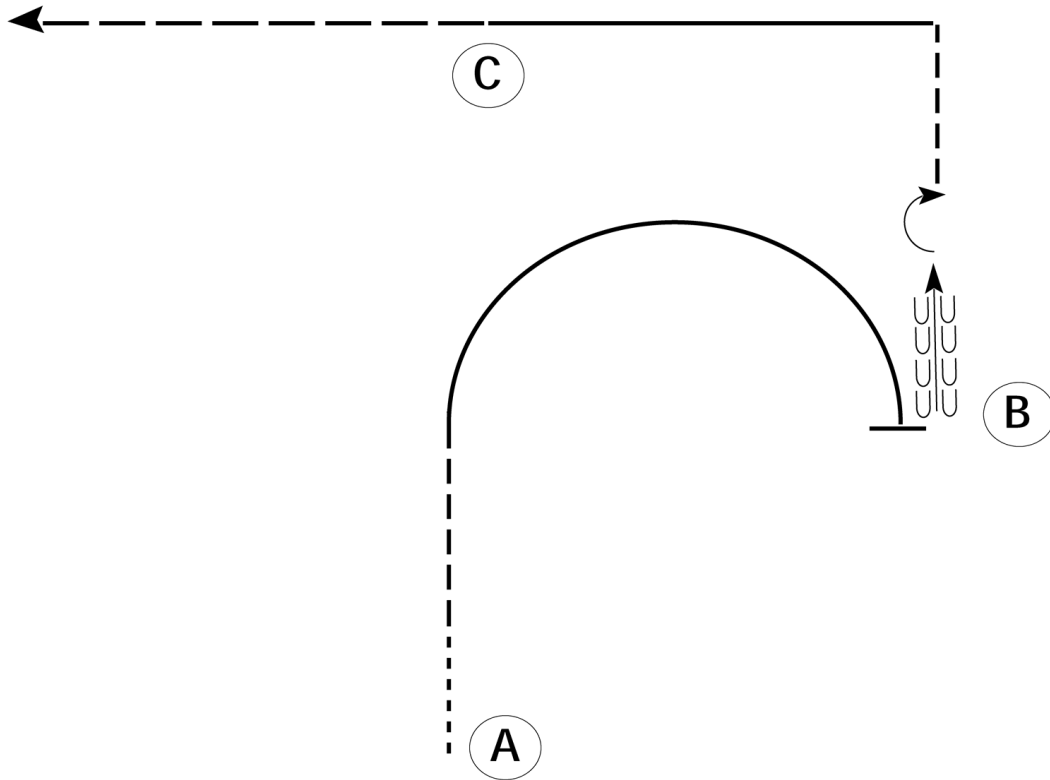
Midland Jr Fair Board Open Horse Show

Horsemanship Jackpot

Show Date: 05-31-2026

www.HorseShowPatterns.com

www.HorseShowPatterns.com



Be ready at A.

1. Walk approximately two horse lengths from A.
2. Jog halfway to C.
3. Lope a half circle on the right lead to B.
4. Stop and back approximately one horse length.
5. Perform a 1/2 turn to the right.
6. Jog until just past C. Jog a square corner left.
7. Lope on the left lead until even with C.
8. Extended jog to exit.

Follow the directions of your ring steward.

- | | |
|---------------------|-----------|
| Walk | |
| Jog | - - - - - |
| Extended Jog | - - - - - |
| Lope | _____ |
| Lead Change | |
| Back | ← - - - - |
| Marker | ⓑ |

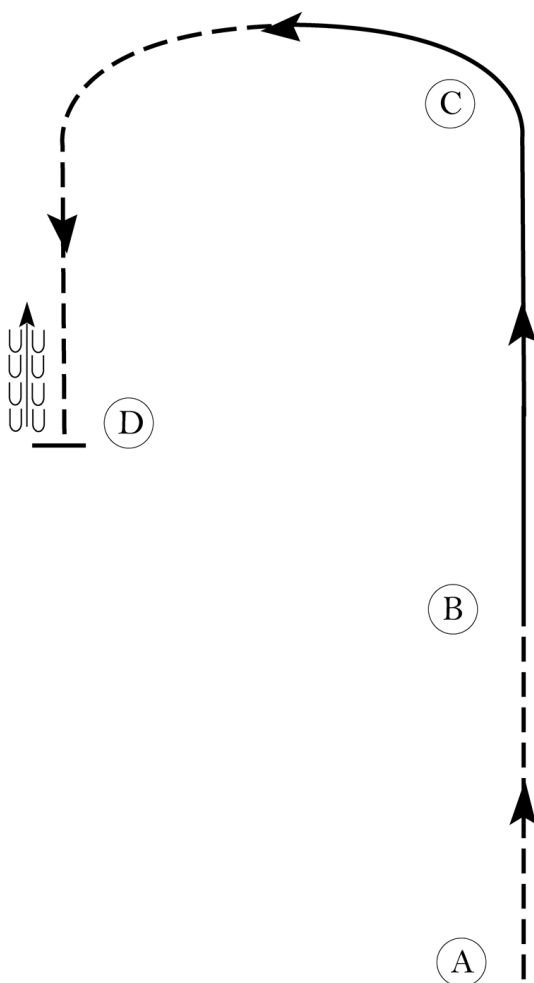
[WH/3-79]

Pattern Provided by:
Christina DeSota

Midland Jr Fair Board Open Horse Show

Equitation Classes 37 - 40

Show Date: 05-31-2026



Be ready at A.

1. Posting trot on the left diagonal from A to B.
2. At B, canter on the left lead.
3. At the top of the arc, transition to the posting trot to D.
4. Stop and back approximately one horse length at D.

Exit at a sitting trot.

Walk
Trot	- - - - -
Extended Trot	- - - - -
Canter	—————
Leg Yield	
Lead Change	— / — \
Back	← ← ← ← ←
Marker	(B)
Sidepass	← — — — ←
Hand Gallop	- - - - -

[HSE/1-22]

Pattern Provided by:
Christina DeSota

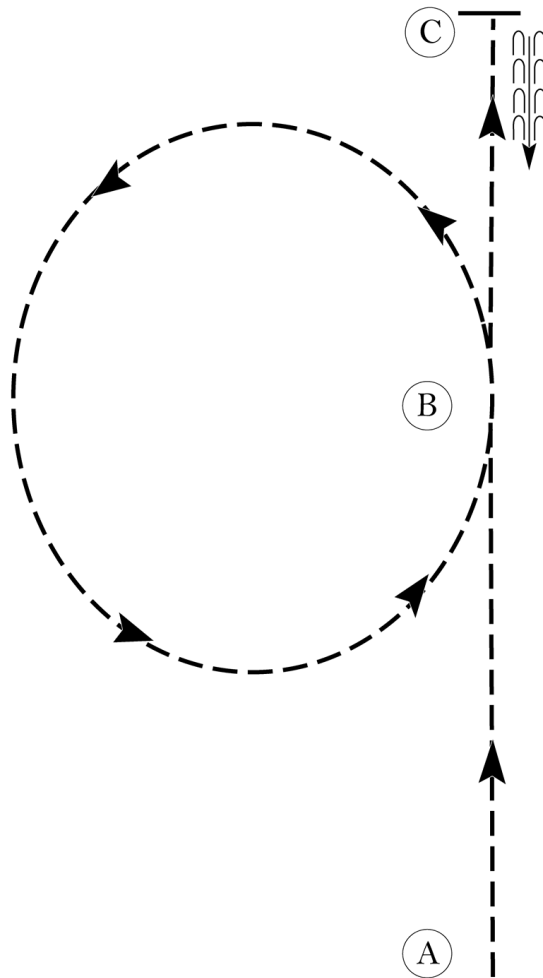
Midland Jr Fair Board Open Horse Show

W/T Equitation Classes 35 & 36

Show Date: 05-31-2026

www.HorseShowPatterns.com

www.HorseShowPatterns.com



1. Posting trot on the left diagonal from A to B.
2. At B posting trot a circle to the left on the right diagonal.
3. Sitting trot to C.
4. Stop at C and back approximately one horse length.

Exit at a sitting trot.

Walk	-----
Trot	- - - - -
Extended Trot	— — — — —
Canter	—————
Leg Yield	
Lead Change	— / —
Back	← ← ← ← ←
Marker	⊙
Sidepass	← — — — — ←
Hand Gallop	— — — — —

[HSE/WT-21]

Pattern Provided by:
Christina DeSota

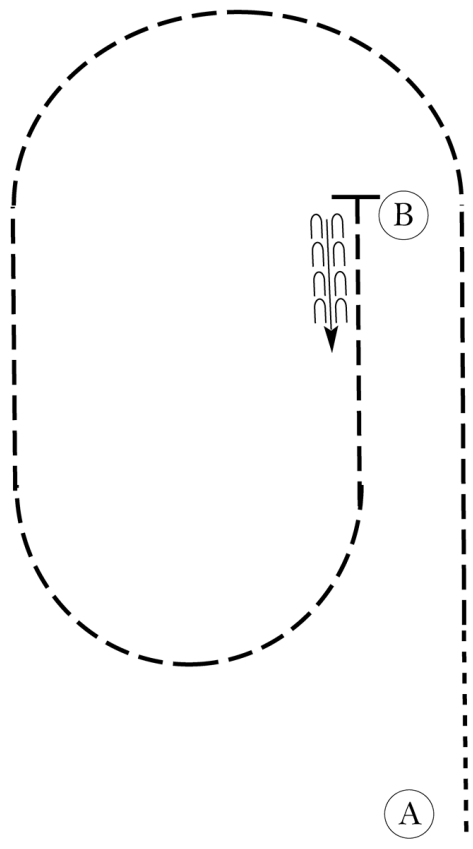
Midland Jr Fair Board Open Horse Show

W/T Equitation Jackpot

Show Date: 05-31-2026

w w w . H o r s e S h o w P a t t e r n s . c o m

w w w . H o r s e S h o w P a t t e r n s . c o m



Be ready at A.

1. Walk two horse lengths from A.
2. Posting trot on the left diagonal to B.
3. Change diagonals and posting trot on the right diagonal in a half circle and then in a straight line until halfway between B and A.
4. Sitting trot a half circle and then a straight line to B.
5. Stop and back approximately one horse length.

Follow the instructions of your ring steward.

Walk	-----
Trot	- - - - -
Extended Trot	— — — — —
Canter	—————
Leg Yield	
Lead Change	↘ ↙
Back	← ← ← ← ←
Marker	ⓑ
Sidepass	← ←
Hand Gallop	—————

[HSE/WT-58]

Pattern Provided by:
Christina DeSota

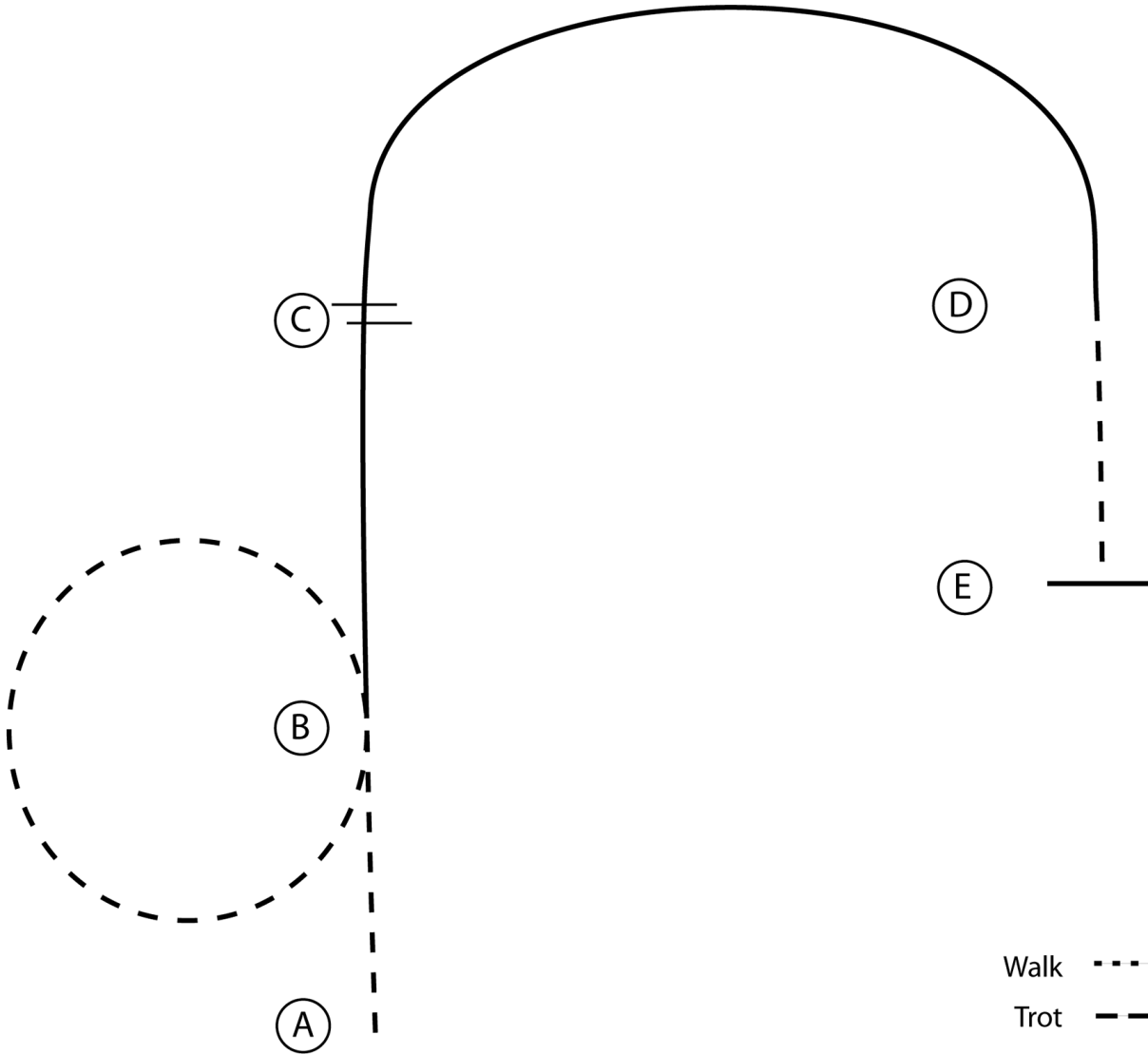
Midland Jr Fair Board Open Horse Show

English Equitation Jackpot Class 34

Show Date: 05-31-2026

w w w . H o r s e S h o w P a t t e r n s . c o m

w w w . H o r s e S h o w P a t t e r n s . c o m



1. Sitting trot A to B
2. At B posting trot a circle to the left on the right diagonal
3. At B canter on the right lead to C
4. At C perform a lead change and continue around to D
5. At D posting trot to E on the left diagonal

Walk
Trot - - - - -
Extended Trot - - - - -
Canter _____
Leg Yield |||||
Lead Change / / / / /
Back ← ← ← ← ←
Marker (B)
Sidepass - - - - -

[HSE/2-18]

Pattern Provided by:
Christina DeSota

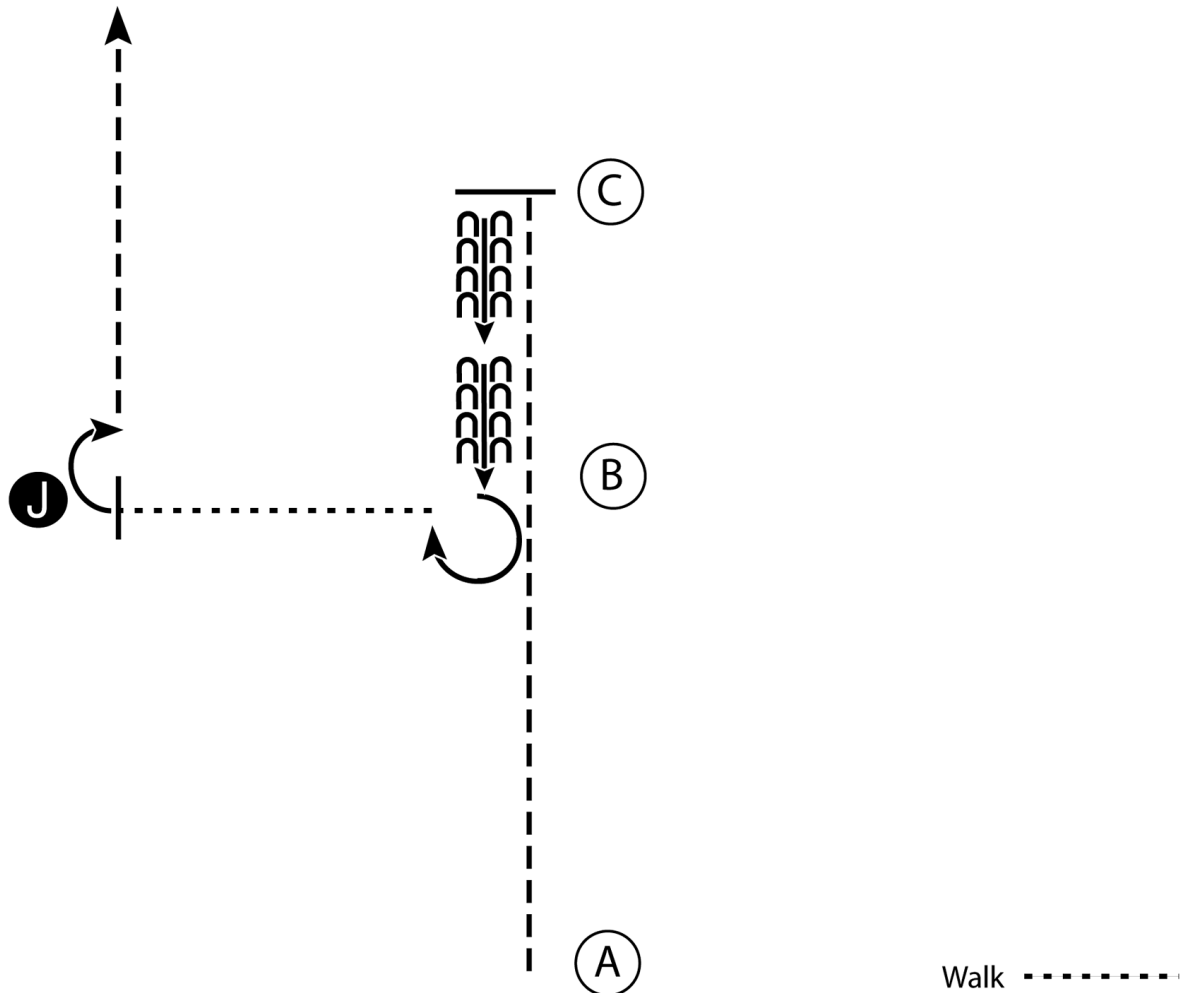
Midland Jr Fair Board Open Horse Show

Showmanship Classes 11 - 13

Show Date: 05-31-2026

w w w . H o r s e S h o w P a t t e r n s . c o m

w w w . H o r s e S h o w P a t t e r n s . c o m



1. Trot from A to C.
2. Stop and back to B.
3. Perform a 270 degree turn and walk to the Judge.
4. Stop and set up for inspection.
5. When dismissed perform a 90 degree turn and trot to line-up.

- Walk (dotted line)
- Trot - - - - - (dashed line)
- Back ← ← ← ← ← (line with backward-pointing arrows)
- Marker (B) (circle with B)
- Judge (J) (circle with J)

[S/2-14]

Pattern Provided by:
Christina DeSota

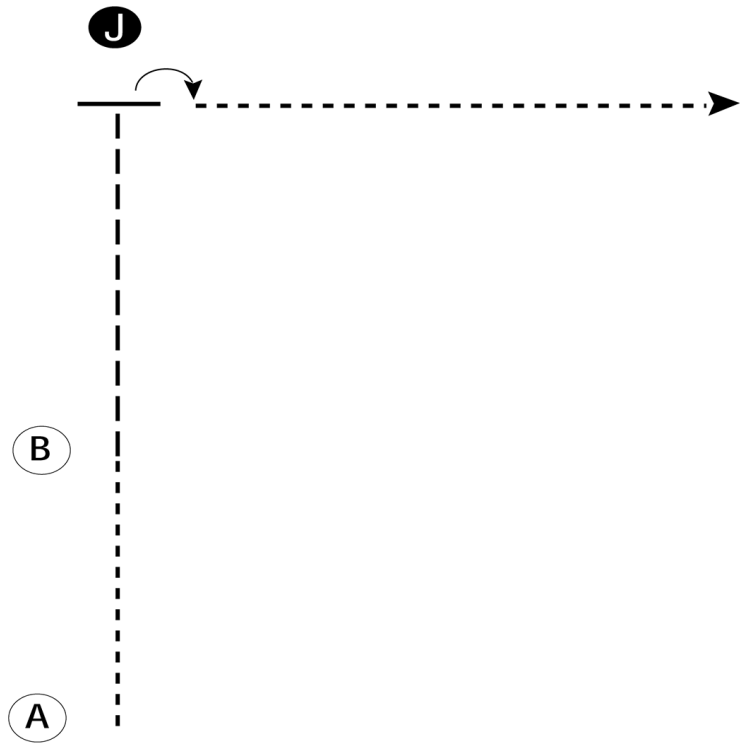
Midland Jr Fair Board Open Horse Show

Showmanship Classes 8 - 10 (Classes 8 & 9 WALK ONLY)

Show Date: 05-31-2026

w w w . H o r s e S h o w P a t t e r n s . c o m

w w w . H o r s e S h o w P a t t e r n s . c o m



Be ready at A.

1. Walk from A to B.
2. Trot from B to the judge.
3. Stop and set up for inspection.
4. When dismissed, turn 90 degrees.
5. Walk away from judge and follow the instructions of your ring steward.

Walk	-----
Trot	- - - - -
Back	←
Marker	ⓑ
Judge	ⓐ

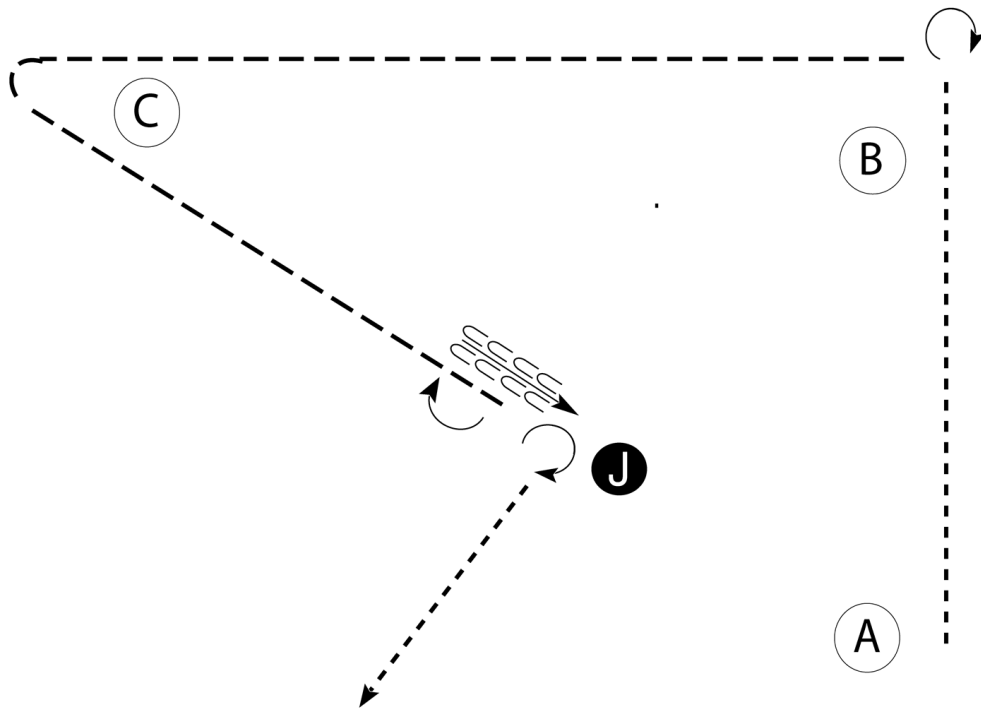
[S/WT-9]

Pattern Provided by:
Christina DeSota

Midland Jr Fair Board Open Horse Show

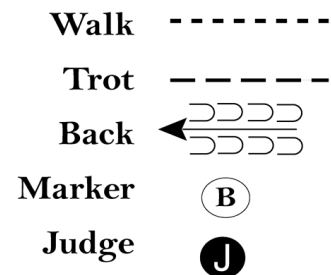
Showmanship Jackpot

Show Date: 05-31-2026



Be ready at A.

1. Walk to and past B.
2. Turn 270 degrees.
3. Trot to and around C.
4. When 2 horse lengths from the judge, stop.
5. Turn 180 degrees.
6. Back to judge and set up for inspection.
7. When dismissed, turn 270 degrees and exit at a walk.



[S/2-25]

Pattern Provided by:
Christina DeSota

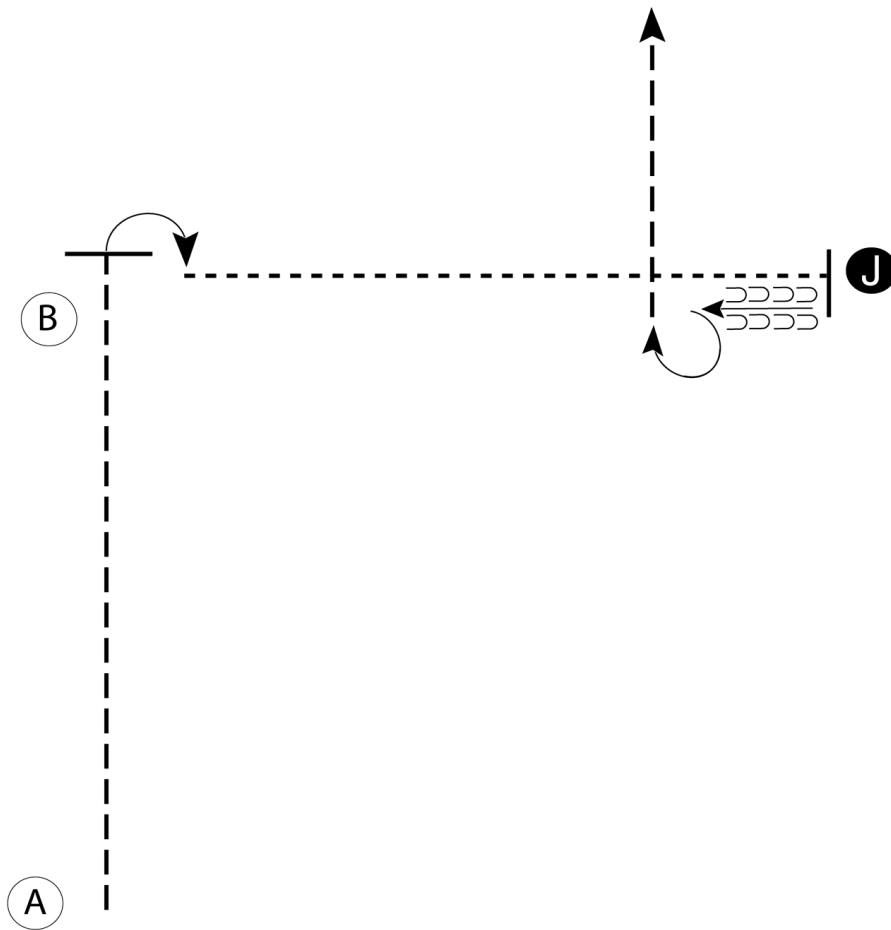
Midland Jr Fair Board Open Horse Show

Showmanship Classes 6,7,14,15

Show Date: 05-31-2026

w w w . H o r s e S h o w P a t t e r n s . c o m

w w w . H o r s e S h o w P a t t e r n s . c o m



1. Begin at A. Trot from A past B
2. Stop and perform a 90 degree turn
3. Walk to the Judge, stop and set up for inspection
4. When dismissed back one horse length and perform a 270 degree turn
5. Trot to the line-up

Walk	-----
Trot	- - - - -
Back	←
Marker	Ⓟ
Judge	Ⓝ

[S/1-14]

Pattern Provided by:
Christina DeSota