

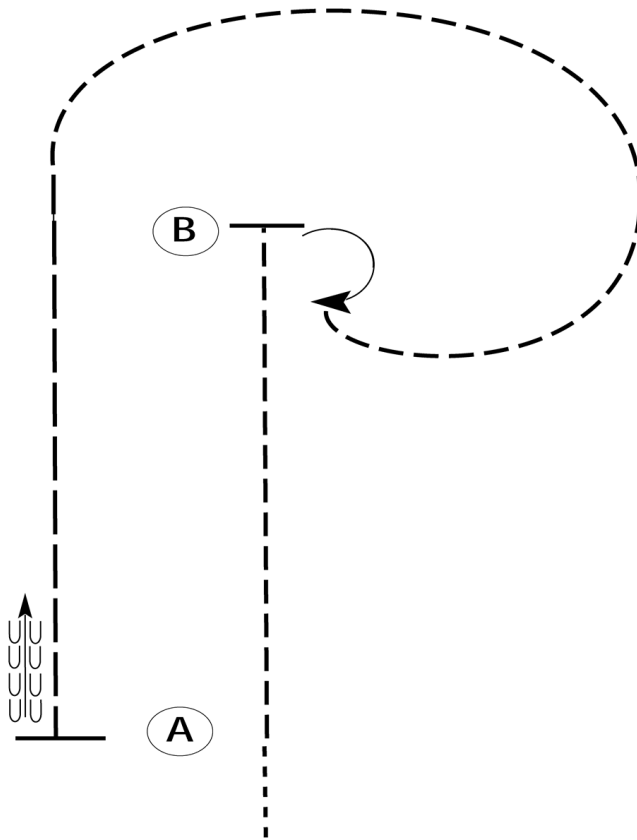
# Silver Star Farm Open Shows

## 12 & Under/Green/13 & Over WP Pattern

Show Date: 06-14-2026

w w w . H o r s e S h o w P a t t e r n s . c o m

w w w . H o r s e S h o w P a t t e r n s . c o m



Be ready before A.

1. Walk to A.
2. Jog to B.
3. Turn 180 degrees to the right.
4. Jog back around to B.
5. Extend the jog from B to A.
6. Stop at A and back approximately one horse length.

Follow the instructions of your ring steward.

Walk	-----
Jog	- - - - -
Extended Jog	— — — —
Lope	—————
Leg Yield	
Lead Change	— / —
Back	← — — — — — — — — ←
Marker	⊙
Sidepass	← — — — — →

[WH/WT-44]

**Pattern Provided by:**

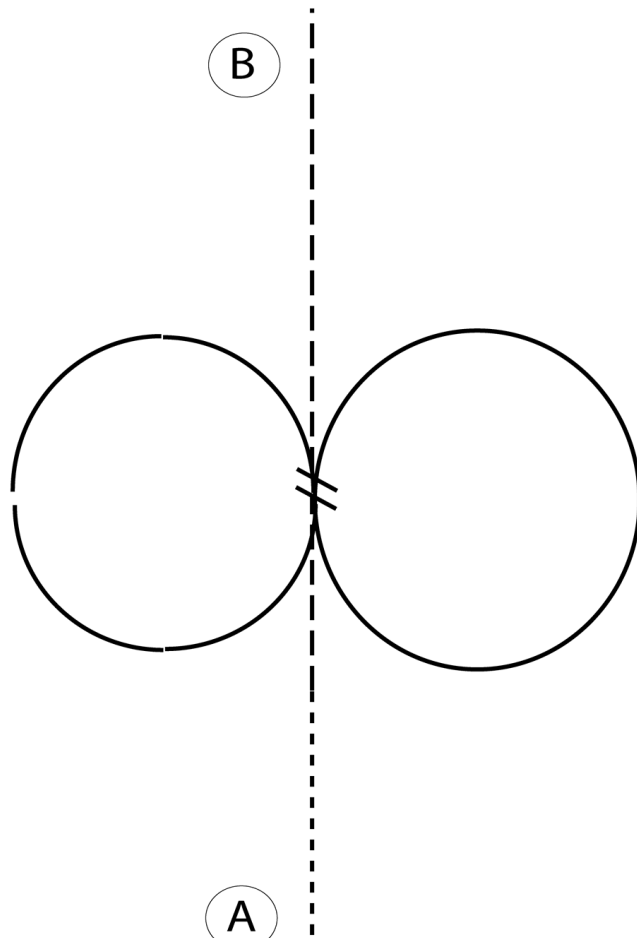
# Silver Star Farm Open Shows

## Youth & Adult Horsemanship

Show Date: 06-14-2026

w w w . H o r s e S h o w P a t t e r n s . c o m

w w w . H o r s e S h o w P a t t e r n s . c o m



Be ready at A.

1. Walk halfway to center of pattern.
2. Jog to center of pattern.
3. Lope a circle to the right on the right lead.
4. Perform a simple lead change at center.
5. Lope a circle to the left.
6. Jog to B.

Pattern is over once you have passed B at the jog.

Follow the directions of your ring steward.

Walk	-----
Jog	- - - - -
Extended Jog	— — — —
Lope	—————
Lead Change	
Back	
Marker	ⓑ

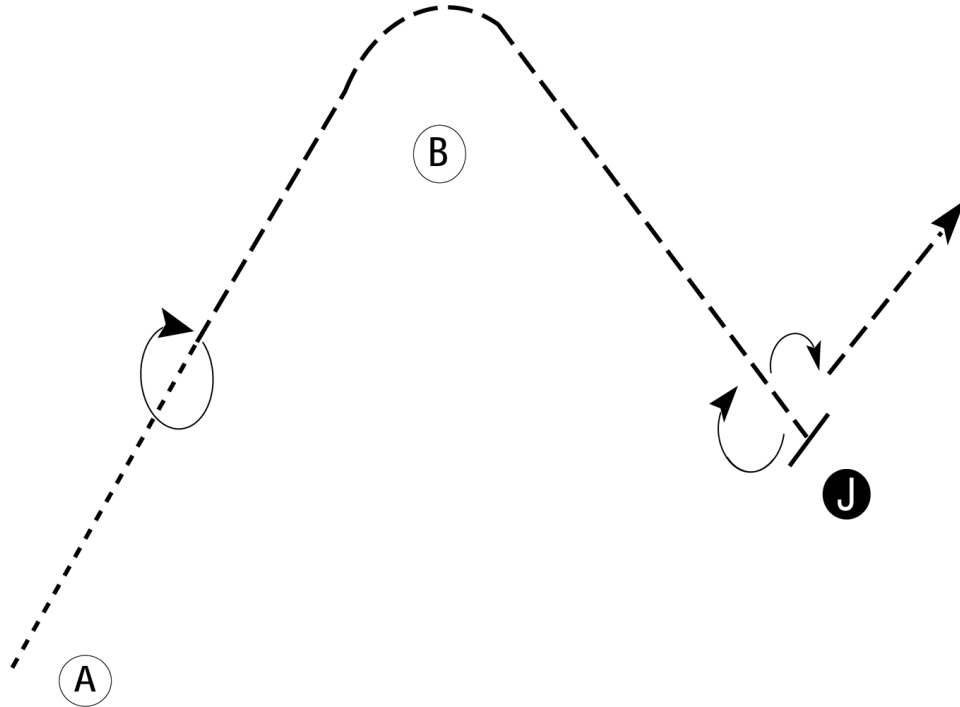
[WH/2-77]

Pattern Provided by:

# Silver Star Farm Open Shows

## Youth & Adult Ranch Handling

Show Date: 06-14-2026



Be ready at A.

1. Walk halfway to B.
2. Stop and perform a 360 degree turn.
3. Trot around B to the Judge.
4. Stop and perform a 180 degree turn and set up for inspection.
5. When dismissed perform a 90 degree turn.
6. Trot straight away from the Judge.

Follow the instructions of your ring steward.

Walk	-----
Trot	- - - - -
Back	←
Marker	ⓑ
Judge	ⓙ

[S/2-34]

Pattern Provided by:

w w w . H o r s e S h o w P a t t e r n s . c o m

w w w . H o r s e S h o w P a t t e r n s . c o m

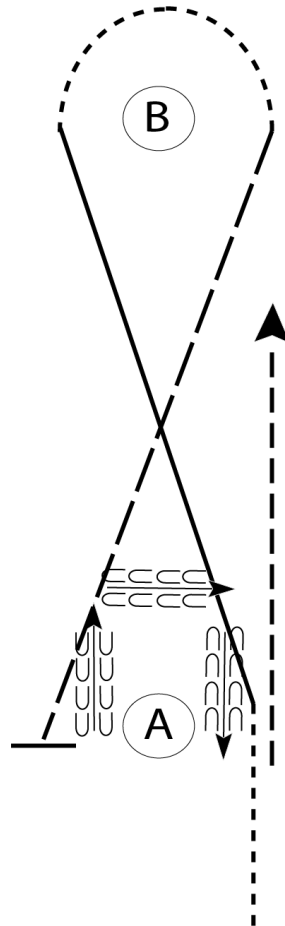
# Silver Star Farm Open Shows

## Adult & Youth Ranch Riding Pattern

Show Date: 06-14-2026

w w w . H o r s e S h o w P a t t e r n s . c o m

w w w . H o r s e S h o w P a t t e r n s . c o m



Be ready before A.

1. Walk to A.
2. Lope on the right lead to B.
3. Walk around B.
4. Extended jog to A.
5. Stop and back around A.
6. Jog to exit.

Follow the instructions of your ring steward.

Walk	.....
Jog	-----
Extended Jog	-----
Lope	—————
Lead Change	———/———
Back	←———
Marker	ⓑ

[WH/2-98]

Pattern Provided by:

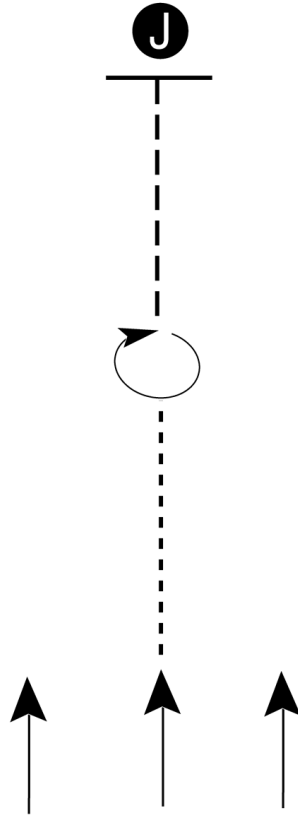
# Silver Star Farm Open Shows

## Mini Horse Showmanship

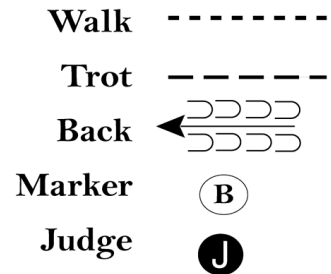
Show Date: 06-14-2026

w w w . H o r s e S h o w P a t t e r n s . c o m

w w w . H o r s e S h o w P a t t e r n s . c o m



1. Be ready in line up.
2. When acknowledged, walk half way to the Judge.
3. Perform a 360 degree turn.
4. Trot to the Judge, stop and set up for inspection.
5. When dismissed remain in position.



[S/1-18]

Pattern Provided by:

# Silver Star Farm Open Shows

## Youth & Adult Showmanship

Show Date: 06-14-2026

w w w . H o r s e S h o w P a t t e r n s . c o m

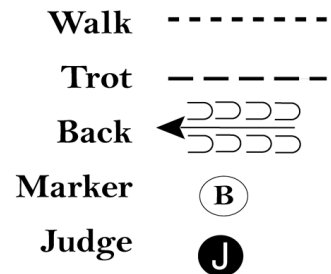
w w w . H o r s e S h o w P a t t e r n s . c o m



Be ready at A.

1. Trot to B.
2. Stop and perform a 1 1/4 turn.
3. Walk to judge.
4. Stop and set up for inspection.
5. When dismissed, perform a 3/4 turn and walk straight away from judge.

Follow the instructions of your ring steward.



[S/2-52]

Pattern Provided by:

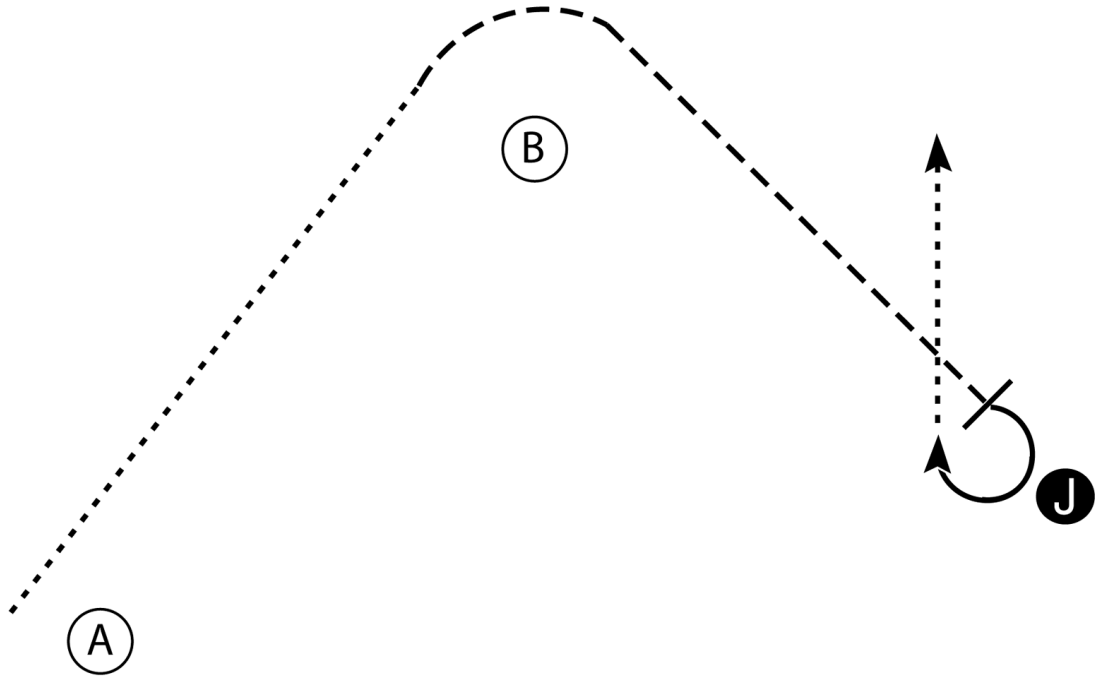
# Silver Star Farm Open Shows

## 12 & Under Western SMS

Show Date: 06-14-2026

w w w . H o r s e S h o w P a t t e r n s . c o m

w w w . H o r s e S h o w P a t t e r n s . c o m



1. Walk from A to B.
2. Trot from B to the Judge.
3. Stop and set up for inspection.
4. When dismissed perform a 270 degree turn and walk straight away from the Judge.

Walk .....  
Trot - - - - -  
Back ← .....  
Marker (B)  
Judge (J)

[S/1-12]

Pattern Provided by: